

### Provisional

### Result List

Stewards / Race Management

STEWARD	Achim Loth
STEWARD	Yasin Özer
STEWARD	Naik Hänsel
RACE DIRECTOR	Niels Wittich
CLERK OF THE COURSE	Marcel Putsche
TECHNICAL DELEGATE	Tim Zessack
CHIEF TIMEKEEPER	Daniel Schulze

Weather Start/Finish

AIR	18.5°C
TRACK	18.3°C
CONDITIONS	Dry
PRESSURE	965 hPa
AIR	19.3°C
TRACK	18.3°C
CONDITIONS	Dry
PRESSURE	965 hPa

Track Information

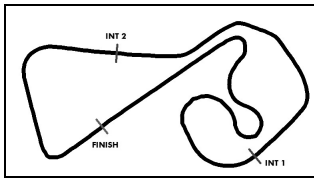
GREEN FLAG	13:45:00
CHEQUERED FLAG	14:15:01
SAFETY CAR PHASE	0
FULL COURSE YELLOW PHASE	0
TRACK NAME	Sachsenring
TRACK LENGTH	3645m
TURN COUNT	13
FASTEST LAP:	#36. DIE - 1:19.724

STARTED: 19 CLASSIFIED: 19 NOT CLASSIFIED: 0 DISQUALIFIED: 0

Drivers	Team	Car	Lap	Best Time	Gap	Diff	Kph	Day Time
1 36 M.Dienst(DEU)(J)/P.Frommenwiler(CHE)	DLV-Team Schuetz Motorsport(DEU)	Mercedes-AMG GT3	3	1:19.724			164.5	13:54:56
2 20 M.Wishofer(AUT)(J)/D.Boccolacci(FRA)	Team Zakspeed BKK Mobil Oil Racing(D	Mercedes-AMG GT3 EVO	6	1:19.930	0.206	0.206	164.1	14:01:14
3 26 R.Feller(CHE)(J)/S.Mücke(DEU)	BWT Mücke Motorsport(DEU)	Audi R8 LMS GT3	10	1:20.091	0.367	0.161	163.8	14:06:31
4 9 A.Read(AUS)(J)/J.Eriksson(SWE)	Schubert Motorsport(DEU)	BMW M6 GT3	11	1:20.173	0.449	0.082	163.6	14:10:45
5 32 C.Weerts(BEL)(J)/D.Vanthoor(BEL)	TEAM WRT(BEL)	Audi R8 LMS GT3	11	1:20.192	0.468	0.019	163.6	14:06:57
6 71 N.Langeveld(NLD)/M.Paul(DEU)(J)	T3-HRT-Motorsport(DEU)	Audi R8 LMS GT3	5	1:20.390	0.666	0.198	163.2	13:56:07
7 18 J.Fittje(DEU)(J)/D.Jahn(DEU)	KÜS TEAM75 Bernhard(DEU)	Porsche 911 GT3 R	4	1:20.408	0.684	0.018	163.1	13:56:56
8 8 C.Schreiner(DEU)(J)/D.Marschall(DEU)(J)	RUTRONIK-RACING(DEU)	Audi R8 LMS GT3	15	1:20.423	0.699	0.015	163.1	14:10:18
9 10 H.Skoog(SWE)(J)/J.Krohn(FIN)	Schubert Motorsport(DEU)	BMW M6 GT3	3	1:20.513	0.789	0.090	162.9	13:51:02
10 30 R.Ineichen(CHE)(T)/F.Vervisch(BEL)	TEAM WRT(BEL)	Audi R8 LMS GT3	11	1:20.575	0.851	0.062	162.8	14:06:34
11 29 K.Schramm(DEU)(J)/C.Mies(DEU)	Montaplast by Land Motorsport(DEU)	Audi R8 LMS GT3	8	1:20.582	0.858	0.007	162.8	14:00:29
12 3 N.Rogivue(CHE)(J)/M.Hackländer(DEU)	Aust Motorsport(DEU)	Audi R8 LMS GT3	5	1:20.614	0.890	0.032	162.7	13:55:01
13 25 I.Walilko(POL)(J)/M.Ortmann(DEU)(J)	BWT Mücke Motorsport(DEU)	Audi R8 LMS GT3	10	1:20.675	0.951	0.061	162.6	14:10:23
14 82 S.Schothorst(NLD)/T.Zimmermann(DEU)(J)	GRT GRASSERRACING TEAM(AUT)	Lamborghini Huracan GT3E	6	1:20.739	1.015	0.064	162.5	13:59:57
15 11 E.Erhart(DEU)(T)/P.Kaffer(DEU)	EFP Car Collection by TECE(DEU)	Audi R8 LMS GT3	12	1:21.231	1.507	0.492	161.5	14:04:49
16 33 F.Salaquarda(CZE)(T)/F.Stippler(DEU)	Team ISR(CZE)	Audi R8 LMS GT3	2	1:21.387	1.663	0.156	161.2	13:51:47
17 14 E.Johansson(SWE)(J)/J.Klingmann(DEU)	MRS GT-Racing(DEU)	BMW M6 GT3	8	1:21.517	1.793	0.130	160.9	14:05:28
18 72 C.Schöll(AUT)(J)/S.Morris(GBR)	T3-HRT-Motorsport(DEU)	Bentley Continental GT3	9	1:22.695	2.971	1.178	158.6	14:06:21
19 4 H.von Danwitz(DEU)(J)/R.Frey(CHE)	Aust Motorsport(DEU)	Audi R8 LMS GT3	7	1:23.368	3.644	0.673	157.3	14:00:51

Subject to final scrutineering!

Publication time:	Clerk of the Course: Marcel Putsche	Timekeeper: Daniel Schulze
-------------------	-------------------------------------	----------------------------



# ADAC GT Masters

## Sector List Free Practice Trophy



Provisional

Sachsenring, Length: 3645m  
 Air temperature: 19.26°C  
 Track temperature: 18.3°C  
 Weather condition: Dry

**DMSB** Reg. Nr.: R-11548/20

Friday, October 2, 2020 13:45:00

Lap	Id	Time	SE1	SP1	SE2	SP2	SE3	SP3	TSP	Lap	Id	Time	SE1	SP1	SE2	SP2	SE3	SP3	TSP
<b>3 Rogivue, CHE(#1) / Hackländer, DEU(#2)</b>										<b>theoretical besttime: 1:20.614</b>									
1	1	4:30.813	3:47.387		20.293		23.133	168		7	1	1:21.043	42.117		17.713		21.213	170	215
2	1	1:25.148	44.839		18.658		21.651	171	210	8	1	1:43.232	56.110		25.230		21.892	170	214
3	1	1:22.147	42.147		17.833		22.167	165	<b>215</b>	9	1	1:26.368	42.513		18.178		25.677	58	214
4	1	1:21.925	42.399		18.193		21.333	171	213	10	1	2:36.130	1:52.581		18.560		24.989	59	
5	1	<b>1:20.614</b>	<b>41.843</b>		<b>17.662</b>		<b>21.109</b>	170	214	11	1	2:42.941	1:58.833		19.008		25.100	58	
6	1	1:21.296	42.066		17.725		21.505	171	214										

<b>4 von Danwitz, DEU(#1) / Frey, CHE(#2)</b>										<b>theoretical besttime: 1:23.292</b>									
1	1	7:19.067	6:31.661		23.142		24.264	162		7	1	<b>1:23.368</b>	43.278		18.475		<b>21.615</b>	<b>169</b>	<b>213</b>
2	1	1:30.214	47.706		20.070		22.438	164	192	8	1	1:24.639	43.697		18.941		22.001	168	212
3	1	1:26.042	43.797		18.889		23.356	166	210	9	1	1:24.078	43.819		<b>18.457</b>		<b>21.802</b>	168	213
4	1	1:23.877	43.390		18.634		21.853	166	211	10	1	1:24.193	<b>43.220</b>		19.164		21.809	168	213
5	1	1:23.841	43.370		18.715		21.756	166	212	11	1	1:23.945	43.454		18.575		21.916	168	213
6	1	1:23.968	43.374		18.737		21.857	169	212	12	1	1:29.355	43.662		19.737		25.956	58	212

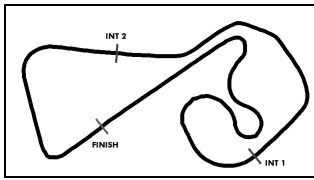
<b>8 Schreiner, DEU(#1) / Marschall, DEU(#2)</b>										<b>theoretical besttime: 1:20.311</b>									
1	1	3:33.008	2:42.641		24.479		25.888	159		10	1	1:32.310	44.704		20.877		26.729	59	214
2	1	1:32.257	47.976		20.808		23.473	166	181	11	2	3:37.992	2:56.770		18.625		22.597	171	
3	1	1:23.490	43.481		18.632		21.377	169	213	12	2	1:21.220	42.071		17.743		21.406	171	215
4	1	1:22.493	42.692		18.119		21.682	165	214	13	2	1:20.484	<b>41.769</b>		17.736		<b>20.979</b>	<b>170</b>	216
5	1	1:22.206	42.674		18.143		21.389	168	214	14	2	1:20.783	41.868		17.610		21.305	168	215
6	1	1:23.012	42.515		19.017		21.480	166	<b>216</b>	15	2	<b>1:20.423</b>	41.829		<b>17.563</b>		21.031	170	214
7	1	1:22.482	42.755		18.301		21.426	169	215	16	2	1:25.396	42.499		18.126		24.771	59	215
8	1	1:22.178	42.662		18.156		21.360	168	215	17	1	2:38.779	1:57.669		19.002		22.108	165	
9	1	1:22.717	42.537		18.205		21.975	166	214	18	1	1:28.792	43.151		18.781		26.860	59	213

<b>9 Read, AUS(#1) / Eriksson, SWE(#2)</b>										<b>theoretical besttime: 1:20.078</b>									
1	1	5:28.074	4:47.955		18.584		21.535	175		9	1	4:37.511	3:49.977		20.465		27.069	58	
2	1	1:24.083	43.209		17.824		23.050	175	218	10	1	4:34.464	3:52.456		17.574		24.434	178	
3	1	1:20.815	42.167		17.579		21.069	175	219	11	1	<b>1:20.173</b>	41.710		<b>17.395</b>		<b>21.068</b>	<b>175</b>	219
4	1	1:21.001	42.105		17.581		21.315	165	219	12	1	1:20.216	<b>41.615</b>		17.427		21.174	177	<b>222</b>
5	1	1:20.923	42.177		17.517		21.229	175	219	13	1	1:20.853	41.887		17.530		21.436	175	218
6	1	1:29.067	42.379		18.276		28.412	174	220	14	1	1:24.156	42.114		18.635		23.407	171	221
7	1	1:20.901	42.182		17.494		21.225	177	220	15	1	1:26.454	42.233		17.918		26.303	59	219
8	1	1:27.200	42.915		18.692		25.593	58	221										

<b>10 Skoog, SWE(#1) / Krohn, FIN(#2)</b>										<b>theoretical besttime: 1:20.513</b>									
1	1	3:16.827	2:31.443		21.570		23.814	168		11	1	1:21.406	42.459		17.647		21.300	173	215
2	1	1:24.420	45.029		18.060		21.331	173	215	12	1	1:21.752	42.294		17.803		21.655	173	221
3	1	<b>1:20.513</b>	<b>41.833</b>		<b>17.566</b>		<b>21.114</b>	174	221	13	1	1:21.616	42.341		17.975		21.300	177	222
4	1	1:20.696	41.840		17.570		21.286	170	221	14	1	1:21.509	42.071		17.791		21.647	173	<b>224</b>
5	1	1:29.491	44.848		21.653		22.990	174	219	15	1	1:21.295	42.058		17.806		21.431	173	221
6	1	1:25.413	42.081		18.268		25.064	59	220	16	1	1:22.022	42.116		18.145		21.761	169	221
7	1	2:31.291	1:52.106		17.848		21.337	170		17	1	1:21.872	42.304					174	220
8	1	1:21.371	42.457		17.641		21.273	174	219	18	1	1:22.125	42.351		17.701		22.073	171	221
9	1	1:21.507	42.208		17.879		21.420	169	221	19	1	1:22.029	42.552		17.896		21.581	170	220
10	1	1:21.542	42.271		17.628		21.643	163	219	20	1	1:24.942	42.309		18.045		24.588	58	219

<b>11 Erhart, DEU(#1) / Kaffer, DEU(#2)</b>										<b>theoretical besttime: 1:21.101</b>									
1	1	2:54.692	2:09.814		21.759		23.119	164		10	1	1:24.217	43.861		18.818		21.538	170	209
2	1	1:27.672	44.777		19.605		23.290	166	209	11	1	1:21.880	42.242		18.159		21.479	169	213
3	1	1:22.909	42.983		18.464		21.462	169	212	12	1	<b>1:21.231</b>	42.108		17.965		<b>21.158</b>	<b>170</b>	213
4	1	1:22.536	42.756		18.377		21.403	169	214	13	1	1:23.488	<b>42.031</b>		18.190		23.267	170	214
5	1	1:22.147	42.658		18.171		21.318	169	215	14	1	1:21.439	42.188		<b>17.912</b>		21.339	170	214
6	1	1:22.097	42.518		18.175		21.404	168	213	15	1	1:23.364	42.205		18.195		22.964	171	213
7	1	1:21.923	42.391		18.077		21.455	169	213	16	1	1:21.739	42.239		17.995		21.505	168	<b>216</b>
8	1	1:25.504	42.595		18.136		24.773	58	213	17	1	1:27.846	42.483		18.769		26.594	59	214
9	1	3:01.979	2:18.913		20.529		22.537	166											





# ADAC GT Masters

## Sector List Free Practice Trophy



Provisional

**DMSB** Reg. Nr.: R-11548/20

Friday, October 2, 2020 13:45:00

Sachsenring, Length: 3645m  
 Air temperature: 19.26°C  
 Track temperature: 18.3°C  
 Weather condition: Dry

Lap Id	Time	SE1	SP1	SE2	SP2	SE3	SP3	TSP	Lap Id	Time	SE1	SP1	SE2	SP2	SE3	SP3	TSP
<b>14</b>	Johansson, SWE(#1) / Klingmann, DEU(#2)								<b>theoretical besttime: 1:21.440</b>								
1	1	7:55.686	6:58.572	24.652	32.462	56	8	1	<b>1:21.517</b>	<b>42.424</b>	17.886	21.207	170	221			
2	1	4:14.740	3:28.390	22.304	24.046	168	9	1	1:24.553	42.503	<b>17.824</b>	24.226	59	220			
3	1	1:27.090	43.645	19.818	23.627	171	198	10	1	3:24.307	2:44.747	18.177	21.383	171			
4	1	1:22.498	42.713	18.227	21.558	173	221	11	1	1:22.223	42.826	17.879	21.518	173	220		
5	1	1:21.966	42.639	17.961	21.366	171	221	12	1	1:21.840	42.563	17.936	21.341	173	220		
6	1	1:22.338	42.571	18.372	21.395	171	220	13	1	1:21.691	42.472	17.878	21.341	171	<b>222</b>		
7	1	1:21.621	42.512	17.917	<b>21.192</b>	173	220	14	1	1:28.969	42.715	19.760	26.494	59	221		

<b>18</b>	Fittje, DEU(#1) / Jahn, DEU(#2)								<b>theoretical besttime: 1:20.408</b>							
1	1	7:47.502	7:01.895	21.560	24.047	171	7	1	1:20.597	41.848	17.590	21.159	173	<b>216</b>		
2	1	1:25.147	43.631	18.358	23.158	173	213	8	1	1:28.338	44.478	18.780	25.080	57	<b>216</b>	
3	1	1:22.598	42.116	18.527	21.955	174	215	9	1	2:38.154	1:55.240	18.117	24.797	57		
4	1	<b>1:20.408</b>	<b>41.680</b>	<b>17.580</b>	<b>21.148</b>	171	216	10	1	3:22.711	2:39.455	18.343	24.913	57		
5	1	1:20.644	41.782	17.656	21.206	171	215	11	1	2:39.400	1:55.234	18.620	25.546	55		
6	1	1:24.332	41.791	18.515	24.026	174	215									

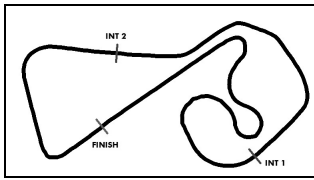
<b>20</b>	Wishofer, AUT(#1) / Boccolacci, FRA(#2)								<b>theoretical besttime: 1:19.834</b>							
1	1	9:06.176	8:16.677	23.586	25.913	154	5	1	1:20.104	41.603	17.465	<b>21.036</b>	<b>171</b>	215		
2	1	1:34.691	48.500	22.372	23.819	170	195	6	1	<b>1:19.930</b>	<b>41.418</b>	<b>17.380</b>	21.132	168	<b>216</b>	
3	1	1:31.985	46.553	23.943	21.489	171	211	7	1	1:24.919	41.663	17.803	25.453	60	216	
4	1	1:20.654	41.686	17.894	21.074	171	216									

<b>25</b>	Walilko, POL(#1) / Ortman, DEU(#2)								<b>theoretical besttime: 1:20.416</b>							
1	1	5:14.854	4:32.226	20.203	22.425	165	8	1	1:27.624	45.025	18.289	24.310	170	206		
2	1	1:23.846	44.313	18.264	21.269	169	197	9	1	1:20.956	42.144	17.800	<b>21.012</b>	<b>170</b>	215	
3	1	1:21.452	42.374	17.808	21.270	169	213	10	1	<b>1:20.675</b>	41.905	<b>17.550</b>	21.220	170	215	
4	1	1:21.232	42.102	17.888	21.242	169	214	11	1	1:20.791	<b>41.854</b>	17.757	21.180	170	215	
5	1	1:21.536	42.254	17.900	21.382	170	214	12	1	1:21.079	42.147	17.757	21.175	171	214	
6	1	1:26.150	42.204	18.750	25.196	59	<b>215</b>	13	1	1:22.611	42.625	18.251	21.735	170	215	
7	1	9:04.437	8:20.246	19.445	24.746	159	14	1	1:25.679	42.428	17.937	25.314	59	215		

<b>26</b>	Feller, CHE(#1) / Mücke, DEU(#2)								<b>theoretical besttime: 1:19.726</b>							
1	1	5:34.967	4:53.544	19.129	22.294	166	8	1	1:27.667	44.405	20.494	22.768	171	210		
2	1	1:22.850	42.983	18.690	21.177	170	209	9	1	1:25.155	41.559	<b>17.456</b>	26.140	174	216	
3	1	1:20.397	41.652	17.644	21.101	169	215	10	1	<b>1:20.091</b>	<b>41.198</b>	17.598	21.295	171	<b>217</b>	
4	1	1:20.374	41.537	17.607	21.230	166	215	11	1	1:21.363	41.520	18.435	21.408	171	216	
5	1	1:20.431	41.830	17.529	<b>21.072</b>	169	214	12	1	1:23.755	41.545	17.498	24.712	58	216	
6	1	1:24.217	41.745	17.526	24.946	59	215	13	1	2:33.697	1:51.649	18.127	23.921	173		
7	1	4:54.618	4:11.814	20.918	21.886	166	14	1	1:26.288	41.924	18.557	25.807	58	216		

<b>29</b>	Schramm, DEU(#1) / Mies, DEU(#2)								<b>theoretical besttime: 1:20.266</b>							
1	1	3:09.587	2:27.223	20.173	22.191	166	7	1	1:20.699	41.866	17.514	21.319	169	215		
2	1	1:22.352	42.913	18.204	21.235	169	213	8	1	<b>1:20.582</b>	42.079	<b>17.492</b>	<b>21.011</b>	<b>170</b>	214	
3	1	1:21.486	42.314	17.727	21.445	170	213	9	1	1:20.738	<b>41.763</b>	17.683	21.292	169	214	
4	1	1:28.089	42.103	19.299	26.687	59	214	10	1	1:20.668	41.834	17.614	21.220	170	<b>216</b>	
5	1	4:01.295	3:18.819	19.373	23.103	166	11	1	1:26.538	43.630	18.358	24.550	59	215		
6	1	1:24.486	42.445	19.818	22.223	169	214	12	1	2:34.655	1:50.885	18.593	25.177	59		

<b>30</b>	Ineichen, CHE(#1) / Vervisch, BEL(#2)								<b>theoretical besttime: 1:20.543</b>							
1	1	4:35.557	3:56.136	18.062	21.359	168	10	1	1:20.882	42.007	17.725	21.150	170	213		
2	1	1:24.387	42.267	17.991	24.129	169	213	11	1	<b>1:20.575</b>	<b>41.774</b>	17.671	<b>21.130</b>	<b>170</b>	214	
3	1	1:21.667	42.260	18.039	21.368	169	214	12	1	1:20.992	42.107	<b>17.639</b>	21.246	168	214	
4	1	1:22.781	42.855	18.415	21.511	166	<b>215</b>	13	1	1:21.006	42.130	17.665	21.211	171	213	
5	1	1:22.409	43.259	17.929	21.221	170	213	14	1	1:20.887	41.939	17.649	21.299	169	214	
6	1	1:21.335	42.038	17.752	21.545	166	214	15	1	1:21.228	41.898	17.928	21.402	169	214	
7	1	1:25.138	42.479	18.100	24.559	59	213	16	1	1:21.143	42.137	17.722	21.284	170	214	
8	1	4:28.184	3:37.322	22.030	28.832	163	17	1	1:22.156	42.126	18.368	21.662	168	214		
9	1	1:30.886	43.578	21.602	25.706	169	208	18	1	1:25.577	42.568	18.224	24.785	59	214	



# ADAC GT Masters

## Sector List Free Practice Trophy



Provisional

**DMSB** Reg. Nr.: R-11548/20

Friday, October 2, 2020 13:45:00

Sachsenring, Length: 3645m  
 Air temperature: 19.26°C  
 Track temperature: 18.3°C  
 Weather condition: Dry

Lap Id	Time	SE1	SP1	SE2	SP2	SE3	SP3	TSP	Lap Id	Time	SE1	SP1	SE2	SP2	SE3	SP3	TSP
<b>32 Weerts, BEL(#1) / Vanthoor, BEL(#2)</b>									<b>theoretical besttime: 1:20.059</b>								
1	1	4:21.817	3:41.206	18.642	21.969	168			8	1	1:26.317	42.418	18.889	25.010	58	213	
2	1	1:22.425	42.604	18.166	21.655	168	212		9	1	4:43.009	4:01.589	18.840	22.580	169		
3	1	1:22.906	43.272	18.087	21.547	170	213		10	1	1:22.419	42.309	17.695	22.415	170	213	
4	1	1:51.177	53.380	25.954	31.843	164	213		11	1	<b>1:20.192</b>	<b>41.687</b>	<b>17.448</b>	21.057	171	213	
5	1	1:22.312	42.730	18.127	21.455	169	211		12	1	1:20.213	41.722	17.567	<b>20.924</b>	<b>169</b>	213	
6	1	1:21.948	42.402	18.056	21.490	165	213		13	1	1:20.408	41.715	17.578	21.115	170	213	
7	1	1:21.756	42.442	17.935	21.379	166	211		14	1	1:23.978	41.875	17.626	24.477	58	213	

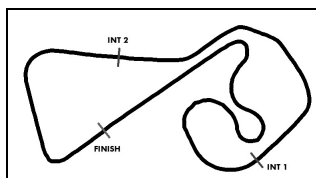
<b>33 Salaquarda, CZE(#1) / Stippler, DEU(#2)</b>									<b>theoretical besttime: 1:20.753</b>								
1	1	5:24.781	4:43.713	18.870	22.198	170			7	1	1:28.603	45.559	19.458	23.586	168	216	
2	1	<b>1:21.387</b>	42.474	17.821	<b>21.092</b>	168	214		8	1	1:40.553	42.557	34.867	23.129	163	214	
3	1	1:24.106	<b>41.970</b>	17.806	24.330	171	214		9	1	1:25.870	42.630	17.850	25.390	59	212	
4	1	1:21.406	42.159	<b>17.691</b>	21.556	168	<b>216</b>		10	1	2:37.713	1:51.552	19.220	26.941	58		
5	1	1:21.582	42.212	17.917	21.453	166	215		11	1	2:37.413	1:52.862	18.932	25.619	58		
6	1	1:21.626	42.279	17.862	21.485	169	215										

<b>36 Dienst, DEU(#1) / Frommenwiler, CHE(#2)</b>									<b>theoretical besttime: 1:19.724</b>								
1	1	7:06.566	6:16.832	23.590	26.144	163			4	1	1:25.178	41.742	17.687	25.749	58	<b>217</b>	
2	1	1:29.406	49.725	18.289	21.392	173	185		5	1	2:36.737	1:54.645	20.497	21.595	171		
3	1	<b>1:19.724</b>	<b>41.490</b>	<b>17.287</b>	<b>20.947</b>	174	216		6	1	1:24.119	41.788	17.557	24.774	58	216	

<b>71 Langeveld, NLD(#1) / Paul, DEU(#2)</b>									<b>theoretical besttime: 1:20.289</b>								
1	2	5:39.718	4:55.090	21.294	23.334	165			10	2	1:21.991	42.062	17.918	22.011	168	212	
2	2	1:24.871	44.073	19.184	21.614	169	209		11	2	1:20.873	42.025	17.647	21.201	170	212	
3	2	1:21.140	42.031	17.857	21.252	170	212		12	2	1:20.870	42.008	17.577	21.285	171	213	
4	2	1:20.554	<b>41.715</b>	17.691	21.148	168	213		13	2	1:20.795	41.911	17.670	21.214	170	<b>214</b>	
5	2	<b>1:20.390</b>	41.816	<b>17.517</b>	<b>21.057</b>	169	212		14	2	1:28.164	45.803	20.932	21.429	170	213	
6	2	1:20.734	41.777	17.750	21.207	170	213		15	2	1:20.957	42.046	17.566	21.345	170	213	
7	2	1:20.631	41.831	17.586	21.214	170	213		16	2	1:20.596	41.936	17.537	21.123	170	213	
8	2	1:27.657	42.262	19.636	25.759	59	213		17	2	1:25.786	41.968	18.773	25.045	59	214	
9	2	4:23.986	3:43.905	18.501	21.580	169											

<b>72 Schöll, AUT(#1) / Morris, GBR(#2)</b>									<b>theoretical besttime: 1:22.357</b>								
1	1	10:12.627	9:29.905	19.824	22.898	165			8	1	1:22.749	43.007	18.001	21.741	169	215	
2	1	1:25.046	43.968	18.693	22.385	168	212		9	1	<b>1:22.695</b>	<b>42.673</b>	18.213	21.809	170	<b>217</b>	
3	1	1:23.341	43.199	18.253	21.889	166	215		10	1	1:23.166	43.262	18.003	21.901	166	217	
4	1	1:23.055	43.039	18.281	21.735	168	215		11	1	1:22.902	43.094	18.089	<b>21.719</b>	<b>169</b>	216	
5	1	1:23.062	43.105	17.988	21.969	169	215		12	1	1:29.852	44.913	18.918	26.021		216	
6	1	1:25.007	43.791	19.194	22.022	170	215		13	1	2:41.560	1:53.365	19.828	28.367			
7	1	1:22.706	42.878	<b>17.965</b>	21.863	169	216		14	1	2:44.929	1:56.661	20.327	27.941			

<b>82 Schothorst, NLD(#1) / Zimmermann, DEU(#2)</b>									<b>theoretical besttime: 1:20.206</b>								
1	2	8:04.515	7:24.177	18.767	21.571	171			5	2	1:21.168	42.090	17.873	21.205	173	<b>216</b>	
2	2	1:20.813	41.981	17.538	21.294	171	213		6	2	<b>1:20.739</b>	41.970	17.661	<b>21.108</b>	<b>173</b>	216	
3	2	1:21.036	<b>41.598</b>	<b>17.500</b>	21.938	171	215		7	2	1:26.442	41.982	17.958	26.502	55	214	
4	2	1:27.883	46.918	18.377	22.588	173	215										



# ADAC GT Masters

## Top speed list Free Practice Trophy



Provisional

**DMSB** Reg. Nr.: R-11548/20

Friday, October 2, 2020 13:45:00

Sachsenring, Length: 3645m

Air temperature: 19.26°C

Track temperature: 18.3°C

Weather condition: Dry

#	Name (NAT)	Team	Car name	Speed	Lap	Race time
10	Henric Skoog (SWE)	Schubert Motorsport (DEU)	BMW M6 GT3	224.06	14	21:03.101
9	Aidan Read (AUS)	Schubert Motorsport (DEU)	BMW M6 GT3	222.22	12	25:49.502
14	Erik Johansson (SWE)	MRS GT-Racing (DEU)	BMW M6 GT3	222.22	13	28:05.662
36	Marvin Dienst (DEU)	DLV-Team Schuetz Motorsport (DEU)	Mercedes-AMG GT3	217.30	4	10:01.024
72	Constantin Schöll (AUT)	T3-HRT-Motorsport (DEU)	Bentley Continental GT3	217.30	9	20:02.984
26	Ricardo Feller (CHE)	BWT Mücke Motorsport (DEU)	Audi R8 LMS GT3	217.30	10	20:16.009
8	Carrie Schreiner (DEU)	RUTRONIK-RACING (DEU)	Audi R8 LMS GT3	216.43	6	9:18.863
18	Jannes Fittje (DEU)	KÜS TEAM75 Bernhard (DEU)	Porsche 911 GT3 R	216.43	7	14:45.977
20	Mick Wishofer (AUT)	Team Zakspeed BKK Mobil Oil Racing (DEU)	Mercedes-AMG GT3 EVO	216.43	6	14:58.996
11	Elia Erhart (DEU)	EFP Car Collection by TECE (DEU)	Audi R8 LMS GT3	216.43	16	24:02.468
33	Filip Salaquarda (CZE)	Team ISR (CZE)	Audi R8 LMS GT3	216.00	4	8:15.656
82	Tim Zimmermann (DEU)	GRT GRASSER RACING TEAM (AUT)	Lamborghini Huracan GT3 EVO	216.00	5	12:19.631
29	Kim-Luis Schramm (DEU)	Montaplast by Land Motorsport (DEU)	Audi R8 LMS GT3	216.00	10	16:54.724
25	Igor Jakob Walilko (POL)	BWT Mücke Motorsport (DEU)	Audi R8 LMS GT3	215.56	6	10:48.328
3	Nikolaj Rogivue (CHE)	Aust Motorsport (DEU)	Audi R8 LMS GT3	215.13	3	6:01.367
30	Rolf Ineichen (CHE)	TEAM WRT (BEL)	Audi R8 LMS GT3	215.13	4	7:27.043
71	Maximilian Paul (DEU)	T3-HRT-Motorsport (DEU)	Audi R8 LMS GT3	214.28	13	23:48.840
32	Charles Weerts (BEL)	TEAM WRT (BEL)	Audi R8 LMS GT3	213.86	3	5:49.717
4	Hendrik von Danwitz (DEU)	Aust Motorsport (DEU)	Audi R8 LMS GT3	213.01	7	14:32.480