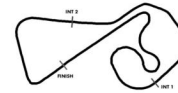


Free Practice 1 Sachsenring



Provisional

Result List

Stewards / Race Management

STEWARD	Achim Loth
STEWARD	Yasin Özer
STEWARD	Naik Hänsel
RACE DIRECTOR	Niels Wittich
CLERK OF THE COURSE	Marcel Putsche
TECHNICAL DELEGATE	Tim Zessack
CHIEF TIMEKEEPER	Daniel Schulze

Weather Start/Finish

AIR	18.0°C
TRACK	17.1°C
CONDITIONS	Dry
PRESSURE	965 hPa
AIR	18.5°C
TRACK	18.3°C
CONDITIONS	Dry
PRESSURE	965 hPa

Track Information

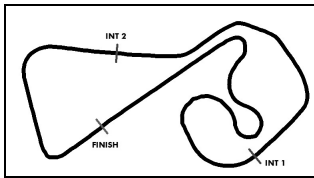
GREEN FLAG	12:40:00
CHEQUERED FLAG	13:40:01
SAFETY CAR PHASE	0
FULL COURSE YELLOW PHASE	0
TRACK NAME	Sachsenring
TRACK LENGTH	3645m
TURN COUNT	13
FASTEST LAP:	#22. ENG - 1:19.875

STARTED: 32 CLASSIFIED: 32 NOT CLASSIFIED: 0 DISQUALIFIED: 0

Drivers	Team	Car	Lap	Best Time	Gap	Diff	Kph	Day Time
1 22 L.Stolz(DEU)/M.Engel(DEU)	Toksport WRT(DEU)	Mercedes-AMGGT3EVO	23	1:19.875			164.2	13:32:14
2 17 K.Bachler(AUT)/S.De Silvestro(CHE)	KÜS TEAM75 Bernhard(DEU)	Porsche 911 GT3 R	9	1:19.950	0.075	0.075	164.1	12:58:18
3 30 R.Ineichen(CHE)(T)/F.Vervisch(BEL)	TEAM WRT(BEL)	Audi R8 LMS GT3	23	1:20.124	0.249	0.174	163.7	13:28:40
4 63 F.Perera(FRA)/A.Costa Balboa(ESP)	GRT GRASSERRACINGTEAM(AUT)	Lamborghini Huracan GT3E	9	1:20.234	0.359	0.110	163.5	12:58:05
5 21 J.Eriksson(SWE)/D.Keilwitz(DEU)	Team Zakspeed BKK Mobil Oil Racing(D	Mercedes-AMGGT3EVO	13	1:20.245	0.370	0.011	163.5	13:41:07
6 33 F.Salaquarda(CZE)(T)/F.Stippler(DEU)	Team ISR(CZE)	Audi R8 LMS GT3	20	1:20.354	0.479	0.109	163.3	13:30:21
7 36 M.Dienst(DEU)(J)/P.Frommenwiler(CHE)	DLV-Team Schuetz Motorsport(DEU)	Mercedes-AMG GT3	19	1:20.439	0.564	0.085	163.1	13:16:52
8 92 M.Ammermüller(DEU)/C.Engelhart(DEU)	SSR Performance(DEU)	Porsche 911 GT3 R	26	1:20.463	0.588	0.024	163.0	13:39:53
9 18 J.Fittje(DEU)(J)/D.Jahn(DEU)	KÜS TEAM75 Bernhard(DEU)	Porsche 911 GT3 R	10	1:20.537	0.662	0.074	162.9	12:59:47
10 31 P.Niederhauser(CHE)/K.van der Linde(ZAF)	RUTRONIK-RACING(DEU)	Audi R8 LMS GT3	12	1:20.538	0.663	0.001	162.9	13:40:19
11 99 R.Renaueer(DEU)/S.Müller(DEU)	Precote Herberth Motorsport(DEU)	Porsche 911 GT3 R	27	1:20.549	0.674	0.011	162.9	13:36:29
12 32 C.Weerts(BEL)(J)/D.Vanhoor(BEL)	TEAM WRT(BEL)	Audi R8 LMS GT3	25	1:20.559	0.684	0.010	162.8	13:30:46
13 10 H.Skoog(SWE)(J)/J.Krohn(FIN)	Schubert Motorsport(DEU)	BMW M6 GT3	27	1:20.569	0.694	0.010	162.8	13:36:06
14 9 A.Read(AUS)(J)/J.Eriksson(SWE)	Schubert Motorsport(DEU)	BMW M6 GT3	22	1:20.574	0.699	0.005	162.8	13:37:24
15 29 K.Schramm(DEU)(J)/C.Mies(DEU)	Montaplast by Land Motorsport(DEU)	Audi R8 LMS GT3	10	1:20.586	0.711	0.012	162.8	12:58:46
16 82 S.Schothorst(NLD)/T.Zimmermann(DEU)(J)	GRT GRASSERRACINGTEAM(AUT)	Lamborghini Huracan GT3E	8	1:20.789	0.914	0.203	162.4	12:55:56
17 77 M.Pommer(DEU)/J.Schmidt(CHE)	Callaway Competition(DEU)	Corvette C7 GT3-R	13	1:20.801	0.926	0.012	162.3	13:09:03
18 71 N.Langeveld(NLD)/M.Paul(DEU)(J)	T3-HRT-Motorsport(DEU)	Audi R8 LMS GT3	21	1:20.804	0.929	0.003	162.3	13:15:35
19 28 M.Hofer(AUT)/C.Haase(DEU)	Montaplast by Land Motorsport(DEU)	Audi R8 LMS GT3	5	1:20.840	0.965	0.036	162.3	12:48:20
20 8 C.Schreiner(DEU)(J)/D.Marschall(DEU)(J)	RUTRONIK-RACING(DEU)	Audi R8 LMS GT3	16	1:20.844	0.969	0.004	162.3	13:28:37
21 20 M.Wishofer(AUT)(J)/D.Boccolacci(FRA)	Team Zakspeed BKK Mobil Oil Racing(D	Mercedes-AMGGT3EVO	20	1:20.882	1.007	0.038	162.2	13:14:34
22 7 A.Renaueer(DEU)/S.Asch(DEU)	Precote Herberth Motorsport(DEU)	Porsche 911 GT3 R	20	1:20.925	1.050	0.043	162.1	13:25:34
23 47 I.Dontje(NLD)/M.Götz(DEU)	MANN-FILTER Team HTP-WINWARD(E	Mercedes-AMGGT3EVO	15	1:20.933	1.058	0.008	162.1	13:10:08
24 48 P.Ellis(GBR)/R.Marciello(ITA)	KNAUS Team HTP-WINWARD(DEU)	Mercedes-AMGGT3EVO	9	1:20.974	1.099	0.041	162.0	12:53:39
25 26 R.Feller(CHE)(J)/S.Mücke(DEU)	BWT Mücke Motorsport(DEU)	Audi R8 LMS GT3	17	1:21.146	1.271	0.172	161.7	13:37:15
26 11 E.Erhart(DEU)(T)/P.Kaffer(DEU)	EFP Car Collection by TECE(DEU)	Audi R8 LMS GT3	16	1:21.191	1.316	0.045	161.6	13:12:25
27 72 C.Schöll(AUT)(J)/S.Morris(GBR)	T3-HRT-Motorsport(DEU)	Bentley Continental GT3	7	1:21.388	1.513	0.197	161.2	12:50:29
28 3 N.Rogivue(CHE)(J)/M.Hackländer(DEU)	Aust Motorsport(DEU)	Audi R8 LMS GT3	17	1:21.564	1.689	0.176	160.8	13:17:26
29 19 N.Lagrange(BEL)/C.Schmid(AUT)	GRT GRASSERRACINGTEAM(AUT)	Lamborghini Huracan GT3E	9	1:21.657	1.782	0.093	160.6	12:56:02
30 25 I.Waliiko(POL)(J)/M.Ortmann(DEU)(J)	BWT Mücke Motorsport(DEU)	Audi R8 LMS GT3	6	1:21.684	1.809	0.027	160.6	12:49:26
31 14 E.Johansson(SWE)(J)/J.Klingmann(DEU)	MRS GT-Racing(DEU)	BMW M6 GT3	9	1:21.734	1.859	0.050	160.5	12:55:46
32 4 H.von Danwitz(DEU)(J)/R.Frey(CHE)	Aust Motorsport(DEU)	Audi R8 LMS GT3	23	1:23.446	3.571	1.712	157.2	13:32:00

Subject to final scrutineering!

Publication time:	Clerk of the Course: Marcel Putsche	Timekeeper: Daniel Schulze
-------------------	-------------------------------------	----------------------------



ADAC GT Masters

Sector List Free Practice 1



Provisional

DMSB Reg. Nr.: R-11548/20

Friday, October 2, 2020 12:40:00

Sachsenring, Length: 3645m

Air temperature: 18.53°C

Track temperature: 18.3°C

Weather condition: Dry

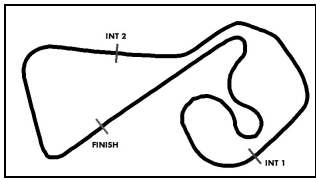
Lap	Id	Time	SE1	SP1	SE2	SP2	SE3	SP3	TSP	Lap	Id	Time	SE1	SP1	SE2	SP2	SE3	SP3	TSP
3 Rogivue, CHE(#1) / Hackländer, DEU(#2)										theoretical besttime: 1:21.471									
1	2	2:20.959	1:29.436		23.406		28.117	165		15	1	2:32.220	1:52.502		18.238		21.480	170	
2	2	1:32.326	45.182		19.699		27.445	168	210	16	2	1:22.323	42.723		18.189		21.411	171	215
3	2	1:24.639	43.261		18.823		22.555	170	213	17	2	1:21.564	42.261		18.056		21.247	171	216
4	2	1:23.989	42.887		18.905		22.197	168	214	18	2	1:23.028	42.204		18.020		22.804	79	216
5	2	1:23.550	42.823		18.802		21.925	170	213	19	2	2:48.755	1:17.465		43.940		47.350	58	78
6	2	1:23.908	43.194		18.779		21.935	170	215	20	1	8:27.533	7:46.591		19.209		21.733	168	
7	2	1:27.046	43.252		18.776		25.018	59	213	21	1	1:23.194	42.847		18.575		21.772	169	213
8	2	5:39.466	4:58.092		19.210		22.164	166		22	1	1:23.666	43.193		18.547		21.926	168	213
9	2	1:23.826	43.176		18.737		21.913	169	212	23	1	1:23.507	43.161		18.455		21.891	170	214
10	1	1:22.931	42.822		18.457		21.652	171	213	24	1	1:22.897	42.704		18.523		21.670	170	216
11	1	1:23.084	42.708		18.690		21.686	169	215	25	1	1:24.448	43.696		18.795		21.957	170	215
12	1	2:30.127	59.841		43.792		46.494	58	213	26	1	1:23.804	43.119		18.324		22.361	165	215
13	1	7:10.592	6:24.163		19.119		27.310	58		27	1	1:23.145	42.864		18.388		21.893	170	214
14	1	1:42.720	59.667		18.411		24.642	58		28	1	1:23.550	43.176		18.505		21.869	169	216

Lap	Id	Time	SE1	SP1	SE2	SP2	SE3	SP3	TSP	Lap	Id	Time	SE1	SP1	SE2	SP2	SE3	SP3	TSP
4 von Danwitz, DEU(#1) / Frey, CHE(#2)										theoretical besttime: 1:23.004									
1	2	2:23.675	1:31.750		22.805		29.120	164		15	1	1:24.748	43.743		18.890		22.115	168	211
2	2	1:31.492	44.358		19.344		27.790	168	209	16	1	1:24.713	43.561		18.717		22.435	168	213
3	2	1:25.059	44.055		18.926		22.078	169	212	17	1	2:01.092	43.394		29.681		48.017	58	213
4	2	1:23.639	42.903		18.889		21.847	169	213	18	1	5:05.971	4:23.774		19.730		22.467	168	
5	2	1:34.605	47.236		20.411		26.958	169	213	19	1	1:23.847	43.263		18.750		21.834	168	212
6	2	1:24.424	43.325		18.946		22.153	169	213	20	1	1:26.150	45.001		19.324		21.825	166	213
7	2	1:31.165	44.423		20.208		26.534	59	213	21	1	1:23.556	43.293		18.598		21.665	166	213
8	2	3:13.134	2:31.865		19.167		22.102	169		22	1	1:23.489	43.199		18.567		21.723	168	213
9	2	1:23.806	43.303		18.751		21.752	169	213	23	1	1:23.446	43.296		18.478		21.672	168	213
10	2	1:28.401	45.558		19.875		22.968	170	214	24	1	1:23.547	43.350		18.436		21.761	169	213
11	2	1:24.013	43.298		18.876		21.839	170	213	25	1	1:25.697	44.359		19.104		22.234	166	213
12	2	1:30.384	43.420		20.274		26.690	59	214	26	1	1:24.449	43.573		18.648		22.228	168	213
13	1	13:23.180	12:39.031		21.160		22.989	165		27	1	1:27.372	43.457		18.522		25.393	58	213
14	1	1:25.598	44.005		19.244		22.349	166	212										

Lap	Id	Time	SE1	SP1	SE2	SP2	SE3	SP3	TSP	Lap	Id	Time	SE1	SP1	SE2	SP2	SE3	SP3	TSP
7 Renauer, DEU(#1) / Asch, DEU(#2)										theoretical besttime: 1:20.532									
1	2	1:45.455	1:00.491		21.070		23.894	169		16	1	1:22.110	42.660		17.979		21.471	171	218
2	2	1:23.472	43.124		18.332		22.016	171	214	17	1	1:22.122	42.653		17.923		21.546	173	217
3	2	1:23.699	43.841		18.472		21.386	173	217	18	1	1:27.779	43.681		19.013		25.085	58	217
4	2	1:21.002	41.667					173	217	19	1	8:39.160	7:58.783		18.427		21.950	173	
5	2	1:21.313	41.731					173	217	20	1	1:20.925	41.924		17.790		21.211	173	217
6	2	1:35.984	44.667		24.012		27.305	58	217	21	1	1:22.330	42.829		17.963		21.538	174	217
7	2	5:04.250	4:24.243		18.498		21.509	173		22	1	1:26.848	43.066		20.323		23.459	171	218
8	2	1:28.919	43.387		20.022		25.510	59	216	23	1	1:21.978	42.030		18.350		21.598	173	218
9	2	3:54.811	3:15.433		18.151		21.227	173		24	1	1:26.183	41.961		18.661		25.561	58	218
10	2	1:20.972	41.872		17.976		21.124	173	218	25	1	2:35.279	1:52.826		18.024		24.429	58	
11	2	2:27.618	54.887		44.327		48.404	59	218	26	2	2:35.439	1:54.645		18.579		22.215	170	
12	1	4:01.963	3:18.393		18.014		25.556	174		27	2	1:21.614	42.284		18.049		21.281	173	218
13	1	1:21.240	42.194		17.971		21.075	173	218	28	2	1:21.339	42.005		17.971		21.363	171	217
14	1	1:21.826	41.931		17.828		22.067	174	216	29	2	1:21.235	41.987		17.930		21.318	171	218
15	1	1:29.211	44.623		20.081		24.507	174	213										

Lap	Id	Time	SE1	SP1	SE2	SP2	SE3	SP3	TSP	Lap	Id	Time	SE1	SP1	SE2	SP2	SE3	SP3	TSP
8 Schreiner, DEU(#1) / Marschall, DEU(#2)										theoretical besttime: 1:20.632									
1	2	2:15.063	1:25.154		23.792		26.117	162		13	2	22:25.138	21:44.067		19.171		21.900	170	
2	1	1:31.660	48.614		20.323		22.723	166	212	14	2	1:21.899	42.488		18.154		21.257	170	215
3	1	1:25.610	44.564		19.018		22.028	169	215	15	2	1:21.060	42.139		17.783		21.138	171	216
4	1	1:24.361	43.618		18.927		21.816	168	215	16	2	1:20.844	42.015		17.670		21.159	171	216
5	1	1:30.367	45.720		19.957		24.690	168	215	17	2	1:21.022	41.824		17.815		21.383	169	216
6	1	1:24.255	43.603		18.751		21.901	169	216	18	2	1:24.399	42.056		17.739		24.604	59	216
7	1	1:25.651	44.799		18.906		21.946	169	216	19	2	4:26.297	3:42.787		18.125		25.385	170	
8	1	1:23.493	43.167		18.576		21.750	170	215	20	2	1:24.317	42.303		18.338		23.676	170	217
9	1	1:23.755	43.223		18.700		21.832	168	216	21	2	1:21.535	42.427		17.836		21.272	169	217
10	1	1:27.990	43.564		18.702		25.724	59	216	22	2	1:21.189	42.159		17.723		21.307	169	216
11	1	4:56.472	4:13.137		19.048		24.287	166		23	2	1:25.984	42.179		18.058		25.747	59	216
12	1	1:58.928	43.726		27.042		48.160	54	215										





ADAC GT Masters

Sector List Free Practice 1



Provisional

DMSB Reg. Nr.: R-11548/20

Friday, October 2, 2020 12:40:00

Sachsenring, Length: 3645m

Air temperature: 18.53°C

Track temperature: 18.3°C

Weather condition: Dry

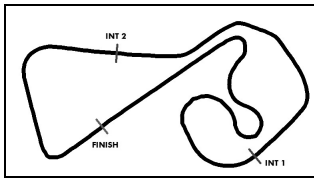
Lap Id	Time	SE1	SP1	SE2	SP2	SE3	SP3	TSP	Lap Id	Time	SE1	SP1	SE2	SP2	SE3	SP3	TSP
9 Read, AUS(#1) / Eriksson, SWE(#2)									theoretical besttime: 1:20.574								
1	2	5:05.643	4:20.176	21.733	23.734	169			13	1	1:23.094	43.125	18.168	21.801	173	219	
2	2	1:26.498	45.841	19.068	21.589	173	201		14	1	1:22.702	42.918	18.144	21.640	173	218	
3	2	1:22.178	42.752	18.141	21.285	174	220		15	1	1:23.084	43.135	18.224	21.725	173	219	
4	2	1:21.715	42.424	18.040	21.251	174	219		16	1	1:22.293	42.686	18.049	21.558	173	219	
5	2	1:21.921	42.619	17.923	21.379	177	220		17	1	1:23.198	42.937	18.302	21.959	171	219	
6	2	1:21.517	42.347	17.848	21.322	171	220		18	1	1:27.939	43.140	18.344	26.455	59	218	
7	2	1:21.758	42.437	17.841	21.480	173	220		19	1	17:48.605	17:08.232	18.614	21.759	171		
8	2	1:28.397	46.593	19.887	21.917	173	218		20	1	1:21.239	42.072	17.915	21.252	174	218	
9	2	1:21.466	42.427	17.777	21.262	174	218		21	1	1:26.123	44.246	18.201	23.676	173	221	
10	2	1:21.437	42.373	17.730	21.334	173	219		22	1	1:20.574	42.058	17.490	21.026	175	224	
11	2	1:27.778	43.348	18.962	25.468	58	219		23	1	1:28.311	43.280	18.818	26.213	58	219	
12	1	8:04.448	7:22.107	18.216	24.125	171											

Lap Id	Time	SE1	SP1	SE2	SP2	SE3	SP3	TSP	Lap Id	Time	SE1	SP1	SE2	SP2	SE3	SP3	TSP
10 Skoog, SWE(#1) / Krohn, FIN(#2)									theoretical besttime: 1:20.446								
1	2	1:52.827	1:09.622	20.509	22.696	168			15	1	1:22.223	42.759	17.985	21.479	174	219	
2	2	1:25.516	45.326	18.576	21.614	173	219		16	1	1:22.265	42.580	18.072	21.613	173	221	
3	2	1:21.784	42.443	17.861	21.480	171	220		17	1	1:22.396	42.689	18.081	21.626	173	221	
4	2	1:21.309	42.225	17.784	21.300	173	220		18	1	1:22.584	42.629	18.325	21.630	174	220	
5	2	1:22.006	42.528	18.018	21.460	173	220		19	1	1:27.715	43.081	18.906	25.728	58	221	
6	2	1:22.606	42.577	18.116	21.913	173	220		20	1	7:52.188	7:11.635	18.283	22.270	166		
7	2	1:25.706	42.740	17.963	25.003	58	220		21	1	1:22.397	42.740	18.053	21.604	173	219	
8	2	5:40.974	5:01.205	18.280	21.489	175			22	1	1:22.374	42.867	17.835	21.672	169	222	
9	2	1:21.921	42.721	17.794	21.406	173	222		23	1	1:27.387	43.042	18.742	25.603	58	221	
10	2	1:22.099	42.551	17.909	21.639	171	221		24	2	3:27.548	2:47.533	18.407	21.608	175		
11	2	1:21.807	42.412	18.009	21.386	173	220		25	2	1:20.739	42.015	17.592	21.132	171	223	
12	2	1:40.590	43.376	17.967	39.247	58	223		26	2	1:21.326	42.350	17.772	21.204	173	224	
13	1	6:33.248	5:53.461	18.018	21.769	173			27	2	1:20.569	41.839	17.475	21.255	170	224	
14	1	1:21.745	42.576	17.724	21.445	170	220		28	2	1:27.349	42.892	19.069	25.388	58	220	

Lap Id	Time	SE1	SP1	SE2	SP2	SE3	SP3	TSP	Lap Id	Time	SE1	SP1	SE2	SP2	SE3	SP3	TSP
11 Erhart, DEU(#1) / Kaffer, DEU(#2)									theoretical besttime: 1:21.103								
1	2	4:41.379	3:56.444	21.435	23.500	165			15	2	1:22.050	42.079	18.208	21.763	166	215	
2	2	1:23.121	42.697	18.403	22.021	164	212		16	2	1:21.191	42.001	17.974	21.216	170	215	
3	2	1:22.178	42.334	18.294	21.550	168	212		17	2	1:26.643	42.454	18.498	25.691	58	215	
4	2	1:22.403	42.504	18.429	21.470	166	213		18	1	3:10.710	2:28.749	19.118	22.843	168		
5	2	1:22.064	42.309	18.261	21.494	166	213		19	1	1:23.793	43.089	18.760	21.944	169	213	
6	2	1:22.255	42.595	18.345	21.315	169	213		20	1	2:41.643	1:02.407	47.406	51.830	58	213	
7	2	1:22.020	42.378	18.145	21.497	169	214		21	1	3:06.513	2:24.691	18.873	22.949	169		
8	2	1:22.030	42.598	18.083	21.349	169	214		22	1	1:23.203	42.821	18.535	21.847	169	215	
9	2	1:22.432	42.746	18.367	21.319	171	214		23	1	1:25.787	45.312	18.775	21.700	169	214	
10	2	1:26.829	42.546	18.456	25.827	58	215		24	1	1:26.863	42.478	19.320	25.065	169	215	
11	2	2:35.622	1:51.899	18.565	25.158	58			25	1	1:23.171	42.768	18.613	21.790	168	215	
12	2	7:12.233	6:28.683	20.065	23.485	154			26	1	1:23.076	42.728	18.586	21.762	166	214	
13	2	1:25.228	43.467	18.451	23.310	170	208		27	1	1:23.396	42.869	18.704	21.823	168	214	
14	2	1:21.396	42.156	17.886	21.354	169	215		28	1	1:28.177	44.085	18.537	25.555	58	214	

Lap Id	Time	SE1	SP1	SE2	SP2	SE3	SP3	TSP	Lap Id	Time	SE1	SP1	SE2	SP2	SE3	SP3	TSP
14 Johansson, SWE(#1) / Klingmann, DEU(#2)									theoretical besttime: 1:21.655								
1	2	2:20.293	1:27.360	22.718	30.215	59			7	2	1:21.879	42.532	17.858	21.489	171	220	
2	2	2:37.269	1:53.914	18.585	24.770	59			8	2	1:22.501	43.000	18.024	21.477	174	220	
3	2	2:33.283	1:53.427	18.285	21.571	171			9	2	1:21.734	42.576	17.866	21.292	171	220	
4	2	1:22.100	42.633	17.984	21.483	171	219		10	2	1:26.127	42.849	18.285	24.993	59	220	
5	2	1:24.495	44.774	17.977	21.744	171	219		11	1	4:58.476	3:42.061	27.182	49.233	59		
6	2	1:21.958	42.734	17.831	21.393	173	219		12	1	6:14.795	5:30.933	18.385	25.477	59		

Lap Id	Time	SE1	SP1	SE2	SP2	SE3	SP3	TSP	Lap Id	Time	SE1	SP1	SE2	SP2	SE3	SP3	TSP
17 Bachler, AUT(#1) / De Silvestro, CHE(#2)									theoretical besttime: 1:19.909								
1	1	2:34.421	1:50.164	21.862	22.395	169			14	2	1:21.700	42.362	18.080	21.258	173	217	
2	1	1:21.719	42.718	17.746	21.255	174	214		15	2	1:21.527	42.399	17.789	21.339	169	217	
3	1	1:20.554	41.884	17.658	21.012	173	218		16	2	1:25.944	42.827	18.165	24.952	58	216	
4	1	1:24.342	41.768	17.982	24.592	171	216		17	2	3:18.798	2:39.005	18.358	21.435	173		
5	1	1:23.462	42.201	19.559	21.702	173	216		18	2	2:07.121	42.364	39.713	45.044	58	216	
6	1	1:28.120	44.837	18.330	24.953	58	219		19	2	4:53.693	4:11.163	20.771	21.759	171		
7	1	6:03.649	5:22.666	19.247	21.736	169			20	2	1:22.103	42.798	18.137	21.168	173	216	



ADAC GT Masters

Sector List Free Practice 1



Provisional

Sachsenring, Length: 3645m

Air temperature: 18.53°C

Track temperature: 18.3°C

Weather condition: Dry

DMSB Reg. Nr.: R-11548/20

Friday, October 2, 2020 12:40:00

Lap	Id	Time	SE1	SP1	SE2	SP2	SE3	SP3	TSP	Lap	Id	Time	SE1	SP1	SE2	SP2	SE3	SP3	TSP
8	1	1:21.390	42.681		17.717		20.992	174	215	21	2	1:21.958	42.783		17.956		21.219	171	217
9	1	1:19.950	41.533		17.384		21.033	171	217	22	2	1:21.708	41.957		18.429		21.322	170	217
10	1	1:27.490	43.649		18.835		25.006	58	216	23	2	1:20.829	41.866		17.866		21.097	171	217
11	2	8:02.341	7:21.814		18.357		22.170	171		24	2	1:21.010	41.970		17.744		21.296	173	217
12	2	1:21.934	42.337		18.057		21.540	173	217	25	2	1:25.381	42.085		18.261		25.035	58	217
13	2	1:23.663	44.105		18.262		21.296	173	217	26	1	2:37.683	1:56.147		17.544		23.992	58	

18 Fittje, DEU(#1) / Jahn, DEU(#2)

theoretical besttime: 1:20.435

1	1	1:50.359	1:06.192		20.092		24.075	169		15	2	1:22.828	42.411		17.878		22.539	173	218
2	1	1:25.018	45.028		18.251		21.739	173	209	16	2	1:20.958	42.088		17.798		21.072	173	218
3	1	1:21.934	42.536		18.063		21.335	171	216	17	2	1:25.152	42.517		18.291		24.344	58	219
4	1	1:23.543	42.276		17.909		23.358	171	215	18	2	7:54.491	7:15.114		17.939		21.438	173	
5	1	1:21.999	42.471		18.013		21.515	173	216	19	2	1:21.471	42.129		17.796		21.546	173	217
6	1	1:26.991	42.376		18.689		25.926	58	216	20	2	1:21.156	42.173		17.803		21.180	170	218
7	2	6:52.945	6:10.182		20.379		22.384	170		21	2	1:37.017	53.847		18.542		24.628	49	216
8	2	1:22.108	42.463		18.401		21.244	171	213	22	1	5:15.288	4:35.329		18.136		21.823	169	
9	2	1:20.993	42.290		17.697		21.006	170	217	23	1	1:23.419	42.613		17.934		22.872	174	215
10	2	1:20.537	41.760		17.669		21.108	173	216	24	1	1:21.900	42.280		17.888		21.732	173	218
11	2	1:29.104	42.928		18.127		28.049	58	217	25	1	1:24.807	44.704		18.200		21.903	173	218
12	2	7:59.850	7:20.774		17.967		21.109	171		26	1	1:21.753	42.420		17.874		21.459	171	216
13	2	1:21.566	42.412		17.927		21.227	173	216	27	1	1:21.733	42.311		17.908		21.514	171	216
14	2	1:21.515	42.264		18.008		21.243	170	217										

19 Lagrange, BEL(#1) / Schmid, AUT(#2)

theoretical besttime: 1:20.971

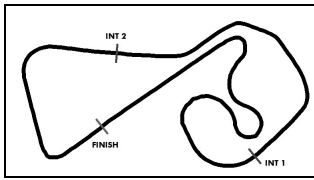
1	2	1:43.185	56.362		19.695		27.128	54		17	1	1:24.811	43.186		18.593		23.032	169	215
2	2	2:32.042	1:52.355		18.323		21.364	170		18	1	1:24.296	43.065		18.774		22.457	166	215
3	2	1:26.813	41.880		21.743		23.190	169	215	19	1	1:28.665	43.170		19.920		25.575	55	215
4	2	1:27.264	42.347		18.477		26.440	55	214	20	2	3:12.783	1:52.667		33.184		46.932	55	
5	2	3:24.151	2:43.516		18.212		22.423	169		21	2	5:46.559	5:02.762		18.434		25.363	56	
6	2	1:21.666	42.474		17.833		21.359	170	214	22	1	2:34.995	1:53.631		19.359		22.005	164	
7	2	1:23.142	42.333		19.262		21.547	169	216	23	1	1:25.252	43.134		19.718		22.400	166	213
8	2	1:22.025	42.498		17.953		21.574	170	215	24	1	1:22.939	42.748		18.341		21.850	166	216
9	2	1:21.657	42.422		17.977		21.258	169	216	25	1	1:22.978	42.791		18.321		21.866	170	216
10	2	1:27.706	42.761		18.557		26.388	55	215	26	1	1:23.035	42.772		18.443		21.820	166	216
11	2	4:50.301	3:30.772		32.358		47.171	55		27	1	1:25.159	44.304		19.143		21.712	170	216
12	1	4:33.597	3:51.461		19.921		22.215	162		28	1	1:40.983	59.744		19.123		22.116	168	216
13	1	1:23.422	43.083		18.761		21.578	169	211	29	1	1:23.955	43.030		19.003		21.922	170	215
14	1	1:23.124	42.918		18.477		21.729	170	216	30	1	1:24.292	43.567		18.876		21.849	169	216
15	1	1:23.386	42.573		18.465		22.348	170	216	31	1	1:23.623	43.116		18.677		21.830	166	217
16	1	1:24.749	44.174		18.659		21.916	169	216										

20 Wishofer, AUT(#1) / Boccolacci, FRA(#2)

theoretical besttime: 1:20.594

1	2	2:15.671	1:26.468		23.057		26.146	158		18	1	1:20.987	41.979		17.721		21.287	158	216
2	2	1:32.256	48.347		20.429		23.480	168	194	19	1	1:21.136	42.310		17.682		21.144	170	212
3	2	1:27.052	43.781		18.992		24.279	171	212	20	1	1:20.882	42.020		17.580		21.282	170	215
4	2	1:22.484	42.493		18.354		21.637	169	214	21	1	1:21.180	42.077		17.652		21.451	171	215
5	2	1:24.740	44.492		18.755		21.493	170	215	22	1	1:24.726	42.070		17.610		25.046	59	216
6	2	1:21.716	42.358		18.004		21.354	171	214	23	2	6:56.696	6:14.510		19.137		23.049	168	
7	2	1:21.499	42.364		17.936		21.199	170	215	24	2	1:21.603	42.310		17.997		21.296	170	215
8	2	1:21.627	42.319		17.943		21.365	171	216	25	2	1:23.931	44.186		18.208		21.537	170	216
9	2	1:22.036	42.653		18.039		21.344	171	216	26	2	1:24.301	41.870		20.723		21.708	170	215
10	2	1:26.942	43.216		18.492		25.234	60	216	27	2	1:21.216	42.171		17.821		21.224	170	217
11	2	2:41.926	2:00.960		18.957		22.009	171		28	2	1:21.582	42.050		17.901		21.631	168	216
12	2	1:22.226	42.583		18.134		21.509	171	215	29	2	1:25.357	44.212		18.847		22.298	171	216
13	2	1:21.625	42.376		17.965		21.284	166	215	30	2	1:20.915	41.958		17.778		21.179	170	217
14	2	2:18.959	42.338		42.121		54.500	35	214	31	2	1:32.068	46.367		21.517		24.184	171	218
15	1	5:05.756	4:23.892		19.544		22.320	170		32	2	1:29.070	48.480		19.008		21.582	170	216
16	1	1:22.375	42.289		17.816		22.270	168	212	33	2	1:21.175	42.154		17.756		21.265	171	216
17	1	1:21.583	42.181		17.865		21.537	171	214	34	2	1:24.393	42.023		17.798		24.572	59	216





ADAC GT Masters

Sector List Free Practice 1



Provisional

DMSB Reg. Nr.: R-11548/20

Friday, October 2, 2020 12:40:00

Sachsenring, Length: 3645m

Air temperature: 18.53°C

Track temperature: 18.3°C

Weather condition: Dry

Lap	Id	Time	SE1	SP1	SE2	SP2	SE3	SP3	TSP	Lap	Id	Time	SE1	SP1	SE2	SP2	SE3	SP3	TSP
21	Eriksson, SWE(#1) / Keilwitz, DEU(#2)									theoretical besttime: 1:20.245									
1	2	40:55.718	39:23.514		43.173		49.031	48		8	2	3:21.293	2:34.962		22.592		23.739	162	
2	2	3:07.618	2:27.604		18.387		21.627	171		9	2	1:27.727	46.688		19.003		22.036	171	206
3	2	1:21.362	42.226		17.802		21.334	174	216	10	2	1:22.483	42.518		18.615		21.350	173	218
4	2	1:21.100	42.087		17.730		21.283	173	216	11	2	1:20.606	41.713		17.590		21.303	170	216
5	2	1:21.039	42.004		17.723		21.312	171	216	12	2	1:20.901	42.222		17.626		21.053	173	216
6	2	1:21.509	42.193		17.705		21.611	171	216	13	2	1:20.245	41.696		17.556		20.993	170	216
7	2	1:24.996	42.103		17.798		25.095	59	217										

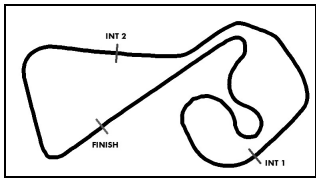
Lap	Id	Time	SE1	SP1	SE2	SP2	SE3	SP3	TSP	Lap	Id	Time	SE1	SP1	SE2	SP2	SE3	SP3	TSP
22	Stolz, DEU(#1) / Engel, DEU(#2)									theoretical besttime: 1:19.659									
1	2	2:45.503	2:01.893		19.401		24.209	164		15	2	1:24.589	42.276		17.796		24.517	57	217
2	2	1:24.228	43.883		18.512		21.833	173	212	16	1	2:24.981	1:43.780		17.957		23.244	173	
3	2	1:20.745	42.020		17.706		21.019	173	216	17	1	1:21.707	42.650		17.741		21.316	171	217
4	2	1:22.068	42.012		17.787		22.269	173	216	18	1	1:21.873	42.594		17.711		21.568	171	217
5	2	1:25.137	42.135		17.644		25.358	57	217	19	1	1:21.428	42.537		17.673		21.218	170	216
6	2	2:46.223	2:07.020		17.876		21.327	173		20	1	5:08.362	42.415		17.713		4:08.234	39	216
7	2	1:21.019	42.238		17.580		21.201	170	217	21	2	7:14.206	6:34.151		18.245		21.810	171	
8	2	1:25.632	42.866		17.947		24.819	57	216	22	2	1:23.388	42.626		17.907		22.855	171	216
9	2	3:31.636	2:49.851		18.225		23.560	171		23	2	1:19.875	41.632		17.435		20.808	173	217
10	2	1:22.892	42.483		17.811		22.598	174	216	24	2	1:19.911	41.539		17.312		21.060	173	217
11	2	1:21.649	42.363		18.024		21.262	173	218	25	2	1:23.333	43.323		17.911		22.099	175	219
12	2	1:49.548	42.321		21.441		45.786	53	217	26	2	1:25.708	43.238		17.883		24.587	57	218
13	2	5:55.739	5:16.405		17.957		21.377	173		27	2	2:33.515	1:50.747		18.129		24.639	57	
14	2	1:21.443	42.313		17.839		21.291	173	217										

Lap	Id	Time	SE1	SP1	SE2	SP2	SE3	SP3	TSP	Lap	Id	Time	SE1	SP1	SE2	SP2	SE3	SP3	TSP
25	Walilko, POL(#1) / Ortmann, DEU(#2)									theoretical besttime: 1:21.502									
1	2	2:17.885	1:28.593		23.110		26.182	159		15	2	1:24.619	42.722		18.210		23.687	171	216
2	2	1:30.066	46.786		20.299		22.981	165	200	16	2	1:21.947	42.410		17.846		21.691	140	216
3	2	1:25.144	44.288		18.868		21.988	168	214	17	2	1:27.843	44.309		18.531		25.003	59	205
4	2	1:24.068	43.068		19.031		21.969	166	214	18	2	12:27.588	11:47.952		18.182		21.454	169	
5	2	1:26.841	45.844		19.496		21.501	170	215	19	2	1:21.795	42.545		17.910		21.340	170	214
6	2	1:21.684	42.557		17.845		21.282	170	215	20	2	1:22.131	42.509		18.131		21.491	170	215
7	2	1:21.830	42.483		17.913		21.434	169	215	21	2	1:22.017	42.599		18.003		21.415	170	215
8	2	1:25.428	42.375		18.075		24.978	59	215	22	2	1:25.408	42.571		18.121		24.716	59	216
9	2	2:31.919	1:52.122		18.186		21.611	169		23	1	2:31.582	1:51.218		18.492		21.872	168	
10	2	1:25.198	42.665		17.909		24.624	59	215	24	1	1:22.834	42.964		18.221		21.649	169	214
11	2	5:48.767	4:39.811		22.885		46.071	59		25	1	1:22.016	42.606		18.016		21.394	170	215
12	2	5:08.844	4:25.476		18.291		25.077	171		26	1	1:22.342	42.841		18.041		21.460	169	215
13	2	1:21.869	42.449		17.955		21.465	169	216	27	1	1:25.883	42.765		17.992		25.126	58	215
14	2	1:21.745	42.387		17.955		21.403	169	215										

Lap	Id	Time	SE1	SP1	SE2	SP2	SE3	SP3	TSP	Lap	Id	Time	SE1	SP1	SE2	SP2	SE3	SP3	TSP
26	Feller, CHE(#1) / Mücke, DEU(#2)									theoretical besttime: 1:21.146									
1	2	1:55.719	1:09.051		20.800		25.868	58		11	2	26:49.169	26:08.308		18.765		22.096	168	
2	2	2:40.054	1:58.958		19.327		21.769	168		12	2	1:21.793	42.440		17.985		21.368	169	215
3	2	1:22.896	42.676		18.284		21.936	160	214	13	2	1:26.502	43.116		18.296		25.090	58	216
4	2	1:22.160	42.619		18.096		21.445	168	212	14	1	2:30.080	1:50.278		18.358		21.444	170	
5	2	1:22.017	42.389		18.277		21.351	168	215	15	1	1:21.605	42.206		17.967		21.432	169	216
6	2	1:21.937	42.509		17.973		21.455	168	214	16	1	1:21.575	42.240		17.843		21.492	169	216
7	2	1:26.209	42.713		18.247		25.249	59	215	17	1	1:21.146	42.118		17.781		21.247	168	216
8	2	6:42.251	6:02.028		18.560		21.663	166		18	1	1:22.012	42.669		17.930		21.413	170	216
9	2	1:22.145	42.704		18.010		21.431	168	215	19	1	1:25.012	42.286		17.895		24.831	59	216
10	2	1:27.064	42.661		18.083		26.320	59	216										

Lap	Id	Time	SE1	SP1	SE2	SP2	SE3	SP3	TSP	Lap	Id	Time	SE1	SP1	SE2	SP2	SE3	SP3	TSP
28	Hofer, AUT(#1) / Haase, DEU(#2)									theoretical besttime: 1:20.786									
1	2	2:37.646	1:47.868		23.353		26.425	166		7	2	1:21.182	42.017		17.733		21.432	169	212
2	2	1:21.940	42.667		18.009		21.264	168	210	8	2	1:21.761	42.204		18.057		21.500	170	213
3	2	1:21.510	42.144		18.001		21.365	170	214	9	2	1:24.913	42.088		17.897		24.928	59	213
4	2	1:37.205	42.191		19.123		35.891	169	214	10	2	5:23.594	4:41.387		17.930		24.277	169	
5	2	1:20.840	41.933		17.787		21.120	171	214	11	2	5:34.354	42.318		17.751		4:34.285	53	215
6	2	1:43.368	50.385		19.860		33.123	169	216										





ADAC GT Masters

Sector List Free Practice 1



Provisional

DMSB Reg. Nr.: R-11548/20

Friday, October 2, 2020 12:40:00

Sachsenring, Length: 3645m

Air temperature: 18.53°C

Track temperature: 18.3°C

Weather condition: Dry

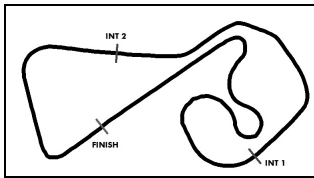
Lap	Id	Time	SE1	SP1	SE2	SP2	SE3	SP3	TSP	Lap	Id	Time	SE1	SP1	SE2	SP2	SE3	SP3	TSP
29 Schramm, DEU(#1) / Mies, DEU(#2)										theoretical besttime: 1:20.336									
1	2	2:01.140	1:14.455		22.156		24.529	162		14	2	4:25.145	3:41.280		18.050		25.815	171	
2	2	1:31.614	47.076		20.578		23.960	166	208	15	2	1:22.816	42.405		18.094		22.317	170	216
3	2	1:32.405	44.782		22.160		25.463	59	213	16	2	1:21.074	41.966		17.717		21.391	168	216
4	2	5:28.845	4:46.041		19.391		23.413	170		17	2	1:24.763	42.073		18.084		24.606	59	216
5	2	1:24.352	42.877		17.977		23.498	173	213	18	1	6:50.287	6:10.436		18.421		21.430	169	
6	2	1:20.590	41.650		17.740		21.200	168	216	19	1	1:23.317	42.280		19.632		21.405	169	216
7	2	1:24.858	42.181		17.949		24.728	171	216	20	1	1:21.701	42.456		17.891		21.354	168	215
8	2	1:20.700	41.858		17.753		21.089	173	216	21	1	1:21.266	42.213		17.889		21.164	169	215
9	2	1:20.670	41.742		17.597		21.331	171	216	22	1	1:25.507	42.869		18.138		24.500	59	215
10	2	1:20.586	41.696		17.601		21.289	171	216	23	1	2:31.067	1:51.437		18.033		21.597	169	
11	2	1:25.067	42.056		18.071		24.940	59	216	24	1	1:22.641	42.723		18.440		21.478	170	214
12	2	7:45.856	7:06.498		17.948		21.410	173		25	1	1:25.020	42.370		17.851		24.799	59	215
13	2	1:23.821	41.864		17.814		24.143	59	216										

Lap	Id	Time	SE1	SP1	SE2	SP2	SE3	SP3	TSP	Lap	Id	Time	SE1	SP1	SE2	SP2	SE3	SP3	TSP
30 Ineichen, CHE(#1) / Vervisch, BEL(#2)										theoretical besttime: 1:20.102									
1	1	3:26.460	2:38.013		21.207		27.240	160		15	2	1:21.309	42.158		17.925		21.226	170	215
2	1	1:23.586	43.681		18.232		21.673	169	208	16	2	1:21.766	41.794		18.321		21.651	171	215
3	1	1:21.548	42.248		17.917		21.383	168	213	17	2	1:21.056	41.950		17.772		21.334	170	215
4	1	1:21.310	42.051		17.867		21.392	168	214	18	2	1:25.091	42.483		17.945		24.663	59	216
5	1	1:21.064	42.112		17.739		21.213	168	214	19	2	5:50.690	4:14.911		44.134		51.645	38	
6	1	1:22.364	42.141		17.938		22.285	171	214	20	2	3:55.360	3:12.085		20.037		23.238	168	
7	1	1:21.332	42.023		17.769		21.540	160	216	21	2	1:23.524	43.751		18.292		21.481	171	213
8	1	1:27.464	43.273		18.318		25.873	59	212	22	2	1:20.469	41.714		17.702		21.053	171	215
9	2	3:34.634	2:54.555		18.283		21.796	169		23	2	1:20.124	41.475		17.607		21.042	173	216
10	2	1:21.380	42.209		17.925		21.246	170	214	24	2	1:21.941	41.874		17.611		22.456	171	216
11	2	1:25.275	41.966		18.085		25.224	171	215	25	2	1:20.319	41.655		17.585		21.079	171	216
12	2	1:21.245	42.103		17.817		21.325	170	216	26	2	1:27.212	41.916		20.231		25.065	165	215
13	2	2:30.755	1:00.601		43.490		46.664	50	215	27	2	1:22.615	42.532		18.598		21.485	170	212
14	2	6:02.081	5:22.436		18.044		21.601	171		28	2	1:25.028	41.883		17.760		25.385	59	216

Lap	Id	Time	SE1	SP1	SE2	SP2	SE3	SP3	TSP	Lap	Id	Time	SE1	SP1	SE2	SP2	SE3	SP3	TSP
31 Niederhauser, CHE(#1) / van der Linde, ZAF(#2)										theoretical besttime: 1:20.538									
1	1	18:33.414	17:45.617		20.961		26.836	169		7	2	1:26.336	42.229		17.997		26.110	59	215
2	1	1:23.646	42.542		18.571		22.533	168	214	8	2	17:48.375	17:08.827					170	
3	1	1:35.851	42.077		17.900		35.874	58	215	9	2	1:21.188	42.043		17.875		21.270	171	215
4	2	11:24.026	10:42.982		18.957		22.087	170		10	2	1:21.481	41.953		17.816		21.712	166	215
5	2	1:21.744	42.388		18.009		21.347	171	214	11	2	1:20.980	42.015		17.696		21.269	170	213
6	2	1:21.414	42.128		17.957		21.329	171	216	12	2	1:20.538	41.732		17.630		21.176	171	215

Lap	Id	Time	SE1	SP1	SE2	SP2	SE3	SP3	TSP	Lap	Id	Time	SE1	SP1	SE2	SP2	SE3	SP3	TSP
32 Weerts, BEL(#1) / Vanthoor, BEL(#2)										theoretical besttime: 1:20.425									
1	1	3:27.526	2:40.239		19.822		27.465	164		17	1	1:21.630	42.284		17.929		21.417	166	213
2	1	1:39.925	46.299		30.379		23.247	166	210	18	1	1:22.722	42.328		18.806		21.588	170	213
3	1	1:22.435	42.538		18.360		21.537	168	213	19	1	1:28.274	42.529		18.082		27.663	58	214
4	1	1:21.918	42.470		18.059		21.389	169	214	20	2	7:25.451	6:45.807		17.870		21.774	169	
5	1	1:22.253	42.510		18.075		21.668	169	214	21	2	1:22.266	41.808		17.688		22.770	166	213
6	1	1:22.223	42.462		17.901		21.860	166	214	22	2	1:21.341	42.143		17.913		21.285	169	213
7	1	1:31.159	46.725		18.624		25.810	58	213	23	2	1:20.625	41.824		17.707		21.094	168	215
8	1	1:46.255	1:01.120		19.680		25.455	54		24	2	1:20.578	41.881		17.564		21.133	170	215
9	1	3:55.905	3:15.203		18.897		21.805	166		25	2	1:20.559	41.767		17.580		21.212	168	216
10	1	1:25.644	42.663		19.311		23.670	168	209	26	2	1:20.819	41.999		17.589		21.231	170	215
11	1	1:20.944	41.946		17.766		21.232	169	214	27	2	1:27.434	47.578		18.476		21.380	169	216
12	1	2:24.916	55.145		43.610		46.161	58	215	28	2	1:25.217	45.205		18.164		21.848	170	215
13	1	5:13.960	4:34.005		17.954		22.001	169		29	2	1:22.987	42.646		18.526		21.815	168	216
14	1	1:20.936	41.925		17.789		21.222	169	214	30	2	1:23.630	42.960		17.923		22.747	171	214
15	1	1:23.621	42.061		19.944		21.616	169	214	31	2	1:21.059	42.120		17.705		21.234	169	214
16	1	1:22.196	42.501		18.254		21.441	169	213	32	2	1:26.879	43.450		18.290		25.139	59	215





ADAC GT Masters

Sector List Free Practice 1



Provisional

DMSB Reg. Nr.: R-11548/20

Friday, October 2, 2020 12:40:00

Sachsenring, Length: 3645m

Air temperature: 18.53°C

Track temperature: 18.3°C

Weather condition: Dry

Lap Id	Time	SE1	SP1	SE2	SP2	SE3	SP3	TSP	Lap Id	Time	SE1	SP1	SE2	SP2	SE3	SP3	TSP
33 Salaquarda, CZE(#1) / Stippler, DEU(#2)									theoretical besttime: 1:20.218								
1	2	2:38.203	1:56.960	19.133		22.110	168		13	2	1:21.871	42.498	18.033		21.340	170	216
2	2	1:22.937	43.577	18.000		21.360	170	210	14	2	1:21.425	42.112	18.048		21.265	169	216
3	2	1:21.274	42.075	17.895		21.304	168	216	15	2	1:26.010	42.432	18.109		25.469	52	216
4	2	1:21.769	42.105	18.100		21.564	170	215	16	2	11:58.362	11:11.023	19.661		27.678	169	
5	2	1:32.460	44.430	21.276		26.754	171	216	17	2	1:26.394	44.792	17.889		23.713	170	212
6	2	1:21.401	42.378	17.920		21.103	170	216	18	2	1:20.652	41.859	17.664		21.129	171	215
7	2	1:21.496	42.279	17.930		21.287	166	216	19	2	1:20.360	41.687	17.670		21.003	169	216
8	2	1:21.598	42.144	18.020		21.434	170	216	20	2	1:20.354	41.578	17.707		21.069	170	216
9	2	1:27.962	42.964	18.644		26.354	55	216	21	2	1:25.407	41.868	17.761		25.778	170	217
10	2	9:00.036	7:23.032	48.239		48.765	51		22	2	1:20.661	41.896	17.637		21.128	169	216
11	2	4:34.154	3:53.689	18.429		22.036	169		23	2	1:25.707	41.932	18.122		25.653	36	216
12	2	1:21.909	42.405	18.197		21.307	169	215									

Lap Id	Time	SE1	SP1	SE2	SP2	SE3	SP3	TSP	Lap Id	Time	SE1	SP1	SE2	SP2	SE3	SP3	TSP
36 Dienst, DEU(#1) / Frommenwiler, CHE(#2)									theoretical besttime: 1:20.439								
1	2	2:41.652	1:58.945	20.117		22.590	166		11	2	1:25.802	42.560	18.038		25.204	59	216
2	2	1:22.862	42.795	18.415		21.652	168	213	12	2	3:36.068	2:15.975	30.905		49.188	59	
3	2	1:22.577	42.488	18.362		21.727	166	216	13	2	5:10.930	4:28.907	19.347		22.676	168	
4	2	1:22.819	42.441	18.321		22.057	166	214	14	2	1:21.634	42.307	17.978		21.349	169	216
5	2	1:23.218	42.356	18.881		21.981	166	215	15	2	1:21.126	42.250	17.773		21.103	170	217
6	2	1:22.306	42.580	18.184		21.542	169	216	16	2	1:25.546	42.161	18.100		25.285	59	217
7	2	1:26.751	42.697	18.594		25.460	59	216	17	1	2:34.926	1:55.061	18.273		21.592	170	
8	2	3:27.006	2:46.307	19.014		21.685	168		18	1	1:21.503	42.369	17.873		21.261	173	216
9	2	1:22.216	42.447	18.055		21.714	170	216	19	1	1:20.439	41.843	17.566		21.030	173	217
10	2	1:22.396	42.702	18.293		21.401	168	216	20	1	1:24.327	41.892	17.620		24.815	58	217

Lap Id	Time	SE1	SP1	SE2	SP2	SE3	SP3	TSP	Lap Id	Time	SE1	SP1	SE2	SP2	SE3	SP3	TSP
47 Dontje, NLD(#1) / Götz, DEU(#2)									theoretical besttime: 1:20.409								
1	1	2:55.916	2:14.953	19.031		21.932	168		14	2	1:20.985	41.951	17.810		21.224	170	215
2	1	1:21.732	42.450	17.874		21.408	171	213	15	2	1:20.933	41.984	17.661		21.288	169	216
3	1	1:21.444	42.019	18.254		21.171	171	214	16	2	1:22.433	42.118	17.811		22.504	171	216
4	1	1:21.199	41.641	18.035		21.523	170	215	17	2	1:20.987	42.139	17.597		21.251	169	216
5	1	1:21.073	42.100	17.618		21.355	171	215	18	2	1:21.149	42.252	17.603		21.294	171	215
6	1	1:21.712	42.178	17.703		21.831	165	215	19	2	1:21.205	42.136	17.606		21.463	170	216
7	1	1:22.524	42.609	17.809		22.106	173	213	20	2	1:26.274	42.796	18.515		24.963	58	216
8	1	1:21.171	42.218	17.699		21.254	171	216	21	1	8:05.223	7:24.988	18.453		21.782	170	
9	1	1:25.222	42.203	17.999		25.020	59	216	22	1	1:25.911	42.612	18.705		24.594	58	216
10	2	2:57.392	2:18.018	17.949		21.425	170		23	2	2:36.515	1:52.728	18.644		25.143	58	
11	2	1:25.120	42.092	19.435		23.593	168	216	24	1	2:35.227	1:51.448	18.419		25.360	59	
12	2	1:26.010	42.888	17.912		25.210	58	212	25	2	2:38.411	1:52.791	18.955		26.665	59	
13	2	7:45.187	7:02.765	20.278		22.144	170										

Lap Id	Time	SE1	SP1	SE2	SP2	SE3	SP3	TSP	Lap Id	Time	SE1	SP1	SE2	SP2	SE3	SP3	TSP
48 Ellis, GBR(#1) / Marciello, ITA(#2)									theoretical besttime: 1:20.835								
1	2	2:41.076	1:58.265	18.871		23.940	166		13	1	2:19.317	47.672	43.408		48.237	57	214
2	2	1:21.634	42.289	17.976		21.369	170	212	14	1	4:41.267	3:57.112	17.987		26.168	169	
3	2	1:20.987	41.959	17.773		21.255	170	213	15	1	1:21.590	42.434	17.731		21.425	171	214
4	2	1:21.164	42.101	17.740		21.323	170	213	16	1	1:21.433	42.222	17.778		21.433	170	215
5	2	1:25.232	44.118	18.385		22.729	171	216	17	1	1:21.683	42.402	17.778		21.503	170	215
6	2	1:21.556	42.363	17.739		21.454	168	214	18	1	1:21.879	42.638	17.811		21.430	170	216
7	2	1:24.425	43.162	17.904		23.359	170	214	19	1	1:21.871	42.712	17.775		21.384	171	215
8	2	1:21.202	42.148	17.657		21.397	170	214	20	1	1:22.041	42.605	17.785		21.651	171	216
9	2	1:20.974	42.080	17.621		21.273	170	214	21	1	1:27.077	42.701	18.080		26.296	59	216
10	2	1:25.252	42.355	17.834		25.063	58	215	22	1	7:34.538	6:51.337	18.209		24.992	58	
11	2	4:07.555	3:27.940	17.947		21.668	169		23	2	2:36.100	1:52.722	18.264		25.114	58	
12	1	1:21.784	42.572	17.815		21.397	169	214	24	1	2:36.964	1:53.283	18.393		25.288	58	

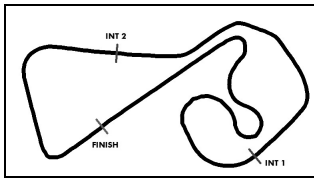
Lap Id	Time	SE1	SP1	SE2	SP2	SE3	SP3	TSP	Lap Id	Time	SE1	SP1	SE2	SP2	SE3	SP3	TSP
63 Perera, FRA(#1) / Costa Balboa, ESP(#2)									theoretical besttime: 1:19.959								
1	2	1:35.092	50.687	19.204		25.201	173		18	2	1:25.077	41.923	18.432		24.722	55	217
2	2	1:26.825	42.347	18.166		26.312	173	214	19	1	2:51.220	2:07.354	20.018		23.848	174	
3	2	1:21.671	41.958	17.897		21.816	174	216	20	1	1:20.353	41.759	17.623		20.971	174	217
4	2	1:20.565	41.609	17.767		21.189	173	217	21	1	2:10.638	44.919	38.589		47.130	55	217
5	2	1:20.356	41.546	17.595		21.215	174	218	22	1	4:31.539	3:50.774	18.094		22.671	174	
6	2	1:24.873	41.735	17.655		25.483	55	218	23	1	1:20.424	41.712	17.722		20.990	173	217

ver: 1.0

www.adac.de/motorsport

Page 6/ 8 printed: 2.10.2020 13:47





ADAC GT Masters

Sector List Free Practice 1



Provisional

DMSB Reg. Nr.: R-11548/20

Friday, October 2, 2020 12:40:00

Sachsenring, Length: 3645m

Air temperature: 18.53°C

Track temperature: 18.3°C

Weather condition: Dry

Lap	Id	Time	SE1	SP1	SE2	SP2	SE3	SP3	TSP	Lap	Id	Time	SE1	SP1	SE2	SP2	SE3	SP3	TSP
7	2	6:53.873	6:13.479		18.773		21.621	171		24	1	1:24.001	41.754		20.474		21.773	173	218
8	2	1:21.358	42.549		17.743		21.066	173	216	25	1	1:20.435	41.832		17.620		20.983	174	217
9	2	1:20.234	41.702		17.561		20.971	173	216	26	1	1:20.479	41.573		17.753		21.153	174	218
10	2	1:23.334	42.465		18.469		22.400	174	218	27	1	1:20.782	41.797		17.715		21.270	166	218
11	2	1:20.743	41.932		17.732		21.079	173	218	28	1	1:24.583	45.175		17.966		21.442	174	213
12	2	2:30.893	1:00.217		43.871		46.805	55	218	29	1	1:20.422	41.836		17.442		21.144	173	219
13	2	3:43.017	2:58.677		17.875		26.465	173		30	1	1:24.961	43.711		17.857		23.393	173	219
14	2	1:20.648	41.797		17.606		21.245	173	217	31	1	1:24.406	42.858		18.612		22.936	173	218
15	2	1:24.889	42.004		18.015		24.870	171	218	32	1	1:21.227	41.974		17.854		21.399	174	218
16	2	1:20.829	42.041		17.716		21.072	173	217	33			41.952		18.654				218
17	2	1:20.542	41.754		17.706		21.082	173	218										

71 Langeveld, NLD(#1) / Paul, DEU(#2)

theoretical besttime: **1:20.743**

1	2	1:53.214	1:08.852		20.787		23.575	163		17	1	1:21.015	41.889		17.926		21.200	168	213
2	1	1:27.515	45.219		20.183		22.113	166	209	18	1	1:21.045	41.900		17.872		21.273	168	213
3	1	1:23.646	43.144		18.688		21.814	166	211	19	1	1:21.077	41.991		17.828		21.258	169	213
4	1	1:22.735	42.554		18.519		21.662	168	211	20	1	1:20.866	41.850		17.841		21.175	170	213
5	1	1:22.501	42.639		18.332		21.530	168	211	21	1	1:20.804	41.837		17.736		21.231	169	213
6	1	1:22.272	42.310		18.329		21.633	168	211	22	1	1:24.571	44.399		18.864		21.308	169	214
7	1	1:22.279	42.395		18.186		21.698	169	212	23	1	1:48.218	41.872		28.515		37.831	48	213
8	1	1:22.162	42.431		18.167		21.564	166	213	24	2	12:22.375	11:36.165		21.418		24.792	166	
9	1	1:21.858	42.223		18.118		21.517	169	211	25	2	1:26.257	43.093		19.573		23.591	168	212
10	1	1:25.303	42.472		18.239		24.592	59	213	26	2	1:22.291	42.486		18.245		21.560	169	213
11	2	2:43.417	2:01.400		19.936		22.081	164		27	2	1:22.509	42.719		18.239		21.551	169	214
12	2	1:23.666	43.229		18.517		21.920	166	211	28	2	1:23.095	43.305		18.244		21.546	169	214
13	2	1:24.646	43.944		18.853		21.849	168	213	29	2	1:21.740	42.089		18.100		21.551	170	213
14	2	1:34.070	42.655		18.346		33.069	33	213	30	2	1:21.850	42.542		17.891		21.417	171	213
15	1	5:58.106	5:12.668		21.498		23.940	166		31	2	1:21.173	42.211		17.792		21.170	171	213
16	1	1:22.810	43.220		18.254		21.336	168	210										

72 Schöll, AUT(#1) / Morris, GBR(#2)

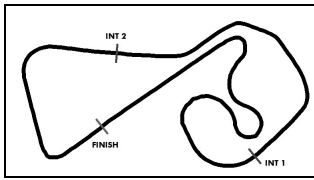
theoretical besttime: **1:21.264**

1	2	2:06.117	1:20.729		21.252		24.136	170		16	1	1:23.531	43.309		18.304		21.918	166	215
2	2	1:25.203	43.798		19.103		22.302	173	215	17	1	1:23.049	42.820		18.307		21.922	168	215
3	2	1:23.759	43.255		18.591		21.913	171	217	18	1	1:22.762	42.718		18.320		21.724	170	215
4	2	1:21.580	42.372		17.786		21.422	173	216	19	1	1:23.830	43.455		18.328		22.047	170	216
5	2	1:28.321	42.461		23.491		22.369	173	216	20	1	1:23.171	43.167		18.259		21.745	170	216
6	2	1:22.294	42.369		18.245		21.680	171	216	21	1	1:45.794	43.094		18.150		44.550	216	216
7	2	1:21.388	42.286		17.827		21.275	171	216	22	1	4:44.821	4:03.792		18.652		22.377	169	
8	2	1:21.455	42.265		17.724		21.466	170	217	23	1	1:23.387	43.055		18.258		22.074	165	217
9	1	1:30.330	42.630		21.064		26.636		216	24	1	1:23.588	42.980		18.459		22.149	169	216
10	1	3:43.281	3:00.048		19.561		23.672	165		25	1	1:23.856	43.103		18.680		22.073	170	217
11	1	1:26.207	44.822		18.804		22.581	166	214	26	1	1:22.740	42.843		18.064		21.833	169	216
12	1	1:27.870	44.882		19.399		23.589	169	215	27	1	1:23.705	43.118		18.335		22.252	169	218
13	1	1:43.212	44.915		18.619		39.678		218	28	1	1:34.143	43.201		22.709		28.233		216
14	1	7:43.306	7:02.366		18.691		22.249	169		29	1	2:44.468	2:02.346		18.367		23.755	169	
15	1	1:25.317	44.013		18.934		22.370	169	215	30	1	1:31.902	43.605		20.830		27.467		218

77 Pommer, DEU(#1) / Schmidt, CHE(#2)

theoretical besttime: **1:20.398**

1	2	2:56.651	2:13.511		20.252		22.888	170		15	1	1:26.220	42.118		18.576		25.526		220
2	2	1:22.840	42.999		18.312		21.529	175	218	16	2	5:38.543	4:57.161		18.066		23.316	174	
3	2	1:21.019	41.663		18.191		21.165	177	221	17	1	1:28.997	42.194		17.995		28.808		222
4	2	1:20.847	41.592		17.954		21.301	173	222	18	1	5:45.561	5:05.519		18.447		21.595	174	
5	2	1:22.436	42.366		18.605		21.465	175	221	19	1	1:21.770	42.277		18.043		21.450	174	222
6	1	1:25.781	42.304		18.063		25.414		221	20	1	1:21.413	42.179		17.929		21.305	175	221
7	2	5:35.919	4:55.240		18.249		22.430	175		21	1	1:21.460	42.363		17.905		21.192	174	222
8	2	1:21.207	42.155		17.957		21.095	174	222	22	1	1:21.226	42.102		17.883		21.241	173	222
9	2	1:21.023	41.905		17.733		21.385	173	220	23	1	1:32.130	42.242		20.928		28.960		222
10	2	1:21.064	42.015					174	221	24	1	3:32.379	2:52.993		17.969		21.417	174	
11	1	1:25.500	42.005		18.227		25.268		222	25	1	1:21.778	42.408		18.047		21.323	174	222
12	2	6:47.650	6:08.056		18.209		21.385	175		26	1	1:25.277	42.265		17.855		25.157	60	222
13	2	1:20.801	41.995		17.732		21.074	175	222	27	1	2:35.990	1:52.274		18.085		25.631	29	
14	2	1:21.079	41.902		17.801		21.376	171	222										



ADAC GT Masters

Sector List Free Practice 1



Provisional

Sachsenring, Length: 3645m

Air temperature: 18.53°C

Track temperature: 18.3°C

Weather condition: Dry

DMSB Reg. Nr.: R-11548/20

Friday, October 2, 2020 12:40:00

Lap Id	Time	SE1	SP1	SE2	SP2	SE3	SP3	TSP	Lap Id	Time	SE1	SP1	SE2	SP2	SE3	SP3	TSP
82 Schothorst, NLD(#1) / Zimmermann, DEU(#2)									theoretical besttime: 1:20.658								
1	2	1:49.722	1:00.140	23.723	25.859	160			17	2	1:21.267	42.271	17.837	21.159	171	216	
2	2	1:35.642	50.264	21.352	24.026	165	161		18	2	1:21.266	42.174	17.791	21.301	170	215	
3	2	1:30.888	46.937	19.478	24.473	166	210		19	2	1:20.957	42.051	17.787	21.119	173	216	
4	1	1:41.391	49.066	21.025	31.300	55	212		20	2	1:28.840	42.924	18.177	27.739	55	216	
5	1	5:10.359	4:27.052	20.337	22.970	168			21	2	5:24.084	4:43.360	18.914	21.810	170		
6	1	1:21.604	42.393	17.904	21.307	173	210		22	2	1:22.145	42.260	18.052	21.833	169	215	
7	1	1:24.723	41.976	18.028	24.719	171	215		23	2	1:22.163	43.221	17.883	21.059	173	216	
8	1	1:20.789	41.923	17.706	21.160	166	216		24	2	1:21.871	42.344	18.100	21.427	170	216	
9	1	1:23.344	42.077	18.647	22.620	171	214		25	2	1:21.518	42.500	17.876	21.142	173	216	
10	1	1:21.246	42.126	17.809	21.311	171	215		26	2	1:21.251	42.169	17.866	21.216	173	217	
11	1	1:21.423	42.231	17.926	21.266	170	215		27	2	1:25.690	42.606	17.824	25.260	55	216	
12	1	1:42.655	42.375	18.214	42.066	55	216		28	2	2:35.398	1:53.341	17.926	24.131	173		
13	1	5:28.457	4:43.781	18.243	26.433	171			29	2	1:21.265	42.302	17.751	21.212	173	216	
14	1	1:28.464	42.314	19.913	26.237	55	214		30	2	1:20.984	42.163	17.676	21.145	173	216	
15	2	3:16.720	2:37.465	18.018	21.237	171			31	2	1:27.336	43.156	18.196	25.984	55	216	
16	2	1:21.150	42.198	17.793	21.159	173	215										

92 Ammermüller, DEU(#1) / Engelhart, DEU(#2)									theoretical besttime: 1:20.440								
1	2	1:44.073	1:00.972	20.817	22.284	168			15	1	3:46.135	3:05.475	18.937	21.723	168		
2	2	1:23.301	42.443	18.148	22.710	171	214		16	1	1:20.870	41.983	17.657	21.230	171	214	
3	2	1:23.746	44.424	18.002	21.320	173	217		17	1	1:34.734	41.794	17.669	35.271	30	217	
4	2	1:21.023	41.961	17.721	21.341	173	217		18	1	4:58.930	4:17.208	18.648	23.074	173		
5	2	1:21.141	42.084	17.848	21.209	171	216		19	1	1:20.769	41.865	17.727	21.177	170	216	
6	2	1:24.480	42.055	17.815	24.610	59	217		20	1	1:20.906	41.763	17.688	21.455	166	216	
7	2	9:57.326	9:11.555	18.945	26.826	174			21	1	1:20.819	41.777	17.870	21.172	174	214	
8	2	1:22.367	42.037	18.124	22.206	171	219		22	1	1:24.793	41.948	17.881	24.964	59	219	
9	2	1:40.174	42.564	18.099	39.511	58	217		23	1	6:09.801	5:26.837	18.253	24.711	173		
10	2	5:22.565	4:37.819	19.360	25.386	171			24	1	1:23.139	42.518	19.144	21.477	174	217	
11	2	1:21.870	41.993	18.074	21.803	173	218		25	1	1:22.438	42.008	17.742	22.688	173	217	
12	2	1:20.947	41.926	17.723	21.298	169	217		26	1	1:20.463	41.695	17.573	21.195	173	219	
13	2	1:21.145	42.067	17.788	21.290	173	216		27	1	1:24.733	41.797	18.308	24.628	59	218	
14	2	1:25.052	42.501	17.988	24.563	58	219										

99 Renauer, DEU(#1) / Müller, DEU(#2)									theoretical besttime: 1:20.529								
1	1	2:11.749	1:19.668	26.085	25.996	160			16	1	1:22.134	42.635	17.977	21.522	171	218	
2	1	1:31.976	48.009	20.104	23.863	165	196		17	1	1:26.857	43.159	18.405	25.293	58	218	
3	1	1:26.266	45.045	18.779	22.442	173	212		18	2	2:34.965	1:54.724	18.357	21.884	169		
4	1	1:24.257	43.689	18.458	22.110	171	216		19	2	1:27.122	43.182	18.494	25.446	57	217	
5	1	1:23.328	43.100	18.334	21.894	171	217		20	2	8:54.173	8:13.985	18.554	21.634	173		
6	1	1:23.086	42.980	18.440	21.666	171	216		21	2	1:21.030	41.916	17.983	21.131	173	217	
7	1	1:22.773	42.919	18.133	21.721	173	216		22	2	1:21.143	41.845	18.138	21.160	171	217	
8	1	1:22.817	42.966	18.213	21.638	171	217		23	2	1:20.852	41.862	17.864	21.126	173	216	
9	1	1:22.579	42.735	18.131	21.713	171	217		24	2	1:25.186	42.138	17.851	25.197	58	218	
10	1	1:35.960	44.681	21.986	29.293	58	218		25	2	4:11.235	3:28.909	17.983	24.343	175		
11	1	3:59.323	3:19.344	18.285	21.694	171			26	2	1:20.866	41.812	17.884	21.170	171	219	
12	1	1:22.180	42.677	18.002	21.501	170	217		27	2	1:20.549	41.776	17.627	21.146	171	217	
13	1	2:24.546	52.261	43.169	49.116	57	217		28	2	1:25.294	42.334	18.381	24.579	58	217	
14	1	4:09.971	3:25.909	18.666	25.396	173			29	1	2:30.054	1:50.874	17.868	21.312	173		
15	1	1:21.762	42.400	17.921	21.441	173	218										