



Final Classification

Result List

Stewards / Race Management

STEWARD	Harry Stüber
STEWARD	Karl-Heinz Stümpert
STEWARD	Siegfried Lehr
RACE DIRECTOR	Christian Vormann
CLERK OF THE COURSE	Georg Ziegahn
TECHNICAL DELEGATE	Tim Zessack
CHIEF TIMEKEEPER	Steffen Ruhl

Weather Start/Finish

AIR	24.0°C
TRACK	35.1°C
CONDITIONS	Dry
PRESSURE	1005 hPa
AIR	24.6°C
TRACK	32.8°C
CONDITIONS	Dry
PRESSURE	1005 hPa

Track Information

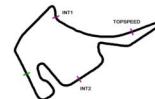
GREEN FLAG	14:40:09
CHEQUERED FLAG	15:42:37
SAFETY CAR PHASE	0
FULL COURSE YELLOW PHASE	0
TRACK NAME	Hockenheimring
TRACK LENGTH	4574m
TURN COUNT	17
TOTAL DISTANCE	150.94km
FASTEST LAP:	#24. KOF - 1:49.369

STARTED: 21 CLASSIFIED: 17 NOT CLASSIFIED: 4 DISQUALIFIED: 0

Nr.	Drivers	Team	Laps	Total Time	Gap	Kph	Lap	Time	Kph
Cl.	Car	Competitor							
1	24 F.Janits(AUT)/R.Kofler(AUT)	True Racing(AUT)	33	1:02:29.080		144.9	11	1:49.369	150.5
	KTM X-BOW GT4 EVO	True Racing							
2	22 J.Kasperlik(DEU)/N.Möller-Madsen(DNK)	Team Allied-Racing(DEU)	33	1:02:32.525	3.445	144.8	7	1:49.429	150.4
	Porsche Cayman 718 GT4 MR	Team Allied-Racing							
3	48 J.Apotheloz(CHE)/L.Trefz(DEU)	MANN-FILTER Team HTP-WINWARD(DEU)	33	1:02:37.760	8.680	144.8	6	1:49.423	150.4
	J Mercedes-AMG GT4	HTP-WINWARD Motorsport							
4	2 G.Piana(ITA)/M.Schrey(DEU)	Hofor Racing by Bonk Motorsport(CHE)	33	1:02:42.343	13.263	144.5	11	1:50.033	149.6
	BMW M4 GT4	Hofor Racing by Bonk Motorsport							
5	71 H.Sasse(DEU)/W.Tregurtha(GBR)	T3-HRT-Motorsport(DEU)	33	1:02:43.849	14.769	144.4	11	1:49.384	150.5
	J Audi R8 LMS GT4	T3-HRT-Motorsport							
6	19 L.O Dey(DEU)/A.Tauscher(DEU)	KÜS TEAM75 Bernhard(DEU)	33	1:02:44.545	15.465	144.4	9	1:49.912	149.8
	J Porsche Cayman 718 GT4 MR	KÜS TEAM75 Bernhard							
7	25 D.Richter(DEU)/D.Schramm(DEU)	Burgmann Racing(DEU)	33	1:02:45.890	16.810	144.3	7	1:49.855	149.8
	Porsche Cayman 718 GT4 MR	Porsche Zentrum 5 Seen Motorsport							
8	69 P.Dörr(DEU)/F.Martin-Dye(GBR)	Dörr Motorsport(DEU)	33	1:02:48.486	19.406	144.3	7	1:49.863	149.8
	J McLaren 570s GT4	Dörr Motorsport							
9	3 S.von Gartzen(DEU)/C.Hürtgen(DEU)	Hofor Racing by Bonk Motorsport(CHE)	33	1:02:53.737	24.657	144.1	6	1:49.599	150.2
	BMW M4 GT4	Hofor Racing by Bonk Motorsport							
10	4 J.Marschalkowski(DEU)/H.Still(DEU)	Team AVIA Sorg Rennsport(DEU)	33	1:02:56.864	27.784	144.1	7	1:49.603	150.2
	J BMW M4 GT4	Team AVIA Sorg Rennsport							
11	89 J.Krabec(CZE)/L.Marionek(DEU)	RTR projects(CZE)	33	1:02:59.002	29.922	143.9	16	1:49.859	149.8
	T KTM X-Bow GT4	RTR projects							
12	26 T.Kieffer(LUX)/C.Kosch(LUX)	Team Allied-Racing(DEU)	33	1:03:04.937	35.857	143.7	4	1:50.805	148.6
	T Porsche Cayman 718 GT4 MR	Team Allied-Racing							
13	10 J.Erlbacher(AUT)/C.Dupre(DEU)	Dupre Motorsport Engineering(DEU)	33	1:03:41.166	1:12.086	142.4	7	1:50.510	149.0
	J Mercedes-AMG GT4	Dupre Motorsport Engineering							
14	9 T.Neumann(BUL)/J.Bölting(DEU)	DLV-Team Schuetz Motorsport(DEU)	33	1:03:42.164	1:13.084	142.5	19	1:50.624	148.8
	T Porsche Cayman 718 GT4 MR	DLV-Team Schuetz Motorsport							
15	27 S.Grotstollen(DEU)/G.Braun(DEU)	team lillestoff(DEU)	33	1:03:50.263	1:21.183	142.0	5	1:50.475	149.0
	T BMW M4 GT4	team lillestoff							
16	59 A.Sizov(RUS)/P.Stalidzane(DEU)	Dörr Motorsport(DEU)	32	1:01:56.490	1 LAP	142.0	10	1:50.606	148.8
	J McLaren 570s GT4	Dörr Motorsport							
17	5 C.Stingu(ROM)/D.Solombrino(DEU)	Hella Pagid - racing one(DEU)	32	1:02:35.893	1 LAP	140.4	6	1:50.377	149.1
	Audi R8 LMS GT4	Hella Pagid - racing one							

Not classified

21	D.Fetzer(DEU)/J.Sturm(DEU)	Team Allied-Racing(DEU)	21	41:06.428	12LAPS	140.2	18	1:50.933	148.4
	J Porsche Cayman 718 GT4 MR	Team Allied-Racing							
8	M.Suabo(DEU)/M.Dienst(DEU)	DLV-Team Schuetz Motorsport(DEU)	17	31:22.521	16LAPS	149.0	9	1:49.541	150.3
	T Mercedes-AMG GT4	DLV-Team Schuetz Motorsport							
23	R.Falkenbach(DEU)/C.Piro(DEU)	Team piro sports Caffè d Italia(DEU)	3	6:54.153	30LAPS	113.5	2	1:55.074	143.0
	J Ginetta G55 GT4	Team piro sports Caffè d Italia							
14	A.Kreutzpointner(DEU)/J.Kreutzpointner(DEU)	MRS GT-Racing(DEU)	3	7:14.505	30LAPS	105.8	2	1:53.512	145.0
	BMW M4 GT4	MRS GT-Racing							



Official

Result List

Nr. Drivers	Team	Laps	Total Time	Gap	Kph	Lap	Time	Kph
Cl. Car	Competitor							

Did not start

99 C.Jöns(DEU)/C.Dreyspring(DEU)
McLaren 570s

Dörr Motorsport(DEU)
Dörr Motorsport

Fastest lap of the race. Car 24 driver Reinhard Kofler on lap 11. Time 1:49.369, average speed 150.5 km/h.

Steward: Harry Stüber	Steward: Karl-Heinz Stümpert	Steward: Siegfried Lehr
-----------------------	------------------------------	-------------------------



Final Classification

Class Result List

Stewards / Race Management

STEWARD	Harry Stüber
STEWARD	Karl-Heinz Stümpert
STEWARD	Siegfried Lehr
RACE DIRECTOR	Christian Vormann
CLERK OF THE COURSE	Georg Ziegahn
TECHNICAL DELEGATE	Tim Zessack
CHIEF TIMEKEEPER	Steffen Ruhl

Weather Start/Finish

AIR	24.0°C
TRACK	35.1°C
CONDITIONS	Dry
PRESSURE	1005 hPa
AIR	24.6°C
TRACK	32.8°C
CONDITIONS	Dry
PRESSURE	1005 hPa

Track Information

GREEN FLAG	14:40:09
CHEQUERED FLAG	15:42:37
SAFETY CAR PHASE	0
FULL COURSE YELLOW PHASE	0
TRACK NAME	Hockenheimring
TRACK LENGTH	4574m
TURN COUNT	17
TOTAL DISTANCE	150.94km
FASTEST LAP:	#24. KOF - 1:49.369

STARTED: 21 CLASSIFIED: 17 NOT CLASSIFIED: 4 DISQUALIFIED: 0

Nr.	Drivers	Team	Laps	Total Time	Gap	Kph	Lap	Time	Kph
	Car	Competitor							

CLASS: Junior

Started: 9 Classified: 7

Not Classified: 2

1	48 J.Apotheloz(CHE)/L.Trefz(DEU) Mercedes-AMG GT4	MANN-FILTER Team HTP-WINWARD(DEU) HTP-WINWARD Motorsport	33	1:02:37.760		144.8	6	1:49.423	150.4
2	71 H.Sasse(DEU)/W.Tregurtha(GBR) Audi R8 LMS GT4	T3-HRT-Motorsport(DEU) T3-HRT-Motorsport	33	1:02:43.849	6.089	144.4	11	1:49.384	150.5
3	19 L.O Dey(DEU)/A.Tauscher(DEU) Porsche Cayman 718 GT4 MR	KÜS TEAM75 Bernhard(DEU) KÜS TEAM75 Bernhard	33	1:02:44.545	6.785	144.4	9	1:49.912	149.8
4	69 P.Dörr(DEU)/F.Martin-Dye(GBR) McLaren 570s GT4	Dörr Motorsport(DEU) Dörr Motorsport	33	1:02:48.486	10.726	144.3	7	1:49.863	149.8
5	4 J.Marschalkowski(DEU)/H.Still(DEU) BMW M4 GT4	Team AVIA Sorg Rennsport(DEU) Team AVIA Sorg Rennsport	33	1:02:56.864	19.104	144.1	7	1:49.603	150.2
6	10 J.Erlbacher(AUT)/C.Dupre(DEU) Mercedes-AMG GT4	Dupre Motorsport Engineering(DEU) Dupre Motorsport Engineering	33	1:03:41.166	1:03.406	142.4	7	1:50.510	149.0
7	59 A.Sizov(RUS)/P.Stalidzane(DEU) McLaren 570s GT4	Dörr Motorsport(DEU) Dörr Motorsport	32	1:01:56.490	1 LAP	142.0	10	1:50.606	148.8

Not classified

21	D.Fetzer(DEU)/J.Sturm(DEU) Porsche Cayman 718 GT4 MR	Team Allied-Racing(DEU) Team Allied-Racing	21	41:06.428	12LAPS	140.2	18	1:50.933	148.4
23	R.Falkenbach(DEU)/C.Piro(DEU) Ginetta G55 GT4	Team piro sports Caffè d Italia(DEU) Team piro sports Caffè d Italia	3	6:54.153	30LAPS	113.5	2	1:55.074	143.0

Fastest lap of the class. Car 71 driver William Tregurtha on lap 11. Time 1:49.384, average speed 150.5 km/h.

CLASS: Trophy

Started: 5 Classified: 4

Not Classified: 1

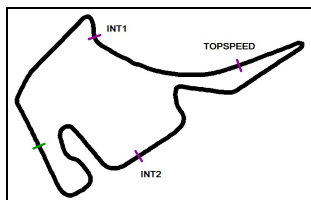
1	89 J.Kravec(CZE)/L.Marionek(DEU) KTM X-Bow GT4	RTR projects(CZE) RTR projects	33	1:02:59.002		143.9	16	1:49.859	149.8
2	26 T.Kieffer(LUX)/C.Kosch(LUX) Porsche Cayman 718 GT4 MR	Team Allied-Racing(DEU) Team Allied-Racing	33	1:03:04.937	5.935	143.7	4	1:50.805	148.6
3	9 T.Neumann(BUL)/J.Bölting(DEU) Porsche Cayman 718 GT4 MR	DLV-Team Schuetz Motorsport(DEU) DLV-Team Schuetz Motorsport	33	1:03:42.164	43.162	142.5	19	1:50.624	148.8
4	27 S.Grotstollen(DEU)/G.Braun(DEU) BMW M4 GT4	team lillestoff(DEU) team lillestoff	33	1:03:50.263	51.261	142.0	5	1:50.475	149.0

Not classified

8	M.Suabo(DEU)/M.Dienst(DEU) Mercedes-AMG GT4	DLV-Team Schuetz Motorsport(DEU) DLV-Team Schuetz Motorsport	17	31:22.521	16LAPS	149.0	9	1:49.541	150.3
---	--	---	----	-----------	--------	-------	---	----------	-------

Fastest lap of the class. Car 8 driver Marvin Dienst on lap 9. Time 1:49.541, average speed 150.3 km/h.

Steward: Harry Stüber	Steward: Karl-Heinz Stümpert	Steward: Siegfried Lehr
-----------------------	------------------------------	-------------------------



ADAC GT4 Germany

Sector List Race 2

Provisional



DMSB Reg. Nr.: R-11498/20

Sunday, September 20, 2020 14:40:00

Hockenheimring, Length: 4574m

Air temperature: 24.72°C

Track temperature: 37.4°C

Weather condition: Dry

Lap	Id	Time	SE1	SP1	SE2	SP2	SE3	SP3	TSP	Lap	Id	Time	SE1	SP1	SE2	SP2	SE3	SP3	TSP
2 Piana, ITA(#1) / Schrey, DEU(#2)										theoretical besttime: 1:49.681									
1	2	1:55.856	29.093	139	51.470	172	35.293	182	238	18	1	1:50.142	24.311	142	50.780	173	35.051	184	238
2	2	1:51.185	24.502	141	51.113	171	35.570	182	240	19	1	1:50.313	24.401	141	50.922	172	34.990	184	239
3	2	1:50.965	24.513	140	51.208	173	35.244	183	239	20	1	1:50.410	24.404	141	50.965	173	35.041	183	239
4	2	1:50.294	24.219	140	50.973	173	35.102	182	240	21	1	1:50.412	24.624	142	50.715	173	35.073	184	241
5	2	1:51.582	24.255	141	51.796	169	35.531	183	238	22	1	1:53.389	24.509	129	52.460	170	36.420	182	239
6	2	1:50.169	24.431	141	50.769	174	34.969	183	239	23	1	1:52.606	25.245	139	51.849	172	35.512	185	243
7	2	1:51.007	24.262	141	51.656	173	35.089	183	240	24	1	1:51.160	24.947	140	51.036	172	35.177	184	238
8	2	1:50.483	24.417	140	50.940	173	35.126	183	237	25	1	1:50.725	24.374	141	50.931	173	35.420	184	241
9	2	1:50.209	24.292	141	50.762	173	35.155	183	239	26	1	1:51.098	24.588	142	51.163	172	35.347	184	241
10	2	1:50.113	24.297	142	50.696	174	35.120	183	238	27	1	1:50.965	24.353	142	51.171	172	35.441	184	241
11	2	1:50.033	24.233	141	50.773	174	35.027	184	238	28	1	1:50.855	24.509	141	50.961	172	35.385	183	240
12	2	1:50.233	24.299	140	50.813	175	35.121	183	240	29	1	1:51.078	24.697	141	50.999	172	35.382	184	243
13	2	1:50.384	24.360	141	50.931	174	35.093	184	237	30	1	1:51.265	24.616	141	51.250	171	35.399	185	241
14	2	1:55.540	24.354	138	51.163	174	40.023	52	236	31	1	1:51.544	24.960	141	51.031	171	35.553	184	240
15	1	3:23.522	1:57.851	141	50.653	173	35.018	184	236	32	1	1:51.946	24.678	139	51.292	171	35.976	158	240
16	1	1:50.484	24.220	142	51.455	172	34.809	184	237	33	1	1:51.985	24.921	141	51.365	170	35.699	183	240
17	1	1:50.391	24.407	139	50.844	172	35.140	183	239										

3 von Gartzten, DEU(#1) / Hürtgen, DEU(#2)										theoretical besttime: 1:49.599									
1	2	1:58.042	29.843	131	52.368	169	35.831	183	238	18	2	3:21.438	1:55.071	141	50.936	173	35.431	182	240
2	2	1:52.134	24.488	140	52.161	173	35.485	183	235	19	2	1:50.657	24.492	140	51.001	172	35.164	183	239
3	2	1:51.158	24.598	141	51.330	173	35.230	183	240	20	2	1:50.736	24.379	137	51.084	174	35.273	183	237
4	2	1:50.767	24.510	141	51.328	171	34.929	184	240	21	2	1:50.784	24.494	141	50.922	173	35.368	182	240
5	2	1:49.998	24.219	143	50.937	173	34.842	185	237	22	2	1:53.103	24.684	137	51.716	168	36.703	181	237
6	2	1:49.599	24.207	141	50.635	174	34.757	184	240	23	2	1:52.645	25.144	140	51.537	173	35.964	182	238
7	2	1:50.140	24.233	142	50.879	174	35.028	183	240	24	2	1:52.330	24.787	138	51.520	170	36.023	183	237
8	2	1:50.272	24.258	141	50.922	174	35.092	183	241	25	2	1:52.134	24.722	140	51.351	169	36.061	183	239
9	2	1:50.121	24.294	141	50.767	173	35.060	183	240	26	2	1:51.832	24.731	140	51.323	170	35.778	183	238
10	2	1:50.276	24.373	141	50.846	174	35.057	185	240	27	1	1:52.001	24.867	141	51.390	172	35.744	183	239
11	2	1:50.270	24.382	142	50.802	174	35.086	183	240	28	1	1:52.385	24.846	137	51.608	170	35.931	181	236
12	2	1:51.605	25.111	134	51.494	172	35.000	183	238	29	1	1:52.499	24.898	140	51.760	170	35.841	182	238
13	2	1:50.350	24.365	141	51.020	173	34.965	184	238	30	1	1:51.902	24.722	139	51.482	170	35.698	183	238
14	2	1:51.635	25.172	137	51.382	173	35.081	185	237	31	1	1:51.779	24.814	140	51.351	171	35.614	184	239
15	2	1:50.615	24.527	141	51.019	171	35.069	183	240	32	1	1:51.698	24.819	140	51.246	171	35.633	184	238
16	2	1:50.676	24.643	140	51.038	173	34.995	184	238	33	1	1:52.028	24.890	140	51.403	171	35.735	184	237
17	2	1:56.128	24.705	140	51.227	172	40.196	53	238										

4 Marschalkowski, DEU(#1) / Still, DEU(#2)										theoretical besttime: 1:49.372									
1	2	2:00.804	32.196	135	53.142	165	35.466	184	231	18	1	1:50.508	24.412	140	51.053	172	35.043	183	235
2	2	1:51.899	24.865	140	52.077	170	34.957	185	243	19	1	1:50.729	24.596	140	50.967	173	35.166	183	236
3	2	1:50.483	24.300	142	51.055	175	35.128	184	240	20	1	1:52.418	24.396	140	51.395	174	36.627	181	237
4	2	1:51.669	24.552	141	51.832	174	35.285	170	241	21	1	1:50.997	24.193	143	51.493	170	35.311	182	236
5	2	1:51.629	24.384	144	51.464	172	35.781	185	240	22	1	1:52.689	24.455	138	52.576	172	35.658	182	234
6	2	1:50.009	24.334	138	50.991	174	34.684	185	237	23	1	1:51.201	24.394	142	51.494	171	35.313	183	234
7	2	1:49.603	24.158	142	50.530	175	34.915	185	237	24	1	1:50.656	24.210	142	51.070	172	35.376	182	235
8	2	1:55.178	24.190	141	50.637	174	40.351	48	238	25	1	1:50.495	24.262	141	51.131	173	35.102	183	236
9	2	2:02.526	37.096	142	50.661	174	34.769	185	237	26	1	1:50.366	24.280	143	50.985	172	35.101	183	236
10	2	1:49.647	24.267	143	50.584	174	34.796	185	237	27	1	1:50.834	24.488	140	51.187	172	35.159	184	236
11	2	1:50.479	24.201	142	51.093	173	35.185	184	239	28	1	1:51.047	24.223	142	51.569	171	35.255	182	235
12	2	1:49.686	24.183	141	50.713	175	34.790	186	237	29	1	1:50.729	24.398	142	51.154	173	35.177	182	237
13	2	1:49.894	24.237	142	50.742	174	34.915	185	238	30	1	1:50.552	24.361	142	51.054	172	35.137	183	237
14	2	1:50.116	24.266	138	51.015	175	34.835	185	237	31	1	1:50.992	24.492	140	51.124	173	35.376	183	236
15	2	1:56.294	24.334	140	51.267	174	40.693	49	239	32	1	1:50.924	24.385	141	51.165	173	35.374	181	238
16	1	3:19.842	1:53.538	141	51.111	173	35.193	183	236	33	1	1:51.098	24.619	140	51.058	173	35.421	183	236
17	1	1:50.871	24.448	141	51.209	172	35.214	181	236										

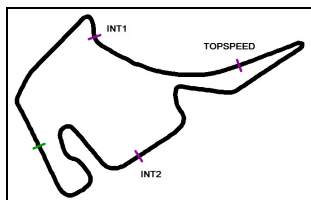
5 Stingu, ROM(#1) / Solombrino, DEU(#2)										theoretical besttime: 1:49.817									
1	2	2:01.483	30.832	141	53.841	165	36.810	180	232	17	2	1:50.964	24.786	140	50.740	173	35.438	180	235
2	2	1:52.107	24.936	137	51.646	170	35.525	182	237	18	2	1:56.814	24.936	140	51.105	163	40.773	53	235
3	2	1:50.523	24.404	140	51.026	174	35.093	182	238	19	1	3:25.420	1:54.974	134	53.244	167	37.202	173	232
4	2	1:50.906	24.377	141	51.596	173	34.933	183	237	20	1	1:56.538	26.046	136	52.271	171	38.221	174	236
5	2	1:51.974	24.864	140	51.617	167	35.493	182	237	21	1	2:16.574	37.166	118	58.538	160	40.870	174	230

ver: 1.0

www.adac.de/motorsport

Page 1/ 6 printed: 20.9.2020 16:00





ADAC GT4 Germany

Sector List Race 2

Provisional



DMSB Reg. Nr.: R-11498/20

Hockenheimring, Length: 4574m

Air temperature: 24.72°C

Track temperature: 37.4°C

Weather condition: Dry

Sunday, September 20, 2020 14:40:00

Lap	Id	Time	SE1	SP1	SE2	SP2	SE3	SP3	TSP	Lap	Id	Time	SE1	SP1	SE2	SP2	SE3	SP3	TSP
6	2	1:50.377	24.937	138	50.597	173	34.843	183	238	22	1	1:57.904	26.747	135	53.543	168	37.614	176	234
7	2	1:51.041	24.475	136	51.204	174	35.362	182	236	23	1	1:55.295	25.723	137	52.421	169	37.151	178	235
8	2	1:50.408	24.532	141	50.699	175	35.177	181	236	24	1	1:55.255	25.493	137	52.136	168	37.626	178	234
9	2	1:50.478	24.644	141	50.778	173	35.056	181	235	25	1	1:55.368	25.754	130	52.267	169	37.347	178	233
10	2	1:50.411	24.560	141	50.657	173	35.194	181	235	26	1	1:59.525	25.739	137	54.935	167	38.851	167	203
11	2	1:50.666	24.521	142	50.721	166	35.424	181	235	27	1	1:58.749	27.019	131	53.964	167	37.766	177	214
12	2	1:50.576	24.661	135	50.982	174	34.933	183	235	28	1	1:55.587	25.572	141	52.497	167	37.518	178	234
13	2	1:50.796	24.612	140	51.193	175	34.991	181	234	29	1	1:56.473	25.786	141	52.710	166	37.977	175	231
14	2	1:51.165	24.512	141	51.222	174	35.431	181	235	30	1	1:56.068	26.002	132	52.678	170	37.388	177	232
15	2	1:51.048	24.635	140	50.864	175	35.549	180	234	31	1	1:57.620	25.394	139	52.837	169	39.389	174	233
16	2	1:51.494	24.967	137	51.196	170	35.331	179	234	32	1	1:56.286	26.329	136	52.628	168	37.329	178	235

8 Suabo, DEU(#1) / Dienst, DEU(#2)

theoretical besttime: 1:49.481

1	2	1:54.850	27.981	140	51.752	170	35.117	181	231	10	2	1:49.673	24.247	141	50.787	172	34.639	183	233
2	2	1:50.232	24.319	142	50.938	172	34.975	182	235	11	2	1:49.692	24.218	141	50.819	172	34.655	182	232
3	2	1:50.228	24.286	141	51.038	171	34.904	181	233	12	2	1:49.560	24.158	141	50.773	173	34.629	183	231
4	2	1:49.897	24.177	141	50.965	171	34.755	182	230	13	2	1:49.660	24.262	141	50.814	172	34.584	183	232
5	2	1:49.782	24.170	141	50.886	172	34.726	183	231	14	2	1:49.904	24.348	142	50.927	172	34.629	182	232
6	2	1:49.693	24.222	142	50.793	173	34.678	183	232	15	2	1:50.073	24.200	142	51.114	173	34.759	183	232
7	2	1:49.938	24.324	141	50.923	172	34.691	181	232	16	2	1:50.063	24.242	141	50.877	172	34.944	182	233
8	2	1:49.810	24.275	142	50.803	172	34.732	181	232	17	2	1:59.925	24.398	142	54.896	167	40.631	58	234
9	2	1:49.541	24.212	142	50.739	172	34.590	181	232										

9 Neumann, BUL(#1) / Bölting, DEU(#2)

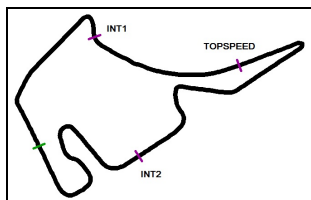
theoretical besttime: 1:50.519

1	2	2:04.912	32.895	137	53.816	160	38.201	179	238	18	1	1:50.845	24.643	144	50.611	171	35.591	182	242
2	2	1:52.988	25.550	140	51.405	169	36.033	178	240	19	1	1:50.624	24.498	143	50.560	173	35.566	183	243
3	2	1:52.349	25.048	143	51.451	170	35.850	180	241	20	1	1:52.465	24.479	141	51.863	173	36.123	181	242
4	2	1:52.272	25.133	144	51.360	170	35.779	179	240	21	1	2:15.952	25.156	123	1:12.847	168	37.949	181	225
5	2	1:51.428	24.627	143	51.145	169	35.656	182	238	22	1	1:54.311	24.937	142	52.714	169	36.660	183	242
6	2	1:50.911	24.657	143	50.774	169	35.480	181	242	23	1	1:52.034	25.104	141	51.212	172	35.718	184	242
7	2	1:50.991	24.645	143	50.843	172	35.503	180	241	24	1	1:53.155	24.529	144	51.504	171	37.122	180	242
8	2	1:53.031	25.291	145	51.810	171	35.930	179	242	25	1	1:51.122	24.596	144	50.903	172	35.623	182	242
9	2	1:51.592	24.700	143	51.145	171	35.747	181	243	26	1	1:51.255	24.634	144	51.065	172	35.556	184	242
10	2	1:51.018	24.667	143	50.793	172	35.558	184	243	27	1	1:50.763	24.494	144	50.604	173	35.665	183	241
11	2	1:53.775	25.386	131	52.399	171	35.990	180	238	28	1	1:50.941	24.629	143	50.802	173	35.510	184	242
12	2	1:51.536	24.913	142	50.829	162	35.794	183	241	29	1	1:51.456	24.713	143	50.895	171	35.848	183	244
13	2	1:51.702	24.737	143	51.102	171	35.863	183	238	30	1	1:51.526	24.981	142	50.996	172	35.549	183	241
14	2	1:58.083	24.692	143	51.072	169	42.319	43	238	31	1	1:50.832	24.614	144	50.603	173	35.615	184	244
15	1	3:21.288	1:54.012	142	51.289	172	35.987	183	242	32	1	1:51.388	24.561	143	51.141	173	35.686	185	244
16	1	1:51.739	24.842	142	51.059	172	35.838	181	242	33	1	1:52.880	25.474	144	51.668	173	35.738	184	243
17	1	1:51.000	24.539	142	50.658	172	35.803	181	243										

10 Erlbacher, AUT(#1) / Dupre, DEU(#2)

theoretical besttime: 1:50.323

1	2	2:02.087	31.278	131	54.949	161	35.860	177	232	18	1	1:51.062	24.882	142	51.147	173	35.033	182	234
2	2	1:52.792	24.823	140	51.895	170	36.074	180	237	19	1	1:51.086	24.828	143	51.277	173	34.981	182	234
3	2	1:51.575	24.754	141	51.519	170	35.302	180	236	20	1	1:50.905	24.647	141	51.101	173	35.157	182	235
4	2	1:50.630	24.674	142	50.898	171	35.058	180	235	21	1	2:00.675	25.155	113	55.850	158	39.670	176	231
5	2	1:51.510	24.593	139	51.235	172	35.682	179	236	22	1	1:56.914	26.264	134	54.156	169	36.494	178	232
6	2	1:51.971	24.493	141	52.171	171	35.307	181	238	23	1	1:53.750	24.912	142	52.956	171	35.882	181	235
7	2	1:50.510	24.625	141	50.850	172	35.035	179	235	24	1	1:51.710	24.928	143	51.362	172	35.420	181	235
8	2	1:51.562	24.578	141	51.815	172	35.169	179	236	25	1	1:51.774	24.941	142	51.624	173	35.209	182	236
9	2	1:51.415	24.798	142	50.997	171	35.620	180	236	26	1	1:51.641	24.809	143	51.407	173	35.425	181	236
10	2	1:51.228	24.608	143	51.335	170	35.285	180	236	27	1	1:51.572	24.680	142	51.437	171	35.455	182	235
11	2	1:50.932	24.572	141	51.252	173	35.108	180	234	28	1	1:53.287	25.020	143	51.587	172	36.680	179	236
12	2	1:50.777	24.645	139	51.152	172	34.980	180	234	29	1	1:51.564	25.041	143	51.275	172	35.248	182	235
13	2	1:50.608	24.505	142	51.011	173	35.092	180	235	30	1	1:51.871	24.973	143	51.380	173	35.518	181	236
14	2	1:50.842	24.610	142	51.143	172	35.089	181	234	31	1	1:52.127	25.095	143	51.385	171	35.647	182	236
15	2	2:07.411	38.063	108	53.575	167	35.773	179	229	32	1	1:52.757	25.192	142	51.332	172	36.233	180	236
16	2	1:55.655	24.847	141	51.078	171	39.730	58	234	33	1	1:52.108	25.314	142	51.483	172	35.311	182	234
17	1	3:24.858	1:58.249	143	51.438	171	35.171	181	234										



ADAC GT4 Germany

Sector List Race 2

Provisional



Hockenheimring, Length: 4574m

Air temperature: 24.72°C

Track temperature: 37.4°C

Weather condition: Dry

DMSB Reg. Nr.: R-11498/20

Sunday, September 20, 2020 14:40:00

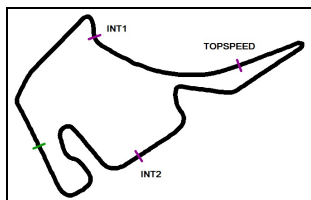
Lap	Id	Time	SE1	SP1	SE2	SP2	SE3	SP3	TSP	Lap	Id	Time	SE1	SP1	SE2	SP2	SE3	SP3	TSP
14	Kreuzpointner, DEU(#1) / Kreuzpointner, DEU(#2)									theoretical besttime: 1:52.929									
1	2	2:03.508	31.783	134	54.698	159	37.027	181	240	3	2	3:17.485	46.985	87	1:21.921	107	1:08.579	34	111
2	2	1:53.512	24.604	142	51.298	171	37.610	117	240										

19	O Dey, DEU(#1) / Tauscher, DEU(#2)									theoretical besttime: 1:49.716									
1	2	1:57.564	29.371	135	52.656	167	35.537	182	233	18	1	3:21.284	1:54.221	141	51.422	170	35.641	182	240
2	2	1:51.034	24.572	142	51.220	171	35.242	181	241	19	1	1:50.854	24.704	142	50.849	171	35.301	180	242
3	2	1:50.401	24.406	142	50.955	173	35.040	183	241	20	1	1:51.409	24.805	141	51.118	172	35.486	181	241
4	2	1:50.306	24.401	143	50.864	172	35.041	183	241	21	1	1:50.939	24.741	142	50.878	171	35.320	183	242
5	2	1:51.034	24.280	143	51.096	171	35.658	183	240	22	1	1:54.898	25.518	139	52.375	170	37.005	180	241
6	2	1:50.159	24.378	143	50.832	174	34.949	184	242	23	1	1:53.262	25.792	142	51.752	168	35.718	183	243
7	2	1:50.141	24.209	144	51.073	172	34.859	183	243	24	1	1:51.408	24.828	143	51.131	172	35.449	183	241
8	2	1:49.919	24.173	142	50.782	174	34.964	183	241	25	1	1:50.810	24.484	144	51.033	170	35.293	184	242
9	2	1:49.912	24.233	143	50.753	170	34.926	182	241	26	1	1:50.852	24.507	143	51.007	171	35.338	184	242
10	2	1:50.128	24.400	141	50.882	174	34.846	183	241	27	1	1:51.077	24.731	143	50.841	173	35.505	183	242
11	2	1:50.375	24.345	143	51.000	170	35.030	183	241	28	1	1:51.043	24.698	142	50.993	170	35.352	183	242
12	2	1:50.142	24.208	143	50.697	173	35.237	180	242	29	1	1:51.326	24.898	143	51.087	172	35.341	183	242
13	2	1:50.188	24.416	144	50.889	173	34.883	183	241	30	1	1:51.223	24.763	142	51.090	170	35.370	184	242
14	2	1:50.084	24.235	144	50.885	174	34.964	183	241	31	1	1:51.314	24.720	144	51.105	173	35.489	185	243
15	2	1:50.294	24.341	142	50.970	173	34.983	183	241	32	1	1:51.824	25.169	143	51.065	171	35.590	183	243
16	2	1:50.412	24.293	143	51.007	170	35.112	182	241	33	1	1:53.277	25.696	136	51.728	171	35.853	181	227
17	2	1:55.652	24.496	142	51.271	172	39.885	54	241										

21	Fetzer, DEU(#1) / Sturm, DEU(#2)									theoretical besttime: 1:50.475									
1	2	1:58.213	30.030	141	52.387	170	35.796	183	237	12	2	1:51.462	24.715	138	51.471	170	35.276	180	238
2	2	1:51.463	24.487	144	51.694	169	35.282	180	241	13	2	1:52.098	25.245	140	51.667	172	35.186	180	238
3	2	1:51.139	24.539	139	51.448	171	35.152	178	237	14	2	1:51.383	24.534	140	51.676	170	35.173	181	238
4	2	1:53.302	24.516	140	52.363	166	36.423	180	236	15	2	1:52.596	24.667	141	52.470	170	35.459	180	236
5	2	1:52.025	24.563	140	51.854	167	35.608	180	238	16	2	1:56.276	24.832	140	51.775	170	39.669	60	235
6	2	1:52.228	24.969	138	51.957	171	35.302	180	238	17	2	3:21.412	1:54.926	142	51.227	172	35.259	181	242
7	2	1:51.298	24.462	140	51.547	170	35.289	181	238	18	1	1:50.933	24.592	143	51.009	170	35.332	182	242
8	2	1:51.388	24.443	140	51.487	167	35.458	179	238	19	1	1:51.470	24.701	142	50.951	171	35.818	182	243
9	2	1:52.340	24.604	140	52.154	169	35.582	180	238	20	1	1:51.207	24.906	141	50.880	172	35.421	182	243
10	2	1:51.590	24.588	139	51.796	170	35.206	180	237	21	1	2:10.689	27.529	123	56.148	146	47.012	54	233
11	2	1:51.916	24.972	135	51.409	171	35.535	180	238										

22	Kasperlik, DEU(#1) / Möller-Madsen, DNK(#2)									theoretical besttime: 1:49.352									
1	2	1:54.300	27.769	140	51.576	170	34.955	182	238	18	2	1:54.953	24.386	142	50.716	172	39.851	55	245
2	2	1:50.008	24.359	141	50.645	171	35.004	182	240	19	1	3:22.440	1:55.995	142	51.160	170	35.285	182	239
3	2	1:49.690	24.113	142	50.514	171	35.063	181	241	20	1	1:50.856	24.543	140	51.151	170	35.162	182	240
4	2	1:49.526	24.135	141	50.512	171	34.879	182	240	21	1	1:50.801	24.484	140	51.095	171	35.222	183	241
5	2	1:49.800	24.182	142	50.602	169	35.016	182	240	22	1	1:54.180	24.646	136	52.786	163	36.748	181	239
6	2	1:49.695	24.288	142	50.548	171	34.859	183	240	23	1	1:52.491	25.261	139	51.703	171	35.527	181	240
7	2	1:49.429	24.069	142	50.481	172	34.879	181	241	24	1	1:51.520	24.814	141	51.176	169	35.530	181	241
8	2	1:49.605	24.199	141	50.532	171	34.874	183	241	25	1	1:51.344	24.766	140	51.147	169	35.431	181	241
9	2	1:49.532	24.222	141	50.472	171	34.838	182	241	26	1	1:51.252	24.726	142	51.073	171	35.453	183	242
10	2	1:49.583	24.229	141	50.445	172	34.909	182	240	27	1	1:51.183	24.729	141	51.202	170	35.252	183	241
11	2	1:49.828	24.133	141	50.605	173	35.090	183	240	28	1	1:51.353	24.948	139	51.060	172	35.345	182	241
12	2	1:49.907	24.160	142	50.557	172	35.190	183	240	29	1	1:51.255	24.716	139	51.215	170	35.324	182	241
13	2	1:49.608	24.162	143	50.471	172	34.975	183	241	30	1	1:51.140	24.623	141	51.139	171	35.378	183	242
14	2	1:49.713	24.214	141	50.483	172	35.016	181	241	31	1	1:51.258	24.667	140	51.101	171	35.490	180	242
15	2	1:49.887	24.342	142	50.568	173	34.977	182	241	32	1	1:52.270	24.870	136	51.468	170	35.932	180	242
16	2	1:50.066	24.189	142	50.655	172	35.222	181	241	33	1	1:54.136	26.916	137	51.470	171	35.750	182	242
17	2	1:49.916	24.375	143	50.501	171	35.040	181	242										

23	Falkenbach, DEU(#1) / Piro, DEU(#2)									theoretical besttime: 1:52.834									
1	2	2:04.084	31.362	125	55.851	158	36.871	180	224	3	2	2:54.995	40.291	95	1:18.805	120	55.899	51	111
2	2	1:55.074	24.493	140	51.470	169	39.111	99	230										



ADAC GT4 Germany

Sector List Race 2

Provisional



DMSB Reg. Nr.: R-11498/20

Sunday, September 20, 2020 14:40:00

Hockenheimring, Length: 4574m

Air temperature: 24.72°C

Track temperature: 37.4°C

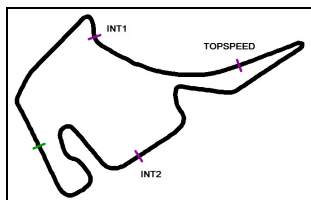
Weather condition: Dry

Lap	Id	Time	SE1	SP1	SE2	SP2	SE3	SP3	TSP	Lap	Id	Time	SE1	SP1	SE2	SP2	SE3	SP3	TSP
24 Janits, AUT(#1) / Kofler, AUT(#2)										theoretical besttime: 1:49.201									
1	2	1:54.629	28.073	140	51.515	167	35.041	180	231	18	2	1:54.874	24.323	142	50.967	170	39.584	54	232
2	2	1:50.180	24.255	140	51.056	167	34.869	180	231	19	1	3:28.060	2:01.635	140	51.267	168	35.158	181	230
3	2	1:50.854	24.296	140	51.504	169	35.054	179	231	20	1	1:50.999	24.597	142	51.169	171	35.233	180	232
4	2	1:50.065	24.405	139	50.932	169	34.728	180	229	21	1	1:50.740	25.066	141	50.929	171	34.745	182	230
5	2	1:49.828	24.270	141	50.845	170	34.713	180	229	22	1	1:54.886	24.444	141	53.346	164	37.096	179	231
6	2	1:49.812	24.254	141	50.986	170	34.572	180	232	23	1	1:51.804	24.767	139	51.579	169	35.458	181	231
7	2	1:49.737	24.212	141	51.066	170	34.459	181	231	24	1	1:50.897	24.653	142	50.907	170	35.337	179	232
8	2	1:49.685	24.191	141	50.678	170	34.816	180	233	25	1	1:50.622	24.604	143	50.990	170	35.028	180	232
9	2	1:50.174	24.485	140	51.165	169	34.524	180	232	26	1	1:50.017	24.399	143	50.795	171	34.823	181	232
10	2	1:49.767	24.304	141	51.008	169	34.455	181	231	27	1	1:49.903	24.353	144	50.775	171	34.775	181	231
11	2	1:49.369	24.174	140	50.648	171	34.547	180	232	28	1	1:50.011	24.363	143	50.819	171	34.829	181	230
12	2	1:49.402	24.231	141	50.683	171	34.488	181	232	29	1	1:49.872	24.232	144	50.758	171	34.882	181	232
13	2	1:49.471	24.098	142	50.744	171	34.629	181	233	30	1	1:50.155	24.458	142	50.823	171	34.874	182	231
14	2	1:49.914	24.399	142	50.791	171	34.724	180	233	31	1	1:50.660	24.451	142	51.423	171	34.786	183	233
15	2	1:50.190	24.277	142	50.896	171	35.017	180	233	32	1	1:51.217	24.546	142	50.894	171	35.777	180	233
16	2	1:49.967	24.307	140	50.967	171	34.693	181	231	33	1	1:50.614	24.850	140	50.937	170	34.827	182	231
17	2	1:50.705	24.381	142	51.570	170	34.754	180	233										

Lap	Id	Time	SE1	SP1	SE2	SP2	SE3	SP3	TSP	Lap	Id	Time	SE1	SP1	SE2	SP2	SE3	SP3	TSP
25 Richter, DEU(#1) / Schraml, DEU(#2)										theoretical besttime: 1:49.575									
1	2	1:55.506	28.552	142	51.604	172	35.350	183	243	18	1	3:22.946	1:56.077	140	51.193	170	35.676	181	241
2	2	1:50.759	24.363	141	50.959	173	35.437	183	243	19	1	1:51.631	24.734	142	51.195	172	35.702	182	239
3	2	1:50.049	24.396	142	50.568	175	35.085	183	240	20	1	1:51.408	24.478	142	51.289	169	35.641	179	243
4	2	1:51.122	24.977	143	51.023	173	35.122	183	243	21	1	1:51.054	24.622	144	50.987	171	35.445	184	242
5	2	1:49.993	24.288	142	50.697	173	35.008	182	242	22	1	1:55.162	24.605	142	52.861	167	37.696	180	242
6	2	1:50.003	24.348	142	50.751	173	34.904	183	243	23	1	1:52.734	25.277	140	51.695	170	35.762	182	242
7	2	1:49.855	24.128	141	50.670	172	35.057	183	242	24	1	1:53.100	25.268	129	52.390	170	35.442	182	239
8	2	1:50.376	24.669	141	50.658	174	35.049	183	242	25	1	1:51.312	24.786	141	51.022	171	35.504	182	243
9	2	1:49.989	24.275	141	50.687	174	35.027	183	241	26	1	1:51.574	24.718	141	51.172	171	35.684	182	242
10	2	1:49.903	24.245	143	50.605	174	35.053	183	242	27	1	1:51.706	24.821	141	51.236	172	35.649	179	243
11	2	1:49.994	24.515	142	50.543	175	34.936	183	242	28	1	1:51.258	24.868	142	50.882	171	35.508	183	241
12	2	1:50.150	24.492	141	50.642	175	35.016	184	241	29	1	1:50.869	24.657	143	50.939	173	35.273	183	244
13	2	1:49.882	24.260	141	50.682	175	34.940	184	241	30	1	1:51.194	24.753	143	50.857	171	35.584	183	244
14	2	1:50.382	24.443	141	50.908	175	35.031	184	241	31	1	1:51.378	24.856	143	51.245	172	35.277	184	243
15	2	1:50.208	24.512	143	50.686	174	35.010	185	241	32	1	1:51.101	24.825	143	50.845	170	35.431	182	243
16	2	1:50.304	24.468	141	50.768	173	35.068	183	242	33	1	1:52.881	24.969	142	51.867	174	36.045	182	242
17	2	1:56.107	24.493	142	51.245	173	40.369	56	241										

Lap	Id	Time	SE1	SP1	SE2	SP2	SE3	SP3	TSP	Lap	Id	Time	SE1	SP1	SE2	SP2	SE3	SP3	TSP
26 Kieffer, LUX(#1) / Kosch, LUX(#2)										theoretical besttime: 1:50.387									
1	2	1:59.651	30.573	133	52.857	168	36.221	180	238	18	1	3:19.856	1:53.333	141	51.101	170	35.422	180	239
2	2	1:55.053	25.133	139	53.344	160	36.576	180	240	19	1	1:50.923	24.472	142	51.047	170	35.404	183	239
3	2	1:51.302	24.628	139	51.553	170	35.121	181	240	20	1	1:51.723	24.813	134	51.183	172	35.727	178	238
4	2	1:50.805	24.321	139	51.129	170	35.355	180	238	21	1	1:51.341	25.020	141	50.945	171	35.376	182	240
5	2	1:51.489	24.496	139	51.458	170	35.535	182	240	22	1	1:52.467	24.633	141	52.101	170	35.733	180	238
6	2	1:53.263	24.622	139	52.222	170	36.419	181	242	23	1	1:51.927	24.682	142	51.483	167	35.762	181	241
7	2	1:51.079	24.633	139	51.289	171	35.157	181	239	24	1	1:51.330	24.613	141	51.264	170	35.453	182	240
8	2	1:51.005	24.363	140	51.271	169	35.371	180	241	25	1	1:50.835	24.477	142	50.951	170	35.407	180	241
9	2	1:51.400	24.614	140	51.157	170	35.629	180	241	26	1	1:51.278	24.533	141	51.383	171	35.362	182	241
10	2	1:51.492	24.620	138	51.362	171	35.510	179	240	27	1	1:51.348	24.670	142	51.425	172	35.253	182	241
11	2	1:51.492	24.775	138	51.472	172	35.245	182	241	28	1	1:51.993	24.756	142	51.790	169	35.447	180	240
12	2	1:51.312	24.446	140	51.438	172	35.428	181	241	29	1	1:51.392	24.585	142	51.213	171	35.594	181	241
13	2	1:51.828	24.561	141	51.943	172	35.324	181	239	30	1	1:50.969	24.468	142	51.240	172	35.261	183	241
14	2	1:51.353	24.654	140	51.535	170	35.164	181	241	31	1	1:51.372	24.672	142	51.209	170	35.491	182	241
15	2	1:52.957	24.585	141	52.941	167	35.431	180	239	32	1	1:51.499	24.647	143	51.271	170	35.581	181	241
16	2	1:51.609	24.464	142	51.602	169	35.543	180	241	33	1	1:51.931	24.841	142	51.230	171	35.860	181	237
17	2	1:55.663	24.636	140	51.163	171	39.864	51	238										

Lap	Id	Time	SE1	SP1	SE2	SP2	SE3	SP3	TSP	Lap	Id	Time	SE1	SP1	SE2	SP2	SE3	SP3	TSP
27 Grotstollen, DEU(#1) / Braun, DEU(#2)										theoretical besttime: 1:50.378									
1	2	2:00.574	32.036	136	52.956	170	35.582	183	235	18	1	3:22.574	1:55.124	138	51.875	170	35.575	182	236
2	2	1:51.276	24.845	140	51.377	173	35.054	184	241	19	1	1:52.387	24.762	139	51.664	167	35.961	178	236
3	2	1:51.058	24.364	139	51.572	174	35.122	184	239	20	1	1:52.786	24.783	141	52.137	169	35.866	179	237
4	2	2:01.429	24.576	141	1:01.467	169	35.386	182	240	21	1	2:02.078	25.306	125	57.560	157	39.212	180	235
5	2	1:50.475	24.411	140	50.991	172	35.073	184	237	22	1	1:56.955	25.923	124	53.865	169	37.167	180	234



ADAC GT4 Germany

Sector List Race 2

Provisional



DMSB Reg. Nr.: R-11498/20

Sunday, September 20, 2020 14:40:00

Hockenheimring, Length: 4574m

Air temperature: 24.72°C

Track temperature: 37.4°C

Weather condition: Dry

Lap	Id	Time	SE1	SP1	SE2	SP2	SE3	SP3	TSP	Lap	Id	Time	SE1	SP1	SE2	SP2	SE3	SP3	TSP
6	2	1:50.684	24.491	141	51.029	173	35.164	184	240	23	1	1:53.081	25.132	138	52.082	171	35.867	182	236
7	2	1:50.813	24.562	141	51.118	175	35.133	183	240	24	1	1:52.238	24.889	139	51.682	169	35.667	180	236
8	2	1:51.024	24.561	141	51.207	173	35.256	183	239	25	1	1:52.277	24.861	140	51.661	170	35.755	181	237
9	2	1:50.621	24.477	141	50.960	172	35.184	183	239	26	1	1:52.258	24.885	137	51.660	170	35.713	181	236
10	2	1:50.623	24.365	140	50.970	173	35.288	184	238	27	1	1:53.104	25.193	137	52.081	170	35.830	182	236
11	2	1:51.055	24.420	139	51.137	172	35.498	183	240	28	1	1:55.110	25.331	139	52.352	167	37.427	181	236
12	2	1:51.403	24.384	138	51.336	173	35.683	182	239	29	1	1:53.784	26.137	136	51.876	170	35.771	182	239
13	2	1:51.900	24.564	140	51.807	174	35.529	182	238	30	1	1:53.528	25.358	135	52.397	171	35.773	183	237
14	2	1:52.160	24.392	139	52.267	173	35.501	183	234	31	1	1:53.407	25.070	137	52.144	167	36.193	182	238
15	2	1:51.612	24.785	137	51.208	169	35.619	185	237	32	1	1:53.777	25.465	142	52.157	168	36.155	182	239
16	2	1:51.471	24.711	138	51.152	171	35.608	181	238	33	1	1:54.570	25.563	140	52.295	164	36.712	170	237
17	2	1:58.171	25.094	136	51.689	173	41.388	57	238										

48 Apotheloz, CHE(#1) / Trefz, DEU(#2)

theoretical besttime: 1:49.415

1	2	1:58.837	30.295	141	52.597	169	35.945	183	235	18	1	1:50.434	24.614	142	50.825	173	34.995	181	237
2	2	1:51.713	24.786	141	51.254	173	35.673	182	238	19	1	1:50.403	24.551	141	50.801	172	35.051	183	237
3	2	1:51.021	24.443	142	51.422	173	35.156	181	239	20	1	1:50.823	24.360	143	51.109	172	35.354	182	239
4	2	1:52.138	24.487	143	51.724	170	35.927	181	238	21	1	1:50.980	24.839	143	50.959	173	35.182	182	239
5	2	1:49.988	24.266	142	50.798	170	34.924	183	235	22	1	1:53.390	24.862	137	51.896	167	36.632	182	237
6	2	1:49.423	24.049	143	50.740	173	34.634	183	237	23	1	1:51.644	25.011	141	51.206	171	35.427	182	237
7	2	1:49.926	24.248	143	50.939	173	34.739	183	237	24	1	1:51.026	24.701	143	51.074	170	35.251	181	238
8	2	1:49.795	24.330	141	50.813	172	34.652	182	236	25	1	1:50.701	24.597	142	50.893	171	35.211	182	238
9	2	1:49.709	24.158	141	50.732	173	34.819	182	238	26	1	1:50.913	24.785	143	50.976	169	35.152	182	238
10	2	1:50.138	24.470	142	50.733	173	34.935	183	239	27	1	1:50.872	24.575	143	51.034	171	35.263	182	238
11	2	1:50.250	24.471	143	51.004	172	34.775	183	239	28	1	1:51.273	24.864	143	51.179	171	35.230	182	238
12	2	1:51.767	24.877	138	51.807	170	35.083	183	235	29	1	1:51.002	24.842	143	50.939	172	35.221	182	238
13	2	1:50.360	24.451	143	50.938	172	34.971	181	238	30	1	1:50.801	24.611	143	51.035	171	35.155	182	237
14	2	1:50.400	24.549	141	51.061	173	34.790	183	236	31	1	1:51.135	24.762	142	50.949	171	35.424	181	238
15	2	1:49.854	24.223	142	50.910	173	34.721	183	235	32	1	1:51.173	24.688	141	51.234	171	35.251	183	237
16	2	1:54.736	24.290	142	51.152	173	39.294	57	236	33	1	1:51.354	24.742	142	51.193	170	35.419	183	237
17	1	3:19.781	1:53.638	144	50.949	171	35.194	180	235										

59 Sizov, RUS(#1) / Stalidzane, DEU(#2)

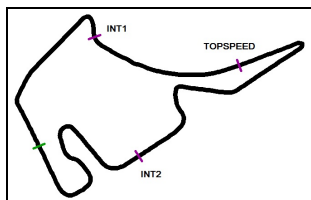
theoretical besttime: 1:50.391

1	2	2:02.411	33.190	135	53.385	168	35.836	187	226	17	1	1:51.148	24.674	145	50.963	171	35.511	181	242
2	2	1:51.704	24.658	147	51.322	175	35.724	184	244	18	1	1:50.925	24.473	144	51.049	170	35.403	185	240
3	2	1:50.803	24.324	144	51.293	174	35.186	186	246	19	1	1:52.118	24.459	144	51.279	167	36.380	179	241
4	2	1:51.066	24.384	145	51.354	175	35.328	186	247	20	1	1:58.180	25.488	142	51.557	171	41.135	54	240
5	2	1:51.424	24.537	141	51.170	173	35.717	185	242	21	1	2:14.359	39.105	116	55.533	158	39.721	180	240
6	2	1:52.469	25.034	142	52.164	172	35.271	183	242	22	1	1:56.189	25.900	138	53.743	170	36.546	183	241
7	2	1:50.673	24.507	142	51.031	173	35.135	184	242	23	1	1:52.536	24.926	141	51.773	170	35.837	184	244
8	2	1:51.247	24.440	144	51.302	170	35.505	183	241	24	1	1:51.645	24.696	143	51.416	168	35.533	184	242
9	2	1:50.913	24.384	143	51.313	172	35.216	184	242	25	1	1:51.659	24.991	144	51.088	172	35.580	184	241
10	2	1:50.606	24.363	143	51.076	173	35.167	184	243	26	1	1:51.561	24.715	143	51.220	168	35.626	184	241
11	2	1:51.112	24.597	144	51.182	173	35.333	185	242	27	1	1:51.792	24.598	143	51.572	169	35.622	184	242
12	2	1:50.705	24.411	144	50.954	173	35.340	183	242	28	1	1:53.541	25.082	140	52.185	168	36.274	181	241
13	2	1:51.168	24.501	145	51.153	173	35.514	185	241	29	1	1:51.741	24.730	144	51.445	170	35.566	184	241
14	2	1:55.820	24.503	143	51.021	171	40.296	52	242	30	1	1:51.809	24.764	141	51.425	171	35.620	184	241
15	1	3:21.136	1:54.610	144	51.236	168	35.290	184	242	31	1	1:52.398	25.317	144	51.358	169	35.723	181	242
16	1	1:51.205	24.663	143	50.932	167	35.610	183	242	32	1	2:00.427	24.926	145	51.296	170	44.205	53	242

69 Dörr, DEU(#1) / Martin-Dye, GBR(#2)

theoretical besttime: 1:49.585

1	2	1:57.099	29.384	140	52.405	168	35.310	183	237	18	2	1:56.177	24.507	143	50.707	172	40.963	49	242
2	2	1:50.676	24.426	144	50.896	173	35.354	182	240	19	1	3:21.012	1:54.140	143	51.276	169	35.596	181	241
3	2	1:50.603	24.478	142	50.758	173	35.367	183	242	20	1	1:51.207	24.610	144	51.101	170	35.496	180	241
4	2	1:50.358	24.176	144	51.004	173	35.178	184	245	21	1	1:50.738	24.639	145	50.654	169	35.445	184	242
5	2	1:50.696	24.191	144	51.370	168	35.135	185	246	22	1	1:54.017	24.836	135	52.679	170	36.502	184	242
6	2	1:49.984	24.322	144	50.681	173	34.981	185	243	23	1	1:52.534	25.000	144	52.075	171	35.459	184	239
7	2	1:49.863	24.091	144	50.766	173	35.006	184	242	24	1	1:50.700	24.498	145	50.766	168	35.436	180	242
8	2	1:50.310	24.275	143	50.785	171	35.250	183	243	25	1	1:51.098	24.604	144	50.863	167	35.631	183	243
9	2	1:50.141	24.305	144	50.775	173	35.061	184	241	26	1	1:50.646	24.519	146	50.704	173	35.423	184	243
10	2	1:50.098	24.249	143	50.620	173	35.229	183	241	27	1	1:50.964	24.673	146	50.777	172	35.514	183	243
11	2	1:50.324	24.570	143	50.653	172	35.101	184	242	28	1	1:51.003	24.883	146	50.753	170	35.367	185	243
12	2	1:49.889	24.368	143	50.513	174	35.008	185	242	29	1	1:51.004	24.729	146	50.841	171	35.434	183	242



ADAC GT4 Germany

Sector List Race 2

Provisional



Hockenheimring, Length: 4574m

Air temperature: 24.72°C

Track temperature: 37.4°C

Weather condition: Dry

DMSB Reg. Nr.: R-11498/20

Sunday, September 20, 2020 14:40:00

Lap	Id	Time	SE1	SP1	SE2	SP2	SE3	SP3	TSP	Lap	Id	Time	SE1	SP1	SE2	SP2	SE3	SP3	TSP
13	2	1:50.241	24.370	143	50.796	171	35.075	186	241	30	1	1:50.720	24.645	146	50.615	175	35.460	184	243
14	2	1:50.365	24.394	144	50.943	173	35.028	185	242	31	1	1:52.294	24.706	146	50.746	173	36.842	152	243
15	2	1:50.312	24.338	144	50.884	174	35.090	185	241	32	1	1:54.880	25.370	144	51.172	172	38.338	158	244
16	2	1:49.995	24.308	144	50.572	173	35.115	184	242	33	1	1:58.046	26.350	141	52.923	162	38.773	151	227
17	2	1:50.492	24.270	143	50.875	171	35.347	184	242										

71 Sasse, DEU(#1) / Tregurtha, GBR(#2)

theoretical besttime: 1:49.230

1	2	1:56.101	28.807	141	51.980	172	35.314	180	239	18	1	3:22.952	1:54.564	139	51.890	170	36.498	167	234
2	2	1:50.461	24.447	142	51.000	173	35.014	181	240	19	1	1:52.870	25.843	142	51.484	171	35.543	180	234
3	2	1:49.939	24.363	141	50.562	174	35.014	181	239	20	1	1:51.441	24.622	143	51.236	171	35.583	178	235
4	2	1:50.097	24.556	141	50.794	174	34.747	183	234	21	1	1:51.891	25.580	144	50.974	175	35.337	180	240
5	2	1:49.640	24.281	142	50.635	174	34.724	183	240	22	1	1:56.129	24.732	143	53.843	166	37.554	180	238
6	2	1:49.693	24.249	143	50.654	174	34.790	182	242	23	1	1:53.040	25.510	144	51.761	173	35.769	181	240
7	2	1:49.903	24.138	144	50.807	173	34.958	181	241	24	1	1:51.104	24.724	142	50.836	173	35.544	181	239
8	2	1:49.522	24.203	142	50.468	173	34.851	182	240	25	1	1:50.950	24.545	142	50.776	171	35.629	180	240
9	2	1:50.130	24.413	141	50.912	172	34.805	182	240	26	1	1:50.943	24.825	144	50.730	172	35.388	180	239
10	2	1:50.062	24.298	142	50.880	170	34.884	182	242	27	1	1:50.667	24.570	144	50.635	173	35.462	181	240
11	2	1:49.384	24.292	142	50.439	174	34.653	183	240	28	1	1:51.062	24.658	142	50.807	173	35.597	181	238
12	2	1:49.564	24.147	142	50.572	172	34.845	182	240	29	1	1:51.227	24.779	142	50.868	173	35.580	180	240
13	2	1:50.470	24.332	141	50.899	171	35.239	179	237	30	1	1:51.934	25.101	143	50.927	171	35.906	181	238
14	2	1:50.214	24.465	141	50.661	173	35.088	181	236	31	1	1:52.568	25.401	143	51.317	173	35.850	180	239
15	2	1:50.362	24.469	141	50.973	174	34.920	181	236	32	1	1:51.723	24.806	142	51.296	172	35.621	182	240
16	2	1:49.853	24.209	144	50.649	173	34.995	181	237	33	1	1:52.982	25.531	141	51.380	172	36.071	177	238
17	2	1:54.971	24.599	143	50.993	172	39.379	59	236										

89 Krabec, CZE(#1) / Marionec, DEU(#2)

theoretical besttime: 1:49.509

1	2	1:58.631	29.729	139	53.163	164	35.739	178	224	18	1	3:23.163	1:55.033	137	52.627	166	35.503	176	219
2	2	1:52.354	25.209	139	51.427	170	35.718	179	226	19	1	1:52.197	25.005	139	52.084	165	35.108	176	221
3	2	1:51.217	24.447	139	51.807	170	34.963	178	224	20	1	1:53.299	25.220	138	52.292	167	35.787	173	222
4	2	1:52.117	24.420	139	51.472	168	36.225	178	223	21	1	1:52.859	24.645	141	52.571	166	35.643	175	221
5	2	1:52.535	24.544	140	52.136	167	35.855	178	225	22	1	1:52.509	24.632	140	52.146	167	35.731	176	221
6	2	1:51.902	24.700	139	52.507	167	34.695	180	224	23	1	1:51.316	24.452	140	51.675	169	35.189	177	222
7	2	1:51.277	24.367	140	51.481	170	35.429	179	225	24	1	1:51.169	24.565	140	51.657	169	34.947	177	221
8	2	1:52.053	24.404	141	52.422	170	35.227	175	223	25	1	1:50.527	24.356	141	51.440	168	34.731	177	223
9	2	1:51.551	24.443	141	51.386	167	35.722	178	225	26	1	1:51.009	24.365	140	51.782	168	34.862	176	221
10	2	1:51.915	24.498	140	52.040	170	35.377	179	221	27	1	1:51.046	24.467	138	51.558	170	35.021	177	222
11	2	1:51.538	24.685	140	51.383	171	35.470	177	225	28	1	1:50.786	24.516	140	51.456	168	34.814	177	221
12	2	1:51.513	24.700	139	51.457	169	35.356	178	225	29	1	1:50.536	24.341	141	51.415	169	34.780	176	223
13	2	1:50.348	24.515	140	51.446	171	34.387	181	223	30	1	1:50.826	24.428	139	51.671	169	34.727	179	223
14	2	1:49.870	24.065	141	51.106	170	34.699	178	224	31	1	1:50.886	24.326	140	51.708	169	34.852	178	223
15	2	1:50.400	24.580	138	51.334	170	34.486	177	221	32	1	1:50.742	24.483	140	51.334	169	34.925	178	223
16	2	1:49.859	24.314	142	51.057	171	34.488	179	223	33	1	1:51.786	24.679	139	51.493	170	35.614	178	222
17	2	1:55.266	24.459	141	51.190	171	39.617	53	224										