

Final Classification

Result List

Stewards / Race Management

STEWARD	Harry Stüber
STEWARD	Karl-Heinz Stümpert
STEWARD	Siegfried Lehr
RACE DIRECTOR	Christian Vormann
CLERK OF THE COURSE	Georg Ziegahn
TECHNICAL DELEGATE	Adrian Sengpiel
CHIEF TIMEKEEPER	Steffen Ruhl

Weather Start/Finish

AIR	18.9°C
TRACK	28.8°C
CONDITIONS	Dry
PRESSURE	1005 hPa
AIR	19.8°C
TRACK	30.9°C
CONDITIONS	Dry
PRESSURE	1005 hPa

Track Information

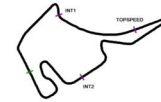
GREEN FLAG	11:51:55
CHEQUERED FLAG	12:25:33
SAFETY CAR PHASE	1
FULL COURSE YELLOW PHASE	0
TRACK NAME	Hockenheimring
TRACK LENGTH	4574m
TURN COUNT	17
TOTAL DISTANCE	77.75km
FASTEST LAP:	#88. DFU - 1:49.205

STARTED: 16 CLASSIFIED: 10 NOT CLASSIFIED: 6 DISQUALIFIED: 0

Nr.	Drivers	Team	Laps	Total Time	Gap	Kph	Lap	Time	Kph
Cl.	Car	Competitor							
1	13 A.Buri(FIN) Hyundai i30 N TCR	Hyundai Team Engstler(DEU) Engstler Motorsport	17	33:38.368		140.0	8	1:49.573	150.2
2	88 D.Fugel(DEU) Honda Civic FK7 TCR	Honda ADAC Sachsen(DEU) ADAC Sachsen e.V.	17	33:41.255	2.887	140.1	8	1:49.205	150.7
3	55 M.Fugel(DEU) J Honda Civic FK7 TCR	Honda ADAC Sachsen(DEU) ADAC Sachsen e.V.	17	33:43.000	4.632	139.6	6	1:49.339	150.5
4	8 R.Kircher(DEU) J VW Golf GTI TCR SEQ	VOLKSWAGEN Team OETTINGER(DEU) OETTINGER Sportsystems	17	33:44.256	5.888	139.7	9	1:49.731	150.0
5	17 A.Legutko(POL) J Honda Civic FK2 TCR	Albert Legutko Racing(POL) ADAC Berlin-Brandenburg e.V.	17	33:51.974	13.606	139.4	6	1:50.485	149.0
6	84 P.Walsdorf(DEU) Opel Astra TCR	Lubner Motorsport(DEU) Lubner Motorsport	17	33:55.358	16.990	139.0	6	1:50.428	149.1
7	92 D.Tovilavicius(LTU) VW Golf GTI TCR SEQ	SKUBA RACING Team(LTU) SKUBA RACING Team	17	33:56.025	17.657	139.1	7	1:50.588	148.8
8	21 S.Ladniak(POL) VW Golf GTI TCR SEQ	GT2 Motorsport(POL) gt2 motorsport s.r.o.	17	34:09.734	31.366	138.3	6	1:51.064	148.2
9	6 S.Redlich(DEU) Opel Astra TCR	Lubner Motorsport(DEU) Lubner Motorsport	17	34:10.156	31.788	138.3	7	1:51.230	148.0
10	56 G.Benninger(AUT) Cupra Leon Competicion TCR	Wimmer Werk Motorsport(AUT) Team Wimmer Werk Motorsport	17	34:35.003	56.635	137.3	13	1:52.959	145.7
Not classified									
24	F.Wimmer(AUT) Cupra Leon Competicion TCR	Wimmer Werk Motorsport(AUT) Team Wimmer Werk Motorsport	11	23:00.928	6LAPS	132.7	9	1:50.285	149.3
51	H.Salminen(FIN) VW Golf GTI TCR SEQ	Positione Motorsport(FIN) Positione Motorsport	8	18:10.914	9LAPS	121.7	6	1:50.648	148.8
101	N.Schelle(DEU) Hyundai i30 N TCR	Hyundai Team Engstler(DEU) Engstler Motorsport	2	5:27.345	15LAPS	90.8			
98	J.Seyffert(DEU) Hyundai i30 N TCR	HP Racing International(DEU) HP Racing International	1	2:48.010	16LAPS				
2	H.Proczyk(AUT) Hyundai i30 N TCR	HP Racing International(DEU) HP Racing International							
97	N.Gruber(AUT) J Hyundai i30 N TCR	Hyundai Team Engstler(DEU) Engstler Motorsport							

Fastest lap of the race. Car 88 driver Dominik Fugel on lap 8. Time 1:49.205, average speed 150.7 km/h.

Steward: Harry Stüber	Steward: Karl-Heinz Stümpert	Steward: Siegfried Lehr
-----------------------	------------------------------	-------------------------



Final Classification

Class Result List

Stewards / Race Management

STEWARD	Harry Stüber
STEWARD	Karl-Heinz Stümpert
STEWARD	Siegfried Lehr
RACE DIRECTOR	Christian Vormann
CLERK OF THE COURSE	Georg Ziegahn
TECHNICAL DELEGATE	Adrian Sengpiel
CHIEF TIMEKEEPER	Steffen Ruhl

Weather Start/Finish

AIR	18.9°C
TRACK	28.8°C
CONDITIONS	Dry
PRESSURE	1005 hPa
AIR	19.8°C
TRACK	30.9°C
CONDITIONS	Dry
PRESSURE	1005 hPa

Track Information

GREEN FLAG	11:51:55
CHEQUERED FLAG	12:25:33
SAFETY CAR PHASE	1
FULL COURSE YELLOW PHASE	0
TRACK NAME	Hockenheimring
TRACK LENGTH	4574m
TURN COUNT	17
TOTAL DISTANCE	77.75km
FASTEST LAP:	#88. DFU - 1:49.205

STARTED: 16 CLASSIFIED: 10 NOT CLASSIFIED: 6 DISQUALIFIED: 0

Nr.	Drivers	Team	Laps	Total Time	Gap	Kph	Lap	Time	Kph
	Car	Competitor							

CLASS: Junior

Started: 4	Classified: 3	Not Classified: 1							
1	55 M.Fugel(DEU) Honda Civic FK7 TCR	Honda ADAC Sachsen(DEU) ADAC Sachsen e.V.	17	33:43.000		139.6	6	1:49.339	150.5
2	8 R.Kircher(DEU) VW Golf GTI TCR SEQ	VOLKSWAGEN Team OETTINGER(DEU) OETTINGER Sportsystems	17	33:44.256	1.256	139.7	9	1:49.731	150.0
3	17 A.Legutko(POL) Honda Civic FK2 TCR	Albert Legutko Racing(POL) ADAC Berlin-Brandenburg e.V.	17	33:51.974	8.974	139.4	6	1:50.485	149.0

Not classified

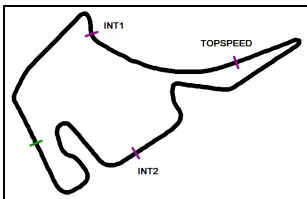
97 N.Gruber(AUT) Hyundai i30 N TCR	Hyundai Team Engstler(DEU) Engstler Motorsport
---------------------------------------	--

Fastest lap of the class. Car 55 driver Marcel Fugel on lap 6. Time 1:49.339, average speed 150.5 km/h.

Steward: Harry Stüber

Steward: Karl-Heinz Stümpert

Steward: Siegfried Lehr



ADAC TCR Germany

Lap Chart Race 2

Provisional

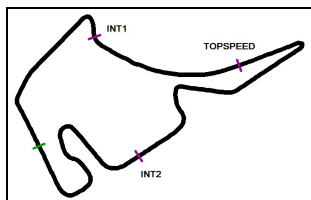


Hockenheimring, Length: 4574 m

Sunday, September 20, 2020 11:50:00

LapCha	1	2	3	4	5	6	7	8	9	10	11	12	13	14	15	16	17	18	19	20	21	22	23	24	25	26	27	28	29	30	31	32	33	34	35	36	37	38	39	40	41	42	43	44	45																	
LAP 1	55	13	8	24	84	88	17	92	51	21	6	101	56	.98	SC																																															
LAP 2	55	13	8	24	84	88	17	92	51	21	6	56	101	SC																																																
LAP 3	55	13	8	24	84	88	17	92	51	21	6	56																																																		
LAP 4	55	13	8	24	84	88	17	92	51	21	SC																																																			
LAP 4	6	56																																																												
LAP 5	55	13	8	24	88	84	17	92	51	21	6	56																																																		
LAP 6	55	13	8	88	24	84	17	92	51	21	6	56																																																		
LAP 7	55	13	8	88	24	84	17	92	51	21	6	56																																																		
LAP 8	55	13	8	88	24	84	17	92	21	6	56	.51																																																		
LAP 9	55	13	8	88	24	84	17	92	21	6	56																																																			
LAP 10	13	55	8	88	24	17	84	92	21	6	56																																																			
LAP 11	13	55	88	8	17	84	92	21	6	.24	56																																																			
LAP 12	13	55	88	8	17	84	92	21	6	56																																																				
LAP 13	13	55	8	88	17	84	92	21	6	56																																																				
LAP 14	13	55	8	88	17	84	92	21	6	56																																																				
LAP 15	13	55	88	8	17	84	92	21	6	56																																																				
LAP 16	13	88	55	8	17	84	92	21	6	56																																																				
LAP 17	13	88	55	8	17	84	92	21	6	56																																																				

.- PITSTOP ' - LAPBEHIND



ADAC TCR Germany

Sector List Race 2

Provisional



DMSB Reg. Nr.: R-11498/20

Hockenheimring, Length: 4574m

Air temperature: 19.79°C

Track temperature: 31.4°C

Weather condition: Dry

Sunday, September 20, 2020 11:50:00

Lap Id	Time	SE1	SP1	SE2	SP2	SE3	SP3	TSP	Lap Id	Time	SE1	SP1	SE2	SP2	SE3	SP3	TSP
2	Proczyk, AUT(#1)								theoretical besttime:								
1																	

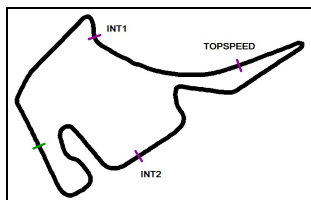
6 Redlich, DEU(#1)									theoretical besttime: 1:51.091								
1 0	2:25.517	34.745	133	1:05.428	117	45.344	102	182	10 0	1:51.916	24.676	145	51.667	172	35.573	180	235
2 0	2:30.381	38.411	131	1:05.662	108	46.308	89	174	11 0	1:51.611	24.503	146	51.452	173	35.656	183	236
3 0	2:29.947	38.300	130	1:04.337	91	47.310	104	154	12 0	1:52.571	24.618	145	52.229	173	35.724	181	235
4 0	2:24.853	32.607	130	1:08.237	119	44.009	182	191	13 0	1:52.238	24.845	146	51.728	173	35.665	183	236
5 0	1:51.905	24.819	146	51.729	173	35.357	180	232	14 0	1:53.860	24.786	146	52.960	173	36.114	182	235
6 0	1:51.634	24.963	139	51.340	172	35.331	181	234	15 0	1:52.845	24.682	146	52.287	173	35.876	182	235
7 0	1:51.230	24.558	145	51.257	173	35.415	182	234	16 0	1:53.510	25.085	145	52.435	170	35.990	181	230
8 0	1:51.588	24.637	144	51.287	173	35.664	182	235	17 0	1:53.123	24.840	145	52.414	172	35.869	182	236
9 0	1:51.427	24.580	145	51.451	173	35.396	182	234									

8 Kircher, DEU(#1)									theoretical besttime: 1:49.520								
1 0	2:18.510	31.272	144	1:02.648	118	44.590	138	209	10 0	1:50.421	24.139	143	51.425	174	34.857	183	232
2 0	2:30.573	37.004	117	1:07.834	116	45.735	138	157	11 0	1:51.521	24.655	144	52.077	173	34.789	184	230
3 0	2:30.010	37.064	130	1:05.982	126	46.964	132	150	12 0	1:50.472	24.129	143	51.432	174	34.911	183	235
4 0	2:27.938	32.387	108	1:09.405	130	46.146	183	153	13 0	1:50.585	24.331	142	51.133	172	35.121	183	235
5 0	1:50.180	24.262	146	51.258	175	34.660	183	238	14 0	1:50.928	24.357	141	51.457	173	35.114	184	235
6 0	1:49.953	24.260	145	51.045	174	34.648	183	237	15 0	1:51.239	24.407	143	51.762	172	35.070	183	235
7 0	1:49.826	24.134	145	51.065	172	34.627	183	235	16 0	1:51.055	24.505	142	51.436	172	35.114	182	236
8 0	1:49.735	24.213	145	50.784	175	34.738	182	235	17 0	1:51.579	24.531	143	51.642	172	35.406	182	235
9 0	1:49.731	24.109	144	50.918	173	34.704	183	236									

13 Buri, FIN(#1)									theoretical besttime: 1:49.462								
1 0	2:17.706	31.024	143	1:02.086	117	44.596	131	219	10 0	1:50.191	24.044	144	51.557	172	34.590	180	228
2 0	2:30.537	36.798	116	1:07.792	119	45.947	134	156	11 0	1:50.138	24.322	144	51.038	173	34.778	181	227
3 0	2:30.075	36.328	113	1:06.683	131	47.064	137	158	12 0	1:49.993	24.333	144	51.103	172	34.557	181	227
4 0	2:28.364	32.403	102	1:09.460	120	46.501	181	167	13 0	1:50.179	24.219	144	51.271	173	34.689	181	227
5 0	1:50.335	24.143	144	51.396	171	34.796	182	230	14 0	1:50.364	24.396	144	51.143	173	34.825	181	228
6 0	1:49.584	24.134	144	50.903	174	34.547	182	230	15 0	1:50.672	24.550	143	51.246	173	34.876	181	227
7 0	1:49.684	24.169	144	50.882	173	34.633	182	228	16 0	1:50.585	24.407	143	51.399	172	34.779	181	227
8 0	1:49.573	24.077	144	50.954	173	34.542	181	229	17 0	1:50.726	24.421	143	51.362	171	34.943	169	227
9 0	1:49.662	24.199	144	50.876	172	34.587	183	229									

17 Legutko, POL(#1)									theoretical besttime: 1:50.428								
1 0	2:22.323	32.920	142	1:03.976	103	45.427	104	228	10 0	1:51.860	24.954	141	51.824	172	35.082	180	224
2 0	2:30.361	36.887	133	1:06.989	113	46.485	121	139	11 0	1:50.626	24.283	142	51.213	171	35.130	180	227
3 0	2:29.847	37.745	131	1:05.220	101	46.882	113	155	12 0	1:50.816	24.308	142	51.379	170	35.129	180	225
4 0	2:26.108	32.528	124	1:08.929	124	44.651	181	132	13 0	1:50.964	24.464	143	51.204	170	35.296	179	227
5 0	1:51.260	24.573	143	51.514	173	35.173	182	229	14 0	1:51.224	24.562	143	51.441	170	35.221	180	226
6 0	1:50.485	24.268	142	51.261	171	34.956	181	232	15 0	1:50.967	24.311	140	51.475	170	35.181	181	226
7 0	1:50.724	24.275	141	51.395	171	35.054	181	232	16 0	1:51.034	24.383	143	51.388	171	35.263	180	227
8 0	1:50.881	24.383	141	51.372	171	35.126	181	231	17 0	1:51.157	24.350	139	51.523	170	35.284	180	226
9 0	1:51.337	24.718	141	51.393	169	35.226	180	230									

21 Ladniak, POL(#1)									theoretical besttime: 1:50.936								
1 0	2:24.848	34.356	137	1:04.902	98	45.590	91	219	10 0	1:51.929	24.725	141	51.828	172	35.376	179	230
2 0	2:30.158	37.780	139	1:06.041	117	46.337	93	142	11 0	1:51.964	24.801	142	51.600	171	35.563	180	230
3 0	2:30.008	37.784	141	1:04.784	92	47.440	110	162	12 0	1:52.527	24.816	142	52.209	171	35.502	179	230
4 0	2:24.804	32.307	129	1:08.622	113	43.875	182	156	13 0	1:52.326	24.858	142	51.906	170	35.562	179	229
5 0	1:51.967	25.166	138	51.653	173	35.148	181	234	14 0	1:53.747	24.881	143	53.188	170	35.678	180	229
6 0	1:51.064	24.548	143	51.240	173	35.276	180	231	15 0	1:53.216	24.748	140	52.317	170	36.151	179	228
7 0	1:51.402	24.774	144	51.304	173	35.324	181	231	16 0	1:53.276	25.105	139	52.370	169	35.801	179	230
8 0	1:51.809	24.760	142	51.554	172	35.495	180	231	17 0	1:53.278	24.927	143	52.584	170	35.767	179	229
9 0	1:51.411	24.563	144	51.429	170	35.419	180	231									



ADAC TCR Germany

Sector List Race 2

Provisional



Hockenheimring, Length: 4574m

Air temperature: 19.79°C

Track temperature: 31.4°C

Weather condition: Dry

DMSB Reg. Nr.: R-11498/20

Sunday, September 20, 2020 11:50:00

Lap	Id	Time	SE1	SP1	SE2	SP2	SE3	SP3	TSP	Lap	Id	Time	SE1	SP1	SE2	SP2	SE3	SP3	TSP
24		Wimmer, AUT(#1)	theoretical besttime: 1:50.063																
1	0	2:20.056	31.827	142	1:02.945	111	45.284	115	219	7	0	1:50.520	24.180	142	51.249	173	35.091	181	232
2	0	2:29.941	36.426	124	1:07.752	110	45.763	139	143	8	0	1:50.430	24.288	142	51.214	174	34.928	182	232
3	0	2:30.165	37.318	121	1:06.063	114	46.784	120	168	9	0	1:50.285	24.289	143	51.069	172	34.927	182	232
4	0	2:27.321	32.250	108	1:09.127	130	45.944	183	150	10	0	1:50.811	24.295	142	51.478	172	35.038	181	230
5	0	1:50.661	24.466	144	51.216	174	34.979	181	234	11	0	2:09.737	24.581	142	55.231	107	49.925	48	201
6	0	1:51.001	24.606	140	51.581	173	34.814	183	229										

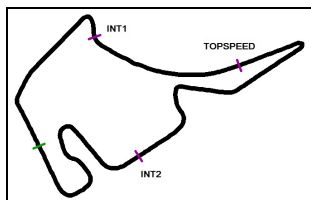
51		Salminen, FIN(#1)	theoretical besttime: 1:50.288																
1	0	2:24.144	34.159	138	1:04.387	111	45.598	103	221	5	0	1:51.163	25.265	143	50.936	176	34.962	182	235
2	0	2:30.152	36.962	133	1:06.667	113	46.523	105	149	6	0	1:50.648	24.542	139	51.140	174	34.966	183	235
3	0	2:29.968	37.644	133	1:05.193	87	47.131	110	171	7	0	1:50.868	24.524	144	51.493	174	34.851	184	237
4	0	2:25.421	32.475	130	1:08.815	112	44.131	182	140	8	0	2:48.550	24.501	144	1:14.285	95	1:09.764	42	236

55		Fugel, DEU(#1)	theoretical besttime: 1:49.271																
1	0	2:16.404	29.898	143	1:01.881	120	44.625	139	224	10	0	1:51.074	24.183	143	52.188	171	34.703	180	230
2	0	2:31.136	36.257	105	1:08.665	125	46.214	134	176	11	0	1:50.574	24.360	143	51.580	173	34.634	182	227
3	0	2:30.140	36.325	108	1:06.709	135	47.106	136	161	12	0	1:51.086	24.281	142	52.161	172	34.644	180	226
4	0	2:28.702	32.468	106	1:09.360	126	46.874	181	148	13	0	1:50.593	24.239	142	51.600	172	34.754	182	228
5	0	1:50.132	24.011	144	51.691	172	34.430	181	225	14	0	1:51.040	24.420	142	51.834	172	34.786	181	227
6	0	1:49.339	24.079	144	51.048	173	34.212	181	225	15	0	1:51.041	24.415	142	51.872	170	34.754	181	226
7	0	1:49.618	24.212	143	51.082	174	34.324	181	225	16	0	1:51.173	24.366	142	51.978	172	34.829	182	227
8	0	1:49.748	24.127	144	51.184	173	34.437	181	225	17	0	1:51.265	24.601	141	51.688	171	34.976	180	228
9	0	1:49.935	24.160	144	51.242	173	34.533	181	225										

56		Benninger, AUT(#1)	theoretical besttime: 1:52.758																
1	0	2:37.451	37.211	120	1:16.133	146	44.107	160	153	10	0	1:53.683	25.069	139	52.573	170	36.041	179	230
2	0	2:32.967	32.113	131	1:10.319	94	50.535	172	147	11	0	1:53.677	25.210	138	52.744	169	35.723	180	230
3	0	2:16.164	30.786	130	58.770	122	46.608	102	188	12	0	1:53.254	25.037	140	52.415	170	35.802	180	230
4	0	2:25.579	33.295	123	1:07.391	118	44.893	181	188	13	0	1:52.959	25.052	138	52.230	171	35.677	180	231
5	0	1:55.038	26.050	139	52.228	166	36.760	177	231	14	0	1:53.079	24.893	140	52.351	171	35.835	179	231
6	0	1:53.374	24.935	143	52.401	170	36.038	181	232	15	0	1:54.874	25.393	127	53.383	169	36.098	181	229
7	0	1:53.352	25.211	140	52.243	174	35.898	181	231	16	0	1:55.092	25.177	135	52.690	168	37.225	179	229
8	0	1:54.292	24.853	140	53.498	172	35.941	180	222	17	0	1:55.584	25.601	133	53.368	168	36.615	179	227
9	0	1:54.584	25.160	139	52.485	171	36.939	180	229										

84		Walsdorf, DEU(#1)	theoretical besttime: 1:50.428																
1	3	2:21.041	32.388	142	1:03.131	114	45.522	115	234	10	3	1:52.924	25.331	136	52.306	173	35.287	180	224
2	3	2:29.772	36.827	131	1:07.082	105	45.863	120	146	11	3	1:51.225	24.565	142	51.349	172	35.311	183	232
3	3	2:30.266	37.062	118	1:06.217	113	46.987	113	144	12	3	1:51.282	24.778	144	51.208	171	35.296	182	231
4	3	2:26.819	32.537	117	1:09.129	122	45.153	183	128	13	3	1:50.972	24.532	144	51.117	170	35.323	182	232
5	3	1:51.738	24.703	144	51.903	172	35.132	181	236	14	3	1:51.424	24.770	144	51.357	171	35.297	182	232
6	3	1:50.428	24.284	145	51.079	174	35.065	182	235	15	3	1:51.476	24.526	143	51.611	172	35.339	182	230
7	3	1:50.753	24.301	142	51.265	173	35.187	181	232	16	3	1:51.512	24.620	143	51.498	171	35.394	181	230
8	3	1:50.933	24.353	144	51.294	173	35.286	182	230	17	3	1:51.624	24.761	144	51.314	171	35.549	179	232
9	3	1:51.169	24.643	144	51.231	172	35.295	181	230										

88		Fugel, DEU(#1)	theoretical besttime: 1:49.205																
1	0	2:21.711	32.598	142	1:03.739	107	45.374	110	235	10	0	1:50.263	24.150	144	51.445	173	34.668	182	234
2	0	2:29.969	36.884	117	1:07.210	103	45.875	130	149	11	0	1:50.125	24.464	142	51.127	174	34.534	183	230
3	0	2:30.050	37.247	124	1:06.073	99	46.730	112	138	12	0	1:50.714	24.214	143	51.005	173	35.495	161	233
4	0	2:26.645	32.797	113	1:09.054	115	44.794	183	133	13	0	1:51.770	25.895	142	50.956	175	34.919	183	234
5	0	1:49.977	24.440	145	50.887	176	34.650	182	237	14	0	1:50.828	24.222	141	51.537	173	35.069	183	235
6	0	1:49.889	24.456	143	50.955	174	34.478	182	230	15	0	1:50.383	24.342	140	51.213	172	34.828	183	235
7	0	1:49.855	24.081	144	51.291	174	34.483	183	232	16	0	1:49.757	24.265	142	50.911	173	34.581	183	233
8	0	1:49.205	23.920	144	50.868	175	34.417	183	233	17	0	1:50.520	24.330	143	51.315	173	34.875	181	231
9	0	1:49.594	23.999	144	50.929	172	34.666	183	235										



ADAC TCR Germany

Sector List Race 2

Provisional



Hockenheimring, Length: 4574m

Air temperature: 19.79°C

Track temperature: 31.4°C

Weather condition: Dry

DMSB Reg. Nr.: R-11498/20

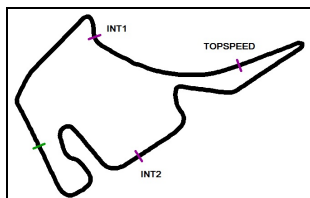
Sunday, September 20, 2020 11:50:00

Lap	Id	Time	SE1	SP1	SE2	SP2	SE3	SP3	TSP	Lap	Id	Time	SE1	SP1	SE2	SP2	SE3	SP3	TSP
92 Tovilavicius, LTU(#1)										theoretical besttime: 1:50.417									
1	1	2:23.191	33.714	135	1:04.142	121	45.335	108	216	10	1	1:50.972	24.641	144	51.217	174	35.114	182	230
2	1	2:30.361	37.166	127	1:06.582	115	46.613	109	153	11	1	1:51.127	24.463	140	51.543	173	35.121	183	231
3	1	2:29.788	37.607	132	1:05.261	90	46.920	117	157	12	1	1:51.235	24.740	143	51.453	172	35.042	182	231
4	1	2:25.762	32.572	113	1:08.801	122	44.389	181	135	13	1	1:51.155	24.595	144	51.298	172	35.262	181	232
5	1	1:51.286	24.711	144	51.406	174	35.169	183	234	14	1	1:51.227	24.570	142	51.543	170	35.114	182	232
6	1	1:50.644	24.291	145	51.217	171	35.136	182	236	15	1	1:51.469	24.534	141	51.660	171	35.275	182	231
7	1	1:50.588	24.367	143	51.312	174	34.909	182	234	16	1	1:51.564	24.517	141	51.656	171	35.391	182	232
8	1	1:52.612	24.429	143	52.993	174	35.190	182	234	17	1	1:51.776	24.815	142	51.610	169	35.351	176	232
9	1	1:51.268	24.635	141	51.377	171	35.256	182	229										

97 Gruber, AUT(#1)										theoretical besttime:									
1																			

98 Seyffert, DEU(#1)										theoretical besttime:									
1	0	2:48.010	33.508	126	1:23.887	75	50.615	30	157										

101 Schelle, DEU(#1)										theoretical besttime:									
1	0	2:26.180	35.030	139	1:06.384	116	44.766	92	176	2	0	3:01.165	38.963	138	1:13.840	97	1:08.362	36	183



ADAC TCR Germany

Top speed list Race 2

Provisional



Hockenheimring, Length: 4574m

Air temperature: 19.79°C

Track temperature: 31.4°C

Weather condition: Dry

DMSB Reg. Nr.: R-11498/20

Sunday, September 20, 2020 11:50:00

#	Name (NAT)	Team	Car name	Speed	Lap	Race time
8	Rene Kircher (DEU)	VOLKSWAGEN Team OETTINGER (DEU)	VW Golf GTI TCR SEQ	238.41	5	10:25.364
51	Harri Salminen (FIN)	Positione Motorsport (FIN)	VW Golf GTI TCR SEQ	237.88	7	14:10.083
88	Dominik Fugel (DEU)	Honda ADAC Sachsen (DEU)	Honda Civic FK7 TCR	237.36	5	10:26.950
84	Philipp Walsdorf (DEU)	Lubner Motorsport (DEU)	Opel Astra TCR	236.84	5	10:26.693
92	Dziugas Tovilavicius (LTU)	SKUBA RACING Team (LTU)	VW Golf GTI TCR SEQ	236.84	6	12:18.806
6	Steffen Redlich (DEU)	Lubner Motorsport (DEU)	Opel Astra TCR	236.84	11	21:38.983
24	Felix Wimmer (AUT)	Wimmer Werk Motorsport (AUT)	Cupra Leon Competicion TCR	234.27	5	10:26.196
21	Szymon Ladniak (POL)	GT2 Motorsport (POL)	VW Golf GTI TCR SEQ	234.27	5	10:29.453
17	Albert Legutko (POL)	Albert Legutko Racing (POL)	Honda Civic FK2 TCR	232.75	6	12:18.493
56	Günther Benninger (AUT)	Wimmer Werk Motorsport (AUT)	Cupra Leon Competicion TCR	232.75	6	12:26.461
13	Antti Buri (FIN)	Hyundai Team Engstler (DEU)	Hyundai i30 N TCR	230.76	6	12:15.479
55	Marcel Fugel (DEU)	Honda ADAC Sachsen (DEU)	Honda Civic FK7 TCR	230.27	10	19:33.796