

Final Classification

Result List

Stewards / Race Management

STEWARD	Achim Loth
STEWARD	Yasin Özer
STEWARD	Franz-Josef Serr
RACE DIRECTOR	Niels Wittich
CLERK OF THE COURSE	Georg Ziegahn
TECHNICAL DELEGATE	Erik Wilhelmi
CHIEF TIMEKEEPER	Steffen Ruhl

Weather Start/Finish

AIR	17.2°C
TRACK	26.7°C
CONDITIONS	Dry
PRESSURE	1005 hPa
AIR	18.4°C
TRACK	27.6°C
CONDITIONS	Dry
PRESSURE	1005 hPa

Track Information

GREEN FLAG	11:00:24
CHEQUERED FLAG	11:29:42
SAFETY CAR PHASE	1
FULL COURSE YELLOW PHASE	0
TRACK NAME	Hockenheimring
TRACK LENGTH	4574m
TURN COUNT	17
TOTAL DISTANCE	68.61km
FASTEST LAP:	#15. MON - 1:41.896

STARTED: 17 CLASSIFIED: 17 NOT CLASSIFIED: 0 DISQUALIFIED: 0

Nr.	Drivers	Team	Laps	Total Time	Gap	Kph	Lap	Time	Kph
Cl.	Car	Competitor							
1	4 V.Bernier(FRA) ADAC Formel 4	(T) R-ACE GP(FRA) R-ACE GP	15	25:49.634		160.1	6	1:42.059	161.3
2	52 J.Crawford(USA) ADAC Formel 4	(T) Van Amersfoort Racing(NLD) Van Amersfoort Racing	15	25:50.459	0.825	159.8	12	1:42.636	160.4
3	58 E.Seppänen(FIN) ADAC Formel 4	(T) US Racing(DEU) US Racing	15	25:50.883	1.249	159.9	9	1:42.115	161.2
4	46 G.Mini(ITA) R ADAC Formel 4	(T) Prema Powerteam SRL(ITA) Prema Powerteam SRL	15	25:51.374	1.740	160.0	6	1:42.107	161.2
5	29 J.Dürksen(DEU) ADAC Formel 4	(T) ADAC Berlin-Brandenburg e.V.(DEU) ADAC Berlin-Brandenburg e.V.	15	25:51.464	1.830	160.2	9	1:42.164	161.1
6	51 F.Pizzi(ITA) R ADAC Formel 4	Van Amersfoort Racing(NLD) Van Amersfoort Racing	15	25:51.950	2.316	160.0	11	1:42.274	161.0
7	77 T.Tramnitz(DEU) R ADAC Formel 4	(T) US Racing(DEU) US Racing	15	25:52.243	2.609	160.1	7	1:42.225	161.0
8	87 O.Bearman(GBR) R ADAC Formel 4	US Racing(DEU) US Racing	15	25:52.619	2.985	160.2	10	1:42.046	161.3
9	15 S.Montoya(COL) R ADAC Formel 4	Prema Powerteam SRL(ITA) Prema Powerteam SRL	15	25:56.431	6.797	159.9	11	1:41.896	161.6
10	7 J.Knopp(CZE) R ADAC Formel 4	(T) ADAC Berlin-Brandenburg e.V.(DEU) ADAC Berlin-Brandenburg e.V.	15	25:58.939	9.305	159.6	11	1:42.433	160.7
11	95 V.Lomko(RUS) R ADAC Formel 4	US Racing(DEU) US Racing	15	25:59.271	9.637	159.6	8	1:42.407	160.7
12	72 L.Fornaroli(ITA) R ADAC Formel 4	Iron Lynx(ITA) Iron Lynx	15	26:03.575	13.941	159.0	9	1:42.965	159.9
13	23 E.Zuniga(MEX) R ADAC Formel 4	ADAC Berlin-Brandenburg e.V.(DEU) ADAC Berlin-Brandenburg e.V.	15	26:09.312	19.678	158.5	8	1:43.328	159.3
14	78 H.AI Qubaisi(UAE) ADAC Formel 4	(T) ABU DHABI RACING UAE(UAE) ABU DHABI RACING UAE	15	26:10.040	20.406	158.4	3	1:43.223	159.5
15	6 K.Smal(RUS) R ADAC Formel 4	(T) R-ACE GP(FRA) R-ACE GP	15	26:11.226	21.592	158.4	13	1:43.325	159.3
16	16 D.Beganovic(SWE) R ADAC Formel 4	(T) Prema Powerteam SRL(ITA) Prema Powerteam SRL	15	26:25.954	36.320	159.8	7	1:42.146	161.2
17	17 J.Edgar(GBR) ADAC Formel 4	(T) Van Amersfoort Racing(NLD) Van Amersfoort Racing	15	26:56.431	1:06.797	153.2	15	1:42.474	160.6

Fastest lap of the race. Car 15 driver Sebastian Montoya on lap 11. Time 1:41.896, average speed 161.6 km/h.

Following race director decision drive through penalty converted into a time penalty of 30 seconds for car no. 16

T = nominated for Team Classification

Steward: Achim Loth	Steward: Yasin Özer	Steward: Franz-Josef Serr
---------------------	---------------------	---------------------------



Final Classification

Class Result List

Stewards / Race Management

STEWARD	Achim Loth
STEWARD	Yasin Özer
STEWARD	Franz-Josef Serr
RACE DIRECTOR	Niels Wittich
CLERK OF THE COURSE	Georg Ziegahn
TECHNICAL DELEGATE	Erik Wilhelmi
CHIEF TIMEKEEPER	Steffen Ruhl

Weather Start/Finish

AIR	17.2°C
TRACK	26.7°C
CONDITIONS	Dry
PRESSURE	1005 hPa
AIR	18.4°C
TRACK	27.6°C
CONDITIONS	Dry
PRESSURE	1005 hPa

Track Information

GREEN FLAG	11:00:24
CHEQUERED FLAG	11:29:42
SAFETY CAR PHASE	1
FULL COURSE YELLOW PHASE	0
TRACK NAME	Hockenheimring
TRACK LENGTH	4574m
TURN COUNT	17
TOTAL DISTANCE	68.61km
FASTEST LAP:	#15. MON - 1:41.896

STARTED: 17 CLASSIFIED: 17 NOT CLASSIFIED: 0 DISQUALIFIED: 0

Nr.	Drivers	Team	Laps	Total Time	Gap	Kph	Lap	Time	Kph
	Car	Competitor							

CLASS: Rookie

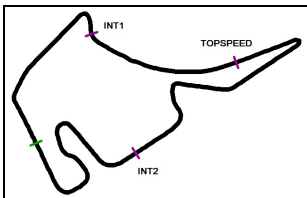
Started: 11	Classified: 11	Not Classified: 0							
1	46 G.Mini(ITA) ADAC Formel 4	Prema Powerteam SRL(ITA) Prema Powerteam SRL	15	25:51.374		160.0	6	1:42.107	161.2
2	51 F.Pizzi(ITA) ADAC Formel 4	Van Amersfoort Racing(NLD) Van Amersfoort Racing	15	25:51.950	0.576	160.0	11	1:42.274	161.0
3	77 T.Tramnitz(DEU) ADAC Formel 4	US Racing(DEU) US Racing	15	25:52.243	0.869	160.1	7	1:42.225	161.0
4	87 O.Bearman(GBR) ADAC Formel 4	US Racing(DEU) US Racing	15	25:52.619	1.245	160.2	10	1:42.046	161.3
5	15 S.Montoya(COL) ADAC Formel 4	Prema Powerteam SRL(ITA) Prema Powerteam SRL	15	25:56.431	5.057	159.9	11	1:41.896	161.6
6	7 J.Knopp(CZE) ADAC Formel 4	ADAC Berlin-Brandenburg e.V.(DEU) ADAC Berlin-Brandenburg e.V.	15	25:58.939	7.565	159.6	11	1:42.433	160.7
7	95 V.Lomko(RUS) ADAC Formel 4	US Racing(DEU) US Racing	15	25:59.271	7.897	159.6	8	1:42.407	160.7
8	72 L.Fornaroli(ITA) ADAC Formel 4	Iron Lynx(ITA) Iron Lynx	15	26:03.575	12.201	159.0	9	1:42.965	159.9
9	23 E.Zuniga(MEX) ADAC Formel 4	ADAC Berlin-Brandenburg e.V.(DEU) ADAC Berlin-Brandenburg e.V.	15	26:09.312	17.938	158.5	8	1:43.328	159.3
10	6 K.Smal(RUS) ADAC Formel 4	R-ACE GP(FRA) R-ACE GP	15	26:11.226	19.852	158.4	13	1:43.325	159.3
11	16 D.Beganovic(SWE) ADAC Formel 4	Prema Powerteam SRL(ITA) Prema Powerteam SRL	15	26:25.954	34.580	159.8	7	1:42.146	161.2

Fastest lap of the class. Car 15 driver Sebastian Montoya on lap 11. Time 1:41.896, average speed 161.6 km/h.

Following race director decision drive through penalty converted into a time penalty of 30 seconds for car no. 16

T = nominated for Team Classification

Steward: Achim Loth	Steward: Yasin Özer	Steward: Franz-Josef Serr
---------------------	---------------------	---------------------------



ADAC Formel 4

Lap Chart Race 3

Provisional

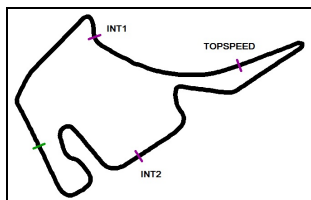


Hockenheimring, Length: 4574 m

Sunday, September 20, 2020 11:00:00

LapCha	1	2	3	4	5	6	7	8	9	10	11	12	13	14	15	16	17	18	19	20	21	22	23	24	25	26	27	28	29	30	31	32	33	34	35	36	37	38	39	40	41	42	43	44	45			
LAP 1	52	58	4	46	51	17	29	77	16	87	72	7	15	95	78	23	6																															
LAP 2	52	58	4	46	51	17	29	77	87	16	72	15	7	95	78	23	6																															
LAP 3	52	46	4	58	29	51	77	87	16	15	72	7	95	78	23	6	.17																															
LAP 4	52	46	4	58	29	51	77	87	16	15	72	7	95	78	23	6	17																															
LAP 5	52	46	4	58	29	51	77	87	16	15	7	72	95	78	23	6	17																															
LAP 6	52	46	4	58	29	51	77	87	16	15	7	72	95	78	23	6	17																															
LAP 7	52	46	4	58	29	51	77	87	16	15	7	95	72	78	23	6	17																															
LAP 8	52	46	4	58	29	51	77	87	16	15	7	95	72	78	23	6	17																															
LAP 9	52	46	4	58	29	51	77	87	16	15	7	95	72	23	78	6	17																															
LAP 10	52	4	46	58	29	51	77	87	16	15	7	95	72	23	78	6	17																															
LAP 11	52	4	46	58	29	51	77	87	16	15	7	95	72	23	78	6	17																															
LAP 12	52	4	46	58	29	51	77	87	16	15	7	95	72	23	78	6	17																															
LAP 13	52	4	46	58	29	51	77	87	16	15	7	95	72	23	78	6	17																															
LAP 14	52	4	46	58	29	51	77	87	16	15	7	95	72	23	78	6	17																															
LAP 15	4	52	58	46	29	51	77	87	16	15	7	95	72	23	78	6	17	SC																														

.- PITSTOP ' - LAPBEHIND



ADAC Formel 4

Sector List Race 3

Provisional



Hockenheimring, Length: 4574m

Air temperature: 18.43°C

Track temperature: 27.9°C

Weather condition: Dry

DMSB Reg. Nr.: R-11498/20

Sunday, September 20, 2020 11:00:00

Lap	Id	Time	SE1	SP1	SE2	SP2	SE3	SP3	TSP	Lap	Id	Time	SE1	SP1	SE2	SP2	SE3	SP3	TSP
4	Bernier, FRA(#1)									theoretical besttime: 1:41.896									
1	0	1:50.613	29.302	146	49.611	178	31.700	188	219	9	0	1:43.247	22.476	152	48.993	180	31.778	189	233
2	0	1:44.166	22.704	149	49.082	178	32.380	187	227	10	0	1:42.622	22.573	152	48.566	180	31.483	188	230
3	0	1:43.766	22.661	149	49.581	178	31.524	188	223	11	0	1:42.661	22.501	150	48.507	180	31.653	187	228
4	0	1:42.129	22.330	151	48.429	181	31.370	189	227	12	0	1:42.520	22.501	150	48.454	180	31.565	188	226
5	0	1:42.098	22.403	151	48.303	181	31.392	189	228	13	0	1:43.255	22.493	151	49.076	179	31.686	188	227
6	0	1:42.059	22.481	151	48.196	181	31.382	189	227	14	0	1:43.443	22.412	151	49.082	178	31.949	187	230
7	0	1:42.100	22.340	151	48.344	180	31.416	188	230	15	0	1:42.376	22.499	150	48.481	179	31.396	186	229
8	0	1:42.579	22.391	151	48.548	179	31.640	190	231										

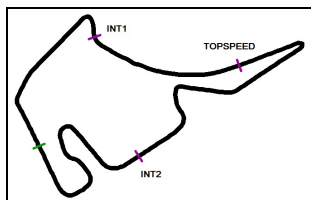
6	Smal, RUS(#1)									theoretical besttime: 1:43.126									
1	0	1:55.887	32.198	147	50.381	177	33.308	186	225	9	0	1:43.423	22.747	148	48.992	178	31.684	186	220
2	0	1:45.738	23.476	135	50.011	180	32.251	187	228	10	0	1:43.828	22.697	146	49.164	179	31.967	185	221
3	0	1:43.877	22.848	147	48.924	179	32.105	186	227	11	0	1:43.496	22.762	148	48.941	177	31.793	185	221
4	0	1:43.413	22.730	148	48.814	178	31.869	186	224	12	0	1:43.397	22.786	146	48.903	179	31.708	186	221
5	0	1:44.699	22.740	147	48.820	179	33.139	178	225	13	0	1:43.325	22.657	148	48.887	177	31.781	185	222
6	0	1:44.415	23.364	146	49.396	178	31.655	186	220	14	0	1:43.897	22.710	147	49.290	178	31.897	185	221
7	0	1:43.573	22.721	148	49.042	178	31.810	185	220	15	0	1:43.480	22.748	148	48.936	176	31.796	186	223
8	0	1:44.778	23.633	147	49.320	178	31.825	185	218										

7	Knopp, CZE(#1)									theoretical besttime: 1:42.340									
1	0	1:54.519	30.272	147	50.641	178	33.606	188	225	9	0	1:42.574	22.592	151	48.562	181	31.420	188	226
2	0	1:44.574	23.574	147	49.140	181	31.860	188	224	10	0	1:42.650	22.501	150	48.718	180	31.431	189	227
3	0	1:43.838	22.685	149	49.191	180	31.962	186	232	11	0	1:42.433	22.494	148	48.514	181	31.425	189	226
4	0	1:43.398	22.621	150	49.064	180	31.713	190	232	12	0	1:42.645	22.575	149	48.598	181	31.472	189	225
5	0	1:43.560	22.928	149	48.769	181	31.863	189	227	13	0	1:42.959	22.434	148	48.953	179	31.572	187	225
6	0	1:42.691	22.556	150	48.492	182	31.643	189	228	14	0	1:43.051	22.573	149	48.852	181	31.626	189	225
7	0	1:43.649	22.474	151	49.517	181	31.658	188	221	15	0	1:43.808	22.529	148	49.348	179	31.931	188	226
8	0	1:42.590	22.581	151	48.486	181	31.523	190	228										

15	Montoya, COL(#1)									theoretical besttime: 1:41.896									
1	0	1:54.761	30.992	150	50.592	180	33.177	188	226	9	0	1:42.297	22.504	149	48.486	181	31.307	188	224
2	0	1:43.930	23.164	147	48.851	180	31.915	189	229	10	0	1:42.292	22.491	148	48.447	180	31.354	188	224
3	0	1:42.998	22.558	149	48.668	181	31.772	186	226	11	0	1:41.896	22.341	150	48.308	181	31.247	189	225
4	0	1:43.468	22.653	149	49.084	179	31.731	187	229	12	0	1:42.328	22.491	149	48.435	181	31.402	189	225
5	0	1:44.213	23.260	149	49.391	178	31.562	189	224	13	0	1:42.540	22.681	149	48.483	180	31.376	190	225
6	0	1:42.864	22.551	150	48.578	180	31.735	188	227	14	0	1:43.440	22.687	149	49.038	180	31.715	189	227
7	0	1:43.224	22.612	150	49.207	180	31.405	187	224	15	0	1:43.544	22.753	149	49.179	178	31.612	188	223
8	0	1:42.636	22.630	150	48.637	180	31.369	187	224										

16	Beganovic, SWE(#1)									theoretical besttime: 1:42.066									
1	0	1:53.722	29.794	145	50.847	173	33.131	186	229	9	0	1:42.327	22.373	150	48.400	180	31.554	189	226
2	0	1:44.193	22.772	149	49.374	177	32.047	187	224	10	0	1:42.452	22.534	151	48.415	181	31.503	188	226
3	0	1:43.346	22.646	150	48.607	180	32.093	188	228	11	0	1:42.618	22.613	150	48.474	181	31.531	188	225
4	0	1:43.505	22.676	150	49.102	180	31.727	188	225	12	0	1:42.772	22.628	151	48.631	181	31.513	187	224
5	0	1:44.250	23.341	148	49.246	180	31.663	187	222	13	0	1:42.687	22.490	150	48.646	180	31.551	187	224
6	0	1:42.860	22.434	150	48.773	179	31.653	188	227	14	0	1:43.394	22.549	150	49.216	179	31.629	187	223
7	0	1:42.146	22.424	151	48.249	181	31.473	187	226	15	0	1:43.357	22.839	150	48.999	180	31.519	186	225
8	0	1:42.275	22.449	151	48.382	181	31.444	188	225										

17	Edgar, GBR(#1)									theoretical besttime: 1:42.433									
1	0	1:52.322	29.582	147	50.253	175	32.487	187	226	9	0	1:42.616	22.516	150	48.546	180	31.554	188	224
2	0	1:43.367	22.717	148	48.518	181	32.132	189	230	10	0	1:42.665	22.542	151	48.471	180	31.652	186	225
3	0	2:04.576	22.773	150	49.724	171	52.079	52	233	11	0	1:42.613	22.557	151	48.420	180	31.636	186	224
4	0	2:24.154	1:02.281	147	49.708	177	32.165	187	223	12	0	1:42.770	22.563	150	48.504	180	31.703	187	224
5	0	1:45.236	24.207	148	49.062	180	31.967	187	223	13	0	1:42.509	22.553	150	48.430	179	31.526	187	224
6	0	1:42.869	22.542	149	48.620	180	31.707	187	224	14	0	1:42.733	22.631	148	48.486	181	31.616	186	224
7	0	1:42.831	22.550	150	48.658	180	31.623	186	224	15	0	1:42.474	22.487	150	48.426	180	31.561	187	225
8	0	1:42.696	22.522	150	48.481	180	31.693	188	224										



ADAC Formel 4

Sector List Race 3

Provisional



Hockenheimring, Length: 4574m

Air temperature: 18.43°C

Track temperature: 27.9°C

Weather condition: Dry

DMSB Reg. Nr.: R-11498/20

Sunday, September 20, 2020 11:00:00

Lap	Id	Time	SE1	SP1	SE2	SP2	SE3	SP3	TSP	Lap	Id	Time	SE1	SP1	SE2	SP2	SE3	SP3	TSP
23	Zuniga, MEX(#1)									theoretical besttime: 1:43.002									
1	0	1:55.577	31.354	148	51.130	176	33.093	188	225	9	0	1:43.389	22.460	148	49.005	176	31.924	186	227
2	0	1:45.726	23.638	141	49.978	178	32.110	186	226	10	0	1:43.364	22.694	149	48.836	177	31.834	185	225
3	0	1:43.592	22.820	148	48.862	179	31.910	187	225	11	0	1:44.458	23.050	148	49.372	176	32.036	186	224
4	0	1:43.514	22.715	148	48.983	179	31.816	187	225	12	0	1:43.568	22.804	147	48.999	177	31.765	186	224
5	0	1:43.455	22.634	147	48.867	179	31.954	186	225	13	0	1:44.013	22.761	148	49.256	177	31.996	184	223
6	0	1:43.733	22.694	147	48.886	179	32.153	187	225	14	0	1:43.641	22.769	148	48.918	177	31.954	185	223
7	0	1:43.907	22.652	148	49.258	177	31.997	186	227	15	0	1:44.047	22.910	147	49.185	176	31.952	184	223
8	0	1:43.328	22.585	147	48.777	179	31.966	187	226										

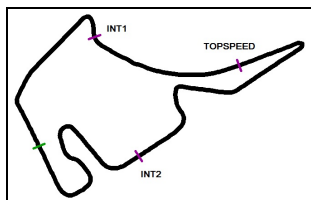
Lap	Id	Time	SE1	SP1	SE2	SP2	SE3	SP3	TSP	Lap	Id	Time	SE1	SP1	SE2	SP2	SE3	SP3	TSP
29	Dürksen, DEU(#1)									theoretical besttime: 1:42.091									
1	0	1:52.563	30.126	149	49.827	181	32.610	188	228	9	0	1:42.164	22.331	149	48.355	181	31.478	188	230
2	0	1:43.426	22.786	148	48.554	180	32.086	188	233	10	0	1:42.557	22.396	148	48.317	180	31.844	186	229
3	0	1:43.625	22.884	149	48.798	178	31.943	190	232	11	0	1:43.087	22.870	147	48.637	180	31.580	189	228
4	0	1:43.044	22.516	148	48.901	181	31.627	190	231	12	0	1:42.309	22.499	149	48.324	180	31.486	188	227
5	0	1:42.399	22.404	147	48.349	181	31.646	189	229	13	0	1:42.825	22.543	147	48.508	181	31.774	190	226
6	0	1:42.384	22.479	148	48.462	181	31.443	189	228	14	0	1:43.061	22.705	148	48.420	181	31.936	188	228
7	0	1:42.364	22.331	148	48.409	181	31.624	190	229	15	0	1:43.230	22.792	149	48.624	182	31.814	188	232
8	0	1:42.426	22.524	148	48.442	181	31.460	190	229										

Lap	Id	Time	SE1	SP1	SE2	SP2	SE3	SP3	TSP	Lap	Id	Time	SE1	SP1	SE2	SP2	SE3	SP3	TSP
46	Mini, ITA(#1)									theoretical besttime: 1:42.025									
1	0	1:51.270	29.568	148	49.892	178	31.810	187	224	9	0	1:43.223	22.505	151	49.075	179	31.643	188	229
2	0	1:43.828	22.709	150	48.572	180	32.547	188	227	10	0	1:43.444	22.549	152	49.216	180	31.679	187	228
3	0	1:42.658	22.673	150	48.507	181	31.478	187	230	11	0	1:42.561	22.539	152	48.308	181	31.714	189	229
4	0	1:42.246	22.530	151	48.265	181	31.451	188	224	12	0	1:42.485	22.562	151	48.189	182	31.734	189	229
5	0	1:42.212	22.560	151	48.270	181	31.382	188	224	13	0	1:43.318	22.570	151	48.798	180	31.950	188	227
6	0	1:42.107	22.463	151	48.249	180	31.395	189	225	14	0	1:43.334	22.659	151	48.658	180	32.017	188	226
7	0	1:42.182	22.491	151	48.318	180	31.373	189	225	15	0	1:43.778	22.863	150	48.856	181	32.059	187	225
8	0	1:42.728	22.515	151	48.526	180	31.687	188	227										

Lap	Id	Time	SE1	SP1	SE2	SP2	SE3	SP3	TSP	Lap	Id	Time	SE1	SP1	SE2	SP2	SE3	SP3	TSP
51	Pizzi, ITA(#1)									theoretical besttime: 1:42.210									
1	0	1:51.880	29.431	146	50.238	180	32.211	188	225	9	0	1:42.730	22.402	149	48.673	181	31.655	188	226
2	0	1:43.473	22.665	149	48.704	180	32.104	190	229	10	0	1:42.384	22.425	147	48.429	181	31.530	188	226
3	0	1:44.607	22.871	150	49.552	175	32.184	190	232	11	0	1:42.274	22.413	150	48.289	181	31.572	188	226
4	0	1:43.505	22.419	149	49.256	179	31.830	190	236	12	0	1:42.470	22.435	150	48.432	181	31.603	189	226
5	0	1:42.474	22.391	148	48.453	181	31.630	189	227	13	0	1:42.840	22.563	149	48.588	181	31.689	189	226
6	0	1:42.745	22.398	148	48.702	181	31.645	189	227	14	0	1:42.339	22.425	150	48.318	180	31.596	189	226
7	0	1:42.528	22.497	148	48.419	181	31.612	188	226	15	0	1:43.155	22.586	151	48.628	180	31.941	186	229
8	0	1:42.546	22.544	150	48.459	180	31.543	188	226										

Lap	Id	Time	SE1	SP1	SE2	SP2	SE3	SP3	TSP	Lap	Id	Time	SE1	SP1	SE2	SP2	SE3	SP3	TSP
52	Crawford, USA(#1)									theoretical besttime: 1:42.476									
1	0	1:48.469	27.385	148	49.187	179	31.897	186	221	9	0	1:43.210	22.510	151	49.106	180	31.594	187	223
2	0	1:43.456	22.877	150	48.882	180	31.697	186	222	10	0	1:42.915	22.453	149	48.915	180	31.547	187	223
3	0	1:42.833	22.508	149	48.741	180	31.584	187	222	11	0	1:42.642	22.481	151	48.590	180	31.571	187	223
4	0	1:42.857	22.506	149	48.736	180	31.615	187	222	12	0	1:42.636	22.419	150	48.545	179	31.672	187	222
5	0	1:42.863	22.437	148	48.733	179	31.693	186	223	13	0	1:43.257	22.584	150	48.981	180	31.692	187	222
6	0	1:42.714	22.509	148	48.630	179	31.575	187	222	14	0	1:43.463	22.431	151	49.217	179	31.815	186	223
7	0	1:42.757	22.566	148	48.679	179	31.512	186	222	15	0	1:43.509	22.461	149	49.218	177	31.830	187	224
8	0	1:42.878	22.419	149	48.797	179	31.662	187	222										

Lap	Id	Time	SE1	SP1	SE2	SP2	SE3	SP3	TSP	Lap	Id	Time	SE1	SP1	SE2	SP2	SE3	SP3	TSP
58	Seppänen, FIN(#1)									theoretical besttime: 1:41.893									
1	0	1:50.063	28.886	149	49.270	179	31.907	185	222	9	0	1:42.115	22.405	150	48.228	180	31.482	188	225
2	0	1:44.260	22.901	148	49.339	177	32.020	186	223	10	0	1:42.835	22.515	150	48.501	178	31.819	188	226
3	0	1:44.799	23.663	147	49.307	177	31.829	189	233	11	0	1:42.693	22.588	151	48.377	180	31.728	188	229
4	0	1:42.754	22.536	150	48.540	182	31.678	188	225	12	0	1:42.436	22.511	150	48.220	181	31.705	187	227
5	0	1:42.522	22.566	150	48.489	181	31.467	187	224	13	0	1:43.313	22.480	151	48.697	180	32.136	187	230
6	0	1:42.306	22.381	148	48.439	181	31.486	187	223	14	0	1:43.105	22.551	150	48.628	180	31.926	189	228
7	0	1:42.429	22.461	149	48.530	178	31.438	187	223	15	0	1:43.078	22.883	149	48.186	179	32.009	187	229
8	0	1:42.175	22.463	150	48.386	180	31.326	188	223										



ADAC Formel 4

Sector List Race 3

Provisional



Hockenheimring, Length: 4574m

Air temperature: 18.43°C

Track temperature: 27.9°C

Weather condition: Dry

DMSB Reg. Nr.: R-11498/20

Sunday, September 20, 2020 11:00:00

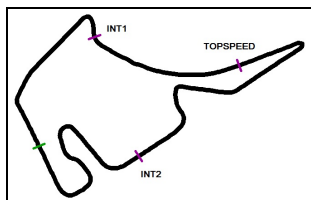
Lap Id	Time	SE1	SP1	SE2	SP2	SE3	SP3	TSP	Lap Id	Time	SE1	SP1	SE2	SP2	SE3	SP3	TSP
72	Fornaroli, ITA(#1)								theoretical besttime: 1:42.802								
1 0	1:54.429	30.808	142	50.235	179	33.386	184	226	9 0	1:42.965	22.563	148	48.573	180	31.829	188	226
2 0	1:44.004	22.916	147	49.020	178	32.068	188	227	10 0	1:43.165	22.634	150	48.773	180	31.758	187	226
3 0	1:44.075	23.023	150	49.186	181	31.866	188	227	11 0	1:43.265	22.556	149	48.800	180	31.909	187	225
4 0	1:43.521	22.681	150	48.960	181	31.880	188	227	12 0	1:43.354	22.678	150	48.829	180	31.847	188	224
5 0	1:44.469	22.983	148	49.428	180	32.058	186	225	13 0	1:43.466	22.732	150	48.879	179	31.855	186	224
6 0	1:43.591	22.612	148	49.261	180	31.718	187	225	14 0	1:43.225	22.604	151	48.734	179	31.887	186	223
7 0	1:43.637	22.511	150	49.284	180	31.842	188	225	15 0	1:43.263	22.646	150	48.791	180	31.826	187	224
8 0	1:43.146	22.601	149	48.689	179	31.856	188	226									

Lap Id	Time	SE1	SP1	SE2	SP2	SE3	SP3	TSP	Lap Id	Time	SE1	SP1	SE2	SP2	SE3	SP3	TSP
77	Tramnitz, DEU(#1)								theoretical besttime: 1:42.012								
1 0	1:53.018	29.894	146	50.636	178	32.488	186	227	9 0	1:42.689	22.367	150	48.645	176	31.677	189	230
2 0	1:43.148	22.774	149	48.567	182	31.807	189	226	10 0	1:42.412	22.510	150	48.276	181	31.626	188	229
3 0	1:44.114	23.018	150	48.825	178	32.271	188	231	11 0	1:42.284	22.430	151	48.178	181	31.676	187	229
4 0	1:43.625	22.776	150	49.122	180	31.727	188	221	12 0	1:42.483	22.434	149	48.321	182	31.728	186	228
5 0	1:42.460	22.320	149	48.297	182	31.843	188	229	13 0	1:42.801	22.511	149	48.648	182	31.642	188	229
6 0	1:43.182	22.299	150	49.134	179	31.749	187	231	14 0	1:42.838	22.508	149	48.398	181	31.932	189	227
7 0	1:42.225	22.337	148	48.353	180	31.535	188	225	15 0	1:42.565	22.443	149	48.312	181	31.810	189	226
8 0	1:42.399	22.395	150	48.290	181	31.714	189	228									

Lap Id	Time	SE1	SP1	SE2	SP2	SE3	SP3	TSP	Lap Id	Time	SE1	SP1	SE2	SP2	SE3	SP3	TSP
78	Al Qubaisi, UAE(#1)								theoretical besttime: 1:42.844								
1 0	1:55.349	31.765	148	50.296	177	33.288	186	226	9 0	1:44.608	22.872	146	49.740	172	31.996	187	225
2 0	1:45.353	23.585	147	49.833	179	31.935	187	229	10 0	1:43.544	22.880	148	48.864	180	31.800	185	226
3 0	1:43.223	22.689	148	48.677	181	31.857	188	226	11 0	1:44.242	22.717	150	49.089	178	32.436	189	230
4 0	1:43.436	22.654	149	48.784	181	31.998	190	227	12 0	1:43.726	22.699	148	49.101	178	31.926	186	230
5 0	1:43.795	22.732	149	49.099	178	31.964	189	227	13 0	1:43.802	22.539	149	49.325	173	31.938	185	227
6 0	1:43.865	22.487	149	49.521	173	31.857	187	233	14 0	1:44.552	22.790	148	49.694	178	32.068	186	226
7 0	1:43.734	22.811	148	49.243	180	31.680	187	224	15 0	1:43.410	22.802	149	48.742	180	31.866	187	225
8 0	1:43.401	22.758	148	48.849	180	31.794	187	224									

Lap Id	Time	SE1	SP1	SE2	SP2	SE3	SP3	TSP	Lap Id	Time	SE1	SP1	SE2	SP2	SE3	SP3	TSP
87	Bearman, GBR(#1)								theoretical besttime: 1:41.899								
1 0	1:53.908	30.448	147	50.273	175	33.187	188	229	9 0	1:42.120	22.334	148	48.454	180	31.332	188	223
2 0	1:43.648	22.917	148	49.000	178	31.731	188	228	10 0	1:42.046	22.417	149	48.360	181	31.269	187	225
3 0	1:43.165	22.574	149	48.652	180	31.939	189	224	11 0	1:42.319	22.513	149	48.521	180	31.285	189	225
4 0	1:43.964	22.546	150	49.119	180	32.299	173	227	12 0	1:42.289	22.513	149	48.378	181	31.398	189	225
5 0	1:43.711	23.631	146	48.664	180	31.416	187	226	13 0	1:42.803	22.517	149	48.570	180	31.716	188	227
6 0	1:42.819	22.623	150	48.888	180	31.308	188	223	14 0	1:42.723	22.429	148	48.350	181	31.944	187	226
7 0	1:42.141	22.320	148	48.510	180	31.311	187	224	15 0	1:42.621	22.485	149	48.385	180	31.751	187	228
8 0	1:42.342	22.280	149	48.678	181	31.384	188	223									

Lap Id	Time	SE1	SP1	SE2	SP2	SE3	SP3	TSP	Lap Id	Time	SE1	SP1	SE2	SP2	SE3	SP3	TSP
95	Lomko, RUS(#1)								theoretical besttime: 1:42.271								
1 0	1:55.237	30.955	129	50.385	178	33.897	184	227	9 0	1:42.496	22.426	151	48.492	182	31.578	189	231
2 0	1:44.168	23.403	148	48.907	180	31.858	187	226	10 0	1:42.671	22.407	151	48.518	181	31.746	187	230
3 0	1:43.794	22.775	151	49.012	179	32.007	189	229	11 0	1:42.507	22.508	150	48.345	179	31.654	189	227
4 0	1:43.442	22.678	150	48.940	180	31.824	190	230	12 0	1:42.513	22.533	150	48.419	180	31.561	188	227
5 0	1:44.090	22.820	152	49.274	179	31.996	188	229	13 0	1:42.911	22.459	150	48.690	180	31.762	188	227
6 0	1:43.653	22.674	150	49.325	178	31.654	187	232	14 0	1:43.040	22.627	150	48.749	180	31.664	187	228
7 0	1:42.562	22.495	150	48.548	181	31.519	189	229	15 0	1:43.780	22.434	151	49.238	181	32.108	188	229
8 0	1:42.407	22.416	150	48.395	182	31.596	189	227									



ADAC Formel 4

Top speed list Race 3

Provisional



Hockenheimring, Length: 4574m

Air temperature: 18.43°C

Track temperature: 27.9°C

Weather condition: Dry

DMSB Reg. Nr.: R-11498/20

Sunday, September 20, 2020 11:00:00

#	Name (NAT)	Team	Car name	Speed	Lap	Race time
51	Francesco Pizzi (ITA)	Van Amersfoort Racing (NLD)	ADAC Formel 4	236.32	4	5:56.348
17	Jonny Edgar (GBR)	Van Amersfoort Racing (NLD)	ADAC Formel 4	233.76	3	4:12.450
4	Victor Bernier (FRA)	R-ACE GP (FRA)	ADAC Formel 4	233.76	9	14:25.986
29	Joshua Dürksen (DEU)	ADAC Berlin-Brandenburg e.V. (DEU)	ADAC Formel 4	233.26	2	2:29.436
58	Elias Seppänen (FIN)	US Racing (DEU)	ADAC Formel 4	233.26	3	4:12.081
78	Hamda Al Qubaisi (UAE)	ABU DHABI RACING UAE (UAE)	ADAC Formel 4	233.26	6	9:27.668
7	Josef Knopp (CZE)	ADAC Berlin-Brandenburg e.V. (DEU)	ADAC Formel 4	232.75	4	5:59.617
95	Vladislav Lomko (RUS)	US Racing (DEU)	ADAC Formel 4	232.75	6	9:27.487
77	Tim Tramnitz (DEU)	US Racing (DEU)	ADAC Formel 4	231.26	3	4:13.273
46	Gabriele Mini (ITA)	Prema Powerteam SRL (ITA)	ADAC Formel 4	230.27	3	4:11.950
87	Oliver Bearman (GBR)	US Racing (DEU)	ADAC Formel 4	229.78	1	44.647
15	Sebastian Montoya (COL)	Prema Powerteam SRL (ITA)	ADAC Formel 4	229.78	4	5:58.542
16	Dino Beganovic (SWE)	Prema Powerteam SRL (ITA)	ADAC Formel 4	229.29	1	44.190
6	Kirill Smal (RUS)	R-ACE GP (FRA)	ADAC Formel 4	228.81	2	2:33.897
72	Leonardo Fornaroli (ITA)	Iron Lynx (ITA)	ADAC Formel 4	227.84	2	2:31.590
23	Erick Zuniga (MEX)	ADAC Berlin-Brandenburg e.V. (DEU)	ADAC Formel 4	227.84	7	11:12.503
52	Jak Crawford (USA)	Van Amersfoort Racing (NLD)	ADAC Formel 4	224.06	15	24:43.743