

Provisional

Result List

Stewards / Race Management

STEWARD	Harry Stüber
STEWARD	Karl-Heinz Stümpert
STEWARD	Siegfried Lehr
RACE DIRECTOR	Christian Vormann
CLERK OF THE COURSE	Georg Ziegahn
TECHNICAL DELEGATE	Tim Zessack
CHIEF TIMEKEEPER	Steffen Ruhl

Weather Start/Finish

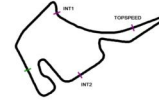
AIR	15.6°C
TRACK	21.7°C
CONDITIONS	Dry
PRESSURE	1005 hPa
AIR	16.4°C
TRACK	23.4°C
CONDITIONS	Dry
PRESSURE	1005 hPa

Track Information

GREEN FLAG	10:10:00
CHEQUERED FLAG	10:40:55
SAFETY CAR PHASE	0
FULL COURSE YELLOW PHASE	0
TRACK NAME	Hockenheimring
TRACK LENGTH	4574m
TURN COUNT	17
FASTEST LAP:	#24. KOF - 1:47.094

STARTED: 22 CLASSIFIED: 22 NOT CLASSIFIED: 0 DISQUALIFIED: 0

Nr.	Drivers	Team	Lap	Best Time	Gap	Diff	Kph	Day Time
Cl.	Car	Competitor						
1	24 F.Janits(AUT)/R.Kofler(AUT) KTM X-BOW GT4 EVO	True Racing(AUT) True Racing	7	1:47.094			153.7	10:39:47
2	22 J.Kasperlik(DEU)/N.Möller-Madsen(DNK) Porsche Cayman 718 GT4 MR	Team Allied-Racing(DEU) Team Allied-Racing	4	1:47.340	0.246	0.246	153.4	10:17:41
3	71 H.Sasse(DEU)/W.Tregurtha(GBR) J Audi R8 LMS GT4	T3-HRT-Motorsport(DEU) T3-HRT-Motorsport	5	1:47.472	0.378	0.132	153.2	10:20:32
4	99 C.Jöns(DEU)/C.Dreyspring(DEU) McLaren 570s	Dörr Motorsport(DEU) Dörr Motorsport	9	1:47.491	0.397	0.019	153.1	10:40:01
5	25 D.Richter(DEU)/D.Schram(DEU) Porsche Cayman 718 GT4 MR	Burgmann Racing(DEU) Porsche Zentrum 5 Seen Motorsport	4	1:47.697	0.603	0.206	152.8	10:22:12
6	8 M.Suabo(DEU)/M.Dienst(DEU) T Mercedes-AMG GT4	DLV-Team Schuetz Motorsport(DEU) DLV-Team Schuetz Motorsport	4	1:47.844	0.750	0.147	152.6	10:22:10
7	19 L.O Dey(DEU)/A.Tauscher(DEU) J Porsche Cayman 718 GT4 MR	KÜS TEAM75 Bernhard(DEU) KÜS TEAM75 Bernhard	8	1:47.879	0.785	0.035	152.6	10:41:30
8	2 G.Piana(ITA)/M.Schrey(DEU) BMW M4 GT4	Hofor Racing by Bonk Motorsport(CHE) Hofor Racing by Bonk Motorsport	7	1:47.901	0.807	0.022	152.6	10:39:53
9	21 D.Fetzer(DEU)/J.Sturm(DEU) J Porsche Cayman 718 GT4 MR	Team Allied-Racing(DEU) Team Allied-Racing	4	1:47.941	0.847	0.040	152.5	10:19:02
10	89 J.Krabec(CZE)/L.Marionek(DEU) T KTM X-Bow GT4	RTR projects(CZE) RTR projects	8	1:47.975	0.881	0.034	152.5	10:38:17
11	69 P.Dörr(DEU)/F.Martin-Dye(GBR) J McLaren 570s GT4	Dörr Motorsport(DEU) Dörr Motorsport	11	1:48.057	0.963	0.082	152.3	10:41:28
12	3 S.von Gartzten(DEU)/C.Hürtgen(DEU) BMW M4 GT4	Hofor Racing by Bonk Motorsport(CHE) Hofor Racing by Bonk Motorsport	7	1:48.063	0.969	0.006	152.3	10:39:54
13	48 J.Apotheloz(CHE)/L.Trefz(DEU) J Mercedes-AMG GT4	MANN-FILTER Team HTP-WINWARD(DEU) HTP-WINWARD Motorsport	9	1:48.158	1.064	0.095	152.2	10:40:18
14	26 T.Kieffer(LUX)/C.Kosch(LUX) T Porsche Cayman 718 GT4 MR	Team Allied-Racing(DEU) Team Allied-Racing	5	1:48.397	1.303	0.239	151.9	10:21:01
15	23 R.Falkenbach(DEU)/C.Piro(DEU) J Ginetta G55 GT4	Team piro sports Caffè d Italia(DEU) Team piro sports Caffè d Italia	5	1:48.594	1.500	0.197	151.6	10:38:34
16	5 C.Stingu(ROM)/D.Solombrino(DEU) Audi R8 LMS GT4	Hella Pagid - racing one(DEU) Hella Pagid - racing one	5	1:48.598	1.504	0.004	151.6	10:20:25
17	27 S.Grotstollen(DEU)/G.Braun(DEU) T BMW M4 GT4	team lillestoff(DEU) team lillestoff	4	1:48.732	1.638	0.134	151.4	10:17:49
18	10 J.Erlbacher(AUT)/C.Dupre(DEU) J Mercedes-AMG GT4	Dupre Motorsport Engineering(DEU) Dupre Motorsport Engineering	4	1:48.742	1.648	0.010	151.4	10:21:34
19	14 A.Kreutzpointner(DEU)/J.Kreutzpointner(DEU) BMW M4 GT4	MRS GT-Racing(DEU) MRS GT-Racing	4	1:48.967	1.873	0.225	151.1	10:22:39
20	9 T.Neumann(BUL)/J.Bölting(DEU) T Porsche Cayman 718 GT4 MR	DLV-Team Schuetz Motorsport(DEU) DLV-Team Schuetz Motorsport	3	1:49.298	2.204	0.331	150.6	10:16:03
21	59 A.Sizov(RUS)/P.Stalidzane(DEU) J McLaren 570s GT4	Dörr Motorsport(DEU) Dörr Motorsport	10	1:49.409	2.315	0.111	150.5	10:41:33
22	4 J.Marschalkowski(DEU)/H.Still(DEU) J BMW M4 GT4	Team AVIA Sorg Rennsport(DEU) Team AVIA Sorg Rennsport	3	1:49.481	2.387	0.072	150.4	10:19:29



Provisional

Result List

Nr. Drivers	Team	Lap	Best Time	Gap	Diff	Kph	Day Time
Cl. Car	Competitor						

Following race director decision cancellation of the relevant lap time for car no. 22, 4, 26, 2, 3, 59,
All best times performed under red flag are cancelled

Subject to final scrutineering!

Publication time:	Clerk of the Course: Georg Ziegahn	Timekeeper: Steffen Ruhl
-------------------	------------------------------------	--------------------------



Provisional

Class Result List

Stewards / Race Management

STEWARD	Harry Stüber
STEWARD	Karl-Heinz Stümpert
STEWARD	Siegfried Lehr
RACE DIRECTOR	Christian Vormann
CLERK OF THE COURSE	Georg Ziegahn
TECHNICAL DELEGATE	Tim Zessack
CHIEF TIMEKEEPER	Steffen Ruhl

Weather Start/Finish

AIR	15.6°C
TRACK	21.7°C
CONDITIONS	Dry
PRESSURE	1005 hPa
AIR	16.4°C
TRACK	23.4°C
CONDITIONS	Dry
PRESSURE	1005 hPa

Track Information

GREEN FLAG	10:10:00
CHEQUERED FLAG	10:40:55
SAFETY CAR PHASE	0
FULL COURSE YELLOW PHASE	0
TRACK NAME	Hockenheimring
TRACK LENGTH	4574m
TURN COUNT	17
FASTEST LAP:	#24. KOF - 1:47.094

STARTED: 22 CLASSIFIED: 22 NOT CLASSIFIED: 0 DISQUALIFIED: 0

Nr.	Drivers	Team	Lap	Best Time	Gap	Diff	Kph	Day Time
	Car	Competitor						

CLASS: Trophy

Started: 5	Classified: 5	Not Classified: 0						
1	8	M.Suabo(DEU)/M.Dienst(DEU) Mercedes-AMG GT4	DLV-Team Schuetz Motorsport(DEU) DLV-Team Schuetz Motorsport	4	1:47.844		152.6	10:22:10
2	89	J.Krabec(CZE)/L.Marionek(DEU) KTM X-Bow GT4	RTR projects(CZE) RTR projects	8	1:47.975	0.131	0.131 152.5	10:38:17
3	26	T.Kieffer(LUX)/C.Kosch(LUX) Porsche Cayman 718 GT4 MR	Team Allied-Racing(DEU) Team Allied-Racing	5	1:48.397	0.553	0.422 151.9	10:21:01
4	27	S.Grotstollen(DEU)/G.Braun(DEU) BMW M4 GT4	team lillestoff(DEU) team lillestoff	4	1:48.732	0.888	0.335 151.4	10:17:49
5	9	T.Neumann(BUL)/J.Bölting(DEU) Porsche Cayman 718 GT4 MR	DLV-Team Schuetz Motorsport(DEU) DLV-Team Schuetz Motorsport	3	1:49.298	1.454	0.566 150.6	10:16:03

CLASS: Junior

Started: 9	Classified: 9	Not Classified: 0						
1	71	H.Sasse(DEU)/W.Tregurtha(GBR) Audi R8 LMS GT4	T3-HRT-Motorsport(DEU) T3-HRT-Motorsport	5	1:47.472		153.2	10:20:32
2	19	L.O Dey(DEU)/A.Tauscher(DEU) Porsche Cayman 718 GT4 MR	KÜS TEAM75 Bernhard(DEU) KÜS TEAM75 Bernhard	8	1:47.879	0.407	0.407 152.6	10:41:30
3	21	D.Fetzer(DEU)/J.Sturm(DEU) Porsche Cayman 718 GT4 MR	Team Allied-Racing(DEU) Team Allied-Racing	4	1:47.941	0.469	0.062 152.5	10:19:02
4	69	P.Dörr(DEU)/F.Martin-Dye(GBR) McLaren 570s GT4	Dörr Motorsport(DEU) Dörr Motorsport	11	1:48.057	0.585	0.116 152.3	10:41:28
5	48	J.Apotheloz(CHE)/L.Trefz(DEU) Mercedes-AMG GT4	MANN-FILTER Team HTP-WINWARD(DEU) HTP-WINWARD Motorsport	9	1:48.158	0.686	0.101 152.2	10:40:18
6	23	R.Falkenbach(DEU)/C.Piro(DEU) Ginetta G55 GT4	Team piro sports Caffè d Italia(DEU) Team piro sports Caffè d Italia	5	1:48.594	1.122	0.436 151.6	10:38:34
7	10	J.Erbacher(AUT)/C.Dupre(DEU) Mercedes-AMG GT4	Dupre Motorsport Engineering(DEU) Dupre Motorsport Engineering	4	1:48.742	1.270	0.148 151.4	10:21:34
8	59	A.Sizov(RUS)/P.Stalidzane(DEU) McLaren 570s GT4	Dörr Motorsport(DEU) Dörr Motorsport	10	1:49.409	1.937	0.667 150.5	10:41:33
9	4	J.Marschalkowski(DEU)/H.Still(DEU) BMW M4 GT4	Team AVIA Sorg Rennsport(DEU) Team AVIA Sorg Rennsport	3	1:49.481	2.009	0.072 150.4	10:19:29

Following race director decision cancellation of the relevant lap time for car no. 22, 4, 26, 2, 3, 59,

All best times performed under red flag are cancelled

Subject to final scrutineering!

Publication time:	Clerk of the Course: Georg Ziegahn	Timekeeper: Steffen Ruhl
-------------------	------------------------------------	--------------------------



ADAC GT4 Germany

Sector List Qualifying 2

Provisional



DMSB Reg. Nr.: R-11498/20

Hockenheimring, Length: 4574m

Air temperature: 16.42°C

Track temperature: 25.5°C

Weather condition: Dry

Sunday, September 20, 2020 10:10:00

Lap Id	Time	SE1	SP1	SE2	SP2	SE3	SP3	TSP	Lap Id	Time	SE1	SP1	SE2	SP2	SE3	SP3	TSP		
2	Piana, ITA(#1) / Schrey, DEU(#2)								theoretical besttime: 1:47.843										
1	2	5:40.183	3:51.269	89	1:07.408	135	41.506	171	157	5	2	12:17.107	10:40.504	134	54.558	138	42.045	184	225
2	2	2:18.606	27.568	134	59.541	90	51.497	180	191	6	2	1:48.147	23.794	142	50.227	177	34.126	186	237
3	2	1:54.132	24.696	142	52.434	171	37.002	184	239	7	2	1:47.901	23.595	142	50.122	176	34.184	186	238
4	2	1:48.654	23.785	142	50.701	174	34.168	186	238	8			28.421	112	1:02.389	151			176
5	2	2:17.577	27.888	129	52.635	171	57.054	52	238										

3	von Gartzten, DEU(#1) / Hürtgen, DEU(#2)								theoretical besttime: 1:48.063										
1	2	5:42.994	3:54.935	82	1:06.607	148	41.452	170	192	5	2	12:30.637	10:53.695	131	54.589	169	42.353	184	221
2	2	2:17.137	27.108	131	59.382	63	50.647	173	187	6	2	1:48.643	23.894	142	50.201	176	34.548	185	237
3	2	1:54.229	24.923	142	52.157	166	37.149	184	238	7	2	1:48.063	23.736	141	50.133	175	34.194	186	240
4	2	1:48.937	24.111	143	50.439	173	34.387	186	238	8			25.561	131	1:01.107	147			150
5	2	2:03.456	24.046	144	50.305	175	49.105	45	238										

4	Marschalkowski, DEU(#1) / Still, DEU(#2)								theoretical besttime: 1:49.481										
1	2	5:40.633	3:53.678	103	1:05.739	140	41.216	167	169	4	2	1:50.168	23.924	140	50.664	172	35.580	185	236
2	2	1:59.075	27.502	134	56.725	167	34.848	183	194	4	2	1:49.200	24.180	140	50.559	175	34.461	182	234
3	2	1:49.481	23.945	141	51.103	173	34.433	183	233	4	2	3:27.733	41.346	77	1:44.048	79	1:02.339	51	79

5	Stingu, ROM(#1) / Solombrino, DEU(#2)								theoretical besttime: 1:48.406										
1	2	2:46.687	1:02.501	112	1:04.950	121	39.236	181	122	6	2	1:59.773	24.062	134	53.877	177	41.834	57	173
2	2	2:11.446	26.414	127	1:00.413	115	44.619	184	188	7	2	16:06.153	14:35.267	142	55.452	148	35.434	184	234
3	2	1:49.543	24.358	145	50.062	175	35.123	185	240	8	2	1:48.863	24.047	143	49.864	176	34.952	185	241
4	2	1:48.693	24.070	145	49.855	176	34.768	185	242	8	2	1:48.823	24.104	143	49.917	175	34.802	185	240
5	2	1:48.598	24.124	145	49.985	176	34.489	184	242										

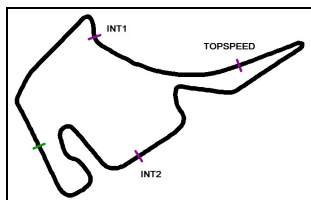
8	Suabo, DEU(#1) / Dienst, DEU(#2)								theoretical besttime: 1:47.830										
1	2	6:34.097	4:48.442	105	1:05.093	133	40.562	168	171	6	2	11:39.857	10:08.589	141	51.088	170	40.180	185	234
2	2	1:59.687	27.443	129	57.050	156	35.194	186	179	7	2	1:48.269	23.960	144	50.090	174	34.219	185	236
3	2	1:48.084	23.961	144	49.980	174	34.143	185	236	8	2	1:47.857	23.783	144	49.976	175	34.098	186	236
4	2	1:47.844	23.792	144	49.966	174	34.086	185	235	9			25.376	128	58.320	152			188
5	2	2:19.851	23.778	144	55.863	84	1:00.210	57	237										

9	Neumann, BUL(#1) / Böltling, DEU(#2)								theoretical besttime: 1:48.996										
1	2	2:16.368	42.777	125	56.505	164	37.086	172	226	7	2	2:36.870	24.141	145	1:02.832	69	1:09.897	43	241
2	2	1:57.540	25.503	141	53.981	139	38.056	184	208	8	2	11:14.318	9:39.131	118	53.887	154	41.300	180	226
3	2	1:49.298	24.404	147	49.903	175	34.991	185	246	9	2	1:49.828	24.503	146	50.296	175	35.029	185	243
4	2	1:57.457	24.295	144	50.201	175	42.961	44	246	10	2	1:49.424	23.994	144	50.183	167	35.247	184	242
5	2	2:37.355	1:12.380	144	50.014	175	34.961	186	244	10	2	1:51.866	24.459	143	50.304	174	37.103	180	243
6	2	1:49.338	24.203	141	50.183	174	34.952	184	244										

10	Erlbacher, AUT(#1) / Dupre, DEU(#2)								theoretical besttime: 1:48.742										
1	2	6:01.291	4:24.947	113	58.777	164	37.567	181	206	6	2	12:48.882	11:23.035	142	50.426	173	35.421	182	235
2	2	1:54.238	24.981	144	51.081	172	38.176	181	237	7	2	1:49.637	24.672	142	50.286	173	34.679	183	236
3	2	1:49.596	24.755	144	50.217	175	34.624	182	237	8	2	1:49.447	24.430	143	50.408	174	34.609	183	238
4	2	1:48.742	24.133	143	50.101	175	34.508	181	237	9	2	1:49.292	24.247	144	50.281	174	34.764	182	238
5	2	1:56.886	24.166	144	50.173	173	42.547	51	236										

14	Kreuzpointner, DEU(#1) / Kreuzpointner, DEU(#2)								theoretical besttime: 1:48.967										
1	2	3:39.728	1:04.843	100	1:35.073	101	59.812	45	74	3	2	1:50.164	24.361	143	50.763	175	35.040	183	238
2	2	5:20.192	3:25.493	95	1:15.361	154	39.338	182	84	4	2	1:48.967	23.763	144	50.427	176	34.777	183	239

19	O Dey, DEU(#1) / Tauscher, DEU(#2)								theoretical besttime: 1:47.840										
1	2	6:39.862	4:56.913	114	1:03.400	121	39.549	157	167	6	2	11:06.907	9:37.417	138	51.821	173	37.669	185	240
2	2	1:55.803	27.077	139	53.738	172	34.988	186	206	7	2	1:48.648	23.975	145	50.421	175	34.252	187	243
3	2	1:52.346	24.256	145	53.603	175	34.487	187	245	8	2	1:50.285	23.754	145	50.984	177	35.647	186	244
4	2	1:48.319	23.960	145	50.072	177	34.287	187	243	8	2	1:47.879	23.617	146	49.971	177	34.291	187	242
5	2	2:39.764	23.828	146	1:06.193	68	1:09.743	51	243										



ADAC GT4 Germany

Sector List Qualifying 2

Provisional



Hockenheimring, Length: 4574m

Air temperature: 16.42°C

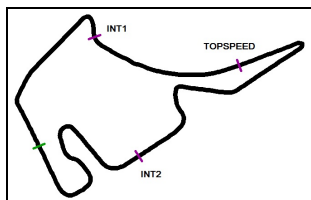
Track temperature: 25.5°C

Weather condition: Dry

DMSB Reg. Nr.: R-11498/20

Sunday, September 20, 2020 10:10:00

Lap	Id	Time	SE1	SP1	SE2	SP2	SE3	SP3	TSP	Lap	Id	Time	SE1	SP1	SE2	SP2	SE3	SP3	TSP	
21 Fetzter, DEU(#1) / Sturm, DEU(#2) theoretical besttime: 1:47.921																				
1	2	3:16.722	1:15.642	123	1:12.354	123	48.726	114	115	4	2	1:47.941	23.865	145	49.756	175	34.320	184	243	
2	2	2:08.795	29.839	140	1:02.156	139	36.800	187	133	5	2	1:55.126	23.998	143	50.714	173	40.414	59	241	
3	2	1:48.074	24.009	143	49.765	176	34.300	186	244	6	2	3:30.991	1:35.346	147	54.302	82	1:01.343	56	244	
22 Kasperlik, DEU(#1) / Möller-Madsen, DNK(#2) theoretical besttime: 1:47.273																				
1	2	2:12.630	31.661	124	1:02.261	167	38.708	179	178	5	2	1:47.696	23.588	145	49.789	176	34.319	185	244	
2	2	1:52.966	26.232	138	51.598	174	35.136	186	238	5	2	1:47.442	23.708	145	49.509	175	34.225	187	244	
3	2	1:47.658	23.871	145	49.534	176	34.253	187	245	6	2	2:10.303	29.357	117	58.193	163	42.753	54	173	
4	2	1:47.340	23.570	145	49.576	175	34.194	186	245											
23 Falkenbach, DEU(#1) / Piro, DEU(#2) theoretical besttime: 1:48.551																				
1	2	9:59.714	8:29.897	132	54.275	166	35.542	181	219	5	2	1:48.594	23.994	142	50.517	173	34.083	180	229	
2	2	1:50.316	24.691	142	51.382	171	34.243	182	229	6	2	1:48.766	23.951	142	50.628	174	34.187	182	230	
3	2	2:17.730	23.969	142	51.699	173	1:02.062	37	229	7			30.526	115	1:12.514	119			127	
4	2	12:37.469	11:09.734	137	51.794	172	35.941	181	222											
24 Janits, AUT(#1) / Kofler, AUT(#2) theoretical besttime: 1:46.908																				
1	2	5:55.431	4:07.139	97	1:05.457	165	42.835	186	63	5	2	11:48.854	10:13.915	143	54.713	155	40.226	186	237	
2	2	1:47.732	24.111	144	49.613	175	34.008	186	237	6	2	1:47.294	23.778	145	49.656	175	33.860	186	236	
3	2	1:59.676	23.656	144	52.500	172	43.520	49	236	7	2	1:47.094	23.696	146	49.392	175	34.006	186	239	
4	2	4:40.420	2:44.610	143	51.793	104	1:04.017	34	235	8			25.006	134	1:00.307	105			210	
25 Richter, DEU(#1) / Schraml, DEU(#2) theoretical besttime: 1:47.623																				
1	2	6:35.484	4:51.004	116	1:03.766	130	40.714	179	171	5	2	2:21.558	23.745	144	55.398	80	1:02.415	53	245	
2	2	1:59.772	27.132	129	56.659	165	35.981	186	200	6	2	12:47.988	11:22.822	142	50.293	174	34.873	184	241	
3	2	1:48.327	24.032	144	49.801	177	34.494	188	245	7	2	1:48.280	23.896	144	49.935	175	34.449	186	242	
4	2	1:47.697	23.819	144	49.445	178	34.433	187	245	8	2	1:48.055	23.850	144	49.748	175	34.457	185	242	
26 Kieffer, LUX(#1) / Kosch, LUX(#2) theoretical besttime: 1:48.243																				
1	2	3:19.537	1:09.115	106	1:16.801	98	53.621	127	132	5	2	1:48.397	23.934	142	49.981	175	34.482	184	242	
2	2	2:12.152	31.119	116	1:02.906	127	38.127	182	139	6	2	1:48.833	23.822	144	50.361	175	34.650	183	242	
3	2	1:52.174	25.377	140	51.469	172	35.328	183	240	6	2	2:26.780	26.735	126	58.852	135	1:01.193	40	195	
4	2	1:48.549	23.985	141	50.236	175	34.328	185	241											
27 Grotstollen, DEU(#1) / Braun, DEU(#2) theoretical besttime: 1:48.637																				
1	2	2:14.026	34.408	120	1:00.515	160	39.103	176	170	6	2	1:56.785	24.274	142	50.568	176	41.943	52	237	
2	2	1:56.528	25.738	140	52.979	143	37.811	185	234	7	2	14:19.425	12:53.335	135	51.385	170	34.705	183	234	
3	2	1:49.436	24.350	141	50.434	173	34.652	183	238	8	2	1:49.519	24.017	137	50.835	170	34.667	186	236	
4	2	1:48.732	23.972	140	50.080	176	34.680	185	240	9	2	1:49.152	24.141	139	50.426	176	34.585	187	238	
5	2	1:53.863	24.430	139	51.876	174	37.557	184	232	10			25.230	129	57.439	174			179	
48 Apotheloz, CHE(#1) / Trefz, DEU(#2) theoretical besttime: 1:47.972																				
1	2	5:49.669	4:05.083	109	1:05.358	102	39.228	176	209	6	2	3:29.437	43.917	79	1:42.451	71	1:03.069	56	79	
2	2	1:56.074	26.079	141	52.997	171	36.998	184	220	7	2	9:59.544	8:28.570	141	55.233	164	35.741	185	189	
3	2	1:49.101	24.148	144	50.321	175	34.632	184	240	8	2	1:49.297	24.137	146	50.140	173	35.020	185	239	
4	2	1:48.308	24.026	145	49.914	175	34.368	185	239	9	2	1:48.158	24.066	144	49.925	175	34.167	185	239	
5	2	1:48.367	23.891	145	50.037	175	34.439	184	240	10	2	1:48.251	23.911	145	50.052	175	34.288	184	238	
59 Sizov, RUS(#1) / Stalidzane, DEU(#2) theoretical besttime: 1:49.300																				
1	2	2:36.629	40.073	120	1:09.298	113	47.258	152	175	7	2	2:40.416	23.984	144	1:42.979	83	1:03.453	53	236	
2	2	2:09.590	30.554	138	57.622	166	41.414	182	226	7	2	10:52.618	9:23.677	140	51.924	173	37.017	184	242	
3	2	2:00.449	26.132	144	54.220	155	40.097	183	238	8	2	1:49.714	24.182	144	50.728	173	34.804	185	240	
4	2	2:04.520	24.595	144	1:00.560	142	39.365	186	240	9	2	1:49.642	24.224	144	50.564	173	34.854	184	242	
5	2	1:50.267	24.467	145	50.819	173	34.981	183	240	10	2	1:49.409	24.012	144	50.519	173	34.878	185	241	
6	2	1:49.752	24.311	144	50.672	175	34.769	184	240											



ADAC GT4 Germany

Sector List Qualifying 2

Provisional



Hockenheimring, Length: 4574m

Air temperature: 16.42°C

Track temperature: 25.5°C

Weather condition: Dry

DMSB Reg. Nr.: R-11498/20

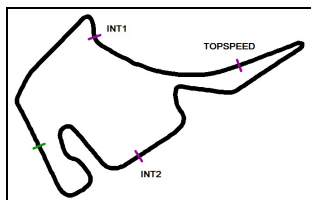
Sunday, September 20, 2020 10:10:00

Lap	Id	Time	SE1	SP1	SE2	SP2	SE3	SP3	TSP	Lap	Id	Time	SE1	SP1	SE2	SP2	SE3	SP3	TSP
69	Dörr, DEU(#1) / Martin-Dye, GBR(#2)									theoretical besttime: 1:47.874									
1	2	2:35.226	39.395	120	1:09.373	104	46.458	169	204	7	2	2:37.315	24.238	144	1:04.694	69	1:08.383	48	240
2	2	2:09.798	31.444	127	57.633	161	40.721	176	237	8	2	11:00.260	9:32.409	145	50.347	176	37.504	187	243
3	2	2:05.471	29.082	144	1:00.219	165	36.170	185	218	9	2	1:48.130	23.788	146	49.836	174	34.506	187	243
4	2	1:55.804	24.304	143	53.778	137	37.722	185	243	10	2	1:49.851	24.044	143	50.641	174	35.166	188	244
5	2	1:48.945	24.135	144	50.274	173	34.536	186	242	11	2	1:48.057	23.971	145	49.759	177	34.327	188	242
6	2	1:49.197	23.988	144	50.365	172	34.844	183	244										

71	Sasse, DEU(#1) / Tregurtha, GBR(#2)									theoretical besttime: 1:47.143									
1	2	3:15.823	1:36.557	119	1:00.961	164	38.305	178	210	5	2	1:47.472	23.760	145	49.525	177	34.187	177	240
2	2	1:52.837	26.246	133	51.537	173	35.054	185	232	6	2	1:51.599	25.835	143	51.134	174	34.630	185	239
3	2	1:47.663	23.940	144	49.782	176	33.941	187	239	7	2	2:35.073	23.855	144	1:00.560	66	1:10.658	58	240
4	2	1:47.477	23.677	144	49.726	176	34.074	185	239										

89	Krabec, CZE(#1) / Marionek, DEU(#2)									theoretical besttime: 1:47.817									
1	2	2:38.684	38.370	118	1:12.249	117	48.065	128	148	6	2	1:55.141	23.953	133	51.271	171	39.917	56	226
2	2	2:11.662	29.386	126	58.878	135	43.398	173	219	7	2	14:16.574	12:41.174	141	53.459	169	41.941	183	206
3	2	1:49.972	24.351	144	51.085	167	34.536	182	227	8	2	1:47.975	23.770	144	50.219	174	33.986	182	226
4	2	1:48.526	24.082	140	50.259	174	34.185	181	227	9	2	1:50.866	24.907	137	51.444	172	34.515	183	226
5	2	1:48.244	24.003	144	50.413	173	33.828	182	225	10			23.911	142	55.373	133			226

99	Jöns, DEU(#1) / Dreyspring, DEU(#2)									theoretical besttime: 1:47.491									
1	2	4:35.283	2:46.655	106	1:06.240	147	42.388	167	161	6	2	3:21.554	32.354	79	1:44.082	80	1:05.118	48	76
2	2	2:18.843	29.930	126	1:06.791	125	42.122	180	178	7	2	10:08.577	8:20.052	133	1:04.732	118	43.793	187	173
3	2	2:00.711	27.826	145	53.869	170	39.016	159	246	8	2	1:47.988	23.860	147	49.776	175	34.352	188	243
4	2	2:11.238	30.488	116	1:00.557	139	40.193	187	180	9	2	1:47.491	23.709	149	49.489	176	34.293	188	244
5	2	1:48.715	24.381	146	49.892	178	34.442	190	243	10			23.855	147	51.154	166			245



ADAC GT4 Germany

Top speed list Qualifying 2

Provisional



Hockenheimring, Length: 4574m

Air temperature: 16.42°C

Track temperature: 25.5°C

Weather condition: Dry

DMSB Reg. Nr.: R-11498/20

Sunday, September 20, 2020 10:10:00

#	Name (NAT)	Team	Car name	Speed	Lap	Race time
9	Joachim Bölting (DEU)	DLV-Team Schuetz Motorsport (DEU)	Porsche Cayman 718 GT4 MR	246.57	4	6:41.346
99	Christopher Dreyspring (DEU)	Dörr Motorsport (DEU)	McLaren 570s	246.01	3	7:35.724
22	Nicolaj Möller-Madsen (DNK)	Team Allied-Racing (DEU)	Porsche Cayman 718 GT4 MR	245.45	3	4:43.278
25	Dominik Schraml (DEU)	Burgmann Racing (DEU)	Porsche Cayman 718 GT4 MR	245.45	3	9:13.126
19	Alexander Tauscher (DEU)	KÜS TEAM75 Bernhard (DEU)	Porsche Cayman 718 GT4 MR	245.45	3	9:13.771
69	Fred Martin-Dye (GBR)	Dörr Motorsport (DEU)	McLaren 570s GT4	244.89	6	11:13.311
21	Joel Sturm (DEU)	Team Allied-Racing (DEU)	Porsche Cayman 718 GT4 MR	244.34	3	6:03.428
5	Domenico Solombrino (DEU)	Hella Pagid - racing one (DEU)	Audi R8 LMS GT4	242.69	4	7:25.664
26	Christian Kosch (LUX)	Team Allied-Racing (DEU)	Porsche Cayman 718 GT4 MR	242.69	5	9:50.344
59	Patricija Stalidzane (DEU)	Dörr Motorsport (DEU)	McLaren 570s GT4	242.69	7	13:55.149
48	Luca-Sandro Trefz (DEU)	MANN-FILTER Team HTP-WINWARD (DEU)	Mercedes-AMG GT4	240.53	3	8:23.953
27	Georg Braun (DEU)	team lillestoff (DEU)	BMW M4 GT4	240.00	4	6:38.083
71	William Tregurtha (GBR)	T3-HRT-Motorsport (DEU)	Audi R8 LMS GT4	240.00	5	9:21.586
3	Claudia Hürtgen (DEU)	Hofor Racing by Bonk Motorsport (CHE)	BMW M4 GT4	240.00	7	17:49.765
2	Michael Schrey (DEU)	Hofor Racing by Bonk Motorsport (CHE)	BMW M4 GT4	239.46	3	8:37.607
14	Jacqueline Kreutzpointner (DEU)	MRS GT-Racing (DEU)	BMW M4 GT4	239.46	4	11:27.874
24	Reinhard Kofler (AUT)	True Racing (AUT)	KTM X-BOW GT4 EVO	239.46	7	17:43.011
10	Christoph Dupre (DEU)	Dupre Motorsport Engineering (DEU)	Mercedes-AMG GT4	238.41	8	17:53.681
8	Marvin Dienst (DEU)	DLV-Team Schuetz Motorsport (DEU)	Mercedes-AMG GT4	237.36	5	12:47.567
4	Hendrik Still (DEU)	Team AVIA Sorg Rennsport (DEU)	BMW M4 GT4	233.76	3	8:17.990
23	Cedric Piro (DEU)	Team piro sports Caffè d Italia (DEU)	Ginetta G55 GT4	230.76	6	18:18.100
89	Lennart Marionek (DEU)	RTR projects (CZE)	KTM X-Bow GT4	227.84	3	5:29.159