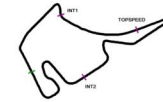


## Qualifying 2 Hockenheimring



### Provisional

### Result List

Stewards / Race Management

STEWARD	Achim Loth
STEWARD	Yasin Özer
STEWARD	Franz-Josef Serr
RACE DIRECTOR	Niels Wittich
CLERK OF THE COURSE	Georg Ziegahn
TECHNICAL DELEGATE	Tim Zessack
CHIEF TIMEKEEPER	Steffen Ruhl

Weather Start/Finish

AIR	13.8°C
TRACK	16.2°C
CONDITIONS	Dry
PRESSURE	1005 hPa
AIR	14.7°C
TRACK	19.2°C
CONDITIONS	Dry
PRESSURE	1005 hPa

Track Information

GREEN FLAG	9:20:00
CHEQUERED FLAG	9:49:40
SAFETY CAR PHASE	0
FULL COURSE YELLOW PHASE	0
TRACK NAME	Hockenheimring
TRACK LENGTH	4574m
TURN COUNT	17
FASTEST LAP:	#82. STS - 1:38.193

STARTED: 33 CLASSIFIED: 33 NOT CLASSIFIED: 0 DISQUALIFIED: 0

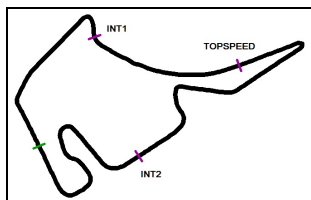
Drivers	Team	Car	Lap	Best Time	Gap	Diff	Kph	Day Time
1 82 T.Zimmermann(DEU)(J)/S.Schothorst(NLD)	GRT GRASSERRACINGTEAM(AUT)	LamborghiniHuracanGT3E	6	1:38.193			167.6	9:48:33
2 30 R.Ineichen(CHE)(T)/M.Bortolotti(ITA)	TEAM WRT(BEL)	Audi R8 LMS GT3	4	1:38.411	0.218	0.218	167.3	9:45:33
3 47 I.Dontje(NLD)/M.Götz(DEU)	MANN-FILTER TeamHTP-WINWARD(C	Mercedes-AMG GT3EVO	6	1:38.520	0.327	0.109	167.1	9:48:37
4 28 M.Hofer(AUT)/C.Haase(DEU)	Montaplastby Land Motorsport(DEU)	Audi R8 LMS GT3	7	1:38.549	0.356	0.029	167.0	9:49:12
5 18 J.Fittje(DEU)(J)/D.Jahn(DEU)	KÜS TEAM75 Bernhard(DEU)	Porsche 911 GT3 R	6	1:38.569	0.376	0.020	167.0	9:46:38
6 31 P.Niederhauser(CHE)/K.van der Linde(ZAF)	RUTRONIK-RACING(DEU)	Audi R8 LMS GT3	6	1:38.600	0.407	0.031	167.0	9:46:10
7 19 N.Lagrange(BEL)/C.Schmid(AUT)	GRT GRASSERRACINGTEAM(AUT)	LamborghiniHuracanGT3E	6	1:38.624	0.431	0.024	166.9	9:47:57
8 7 A.Renauer(DEU)/S.Asch(DEU)	Precote Herberth Motorsport(DEU)	Porsche 911 GT3 R	6	1:38.673	0.480	0.049	166.8	9:48:10
9 29 K.Schramm(DEU)(J)/C.Mies(DEU)	Montaplastby Land Motorsport(DEU)	Audi R8 LMS GT3	4	1:38.686	0.493	0.013	166.8	9:43:12
10 48 P.Ellis(GBR)/R.Marciello(ITA)	KNAUS TeamHTP-WINWARD(DEU)	Mercedes-AMG GT3EVO	3	1:38.833	0.640	0.147	166.6	9:45:51
11 10 H.Skoog(SWE)(J)/N.Yelloly(GBR)	Schubert Motorsport(DEU)	BMW M6 GT3	5	1:38.840	0.647	0.007	166.5	9:43:43
12 33 F.Salaquarda(CZE)(T)/F.Stippler(DEU)	Team ISR(CZE)	Audi R8 LMS GT3	5	1:38.853	0.660	0.013	166.5	9:46:08
13 9 A.Read(AUS)(J)/J.Eriksson(SWE)	Schubert Motorsport(DEU)	BMW M6 GT3	5	1:38.866	0.673	0.013	166.5	9:44:58
14 91 M.Joos(DEU)/M.Holzer(DEU)	Joos Sportwagenteknik(DEU)	Porsche 911 GT3 R	7	1:38.870	0.677	0.004	166.5	9:49:21
15 22 L.Stolz(DEU)/M.Engel(DEU)	Toksport WRT(DEU)	Mercedes-AMG GT3EVO	4	1:38.963	0.770	0.093	166.3	9:43:15
16 99 R.Renauer(DEU)/S.Müller(DEU)	Precote Herberth Motorsport(DEU)	Porsche 911 GT3 R	5	1:38.969	0.776	0.006	166.3	9:46:27
17 32 C.Weerts(BEL)(J)/D.Vanthoor(BEL)	TEAM WRT(BEL)	Audi R8 LMS GT3	4	1:38.973	0.780	0.004	166.3	9:44:44
18 20 M.Wishofer(AUT)(J)/D.Boccolacci(FRA)	TeamZakspeedBKK Mobil Oil Racing(D	Mercedes-AMG GT3EVO	5	1:38.991	0.798	0.018	166.3	9:48:31
19 77 M.Pommer(DEU)/J.Schmidt(CHE)	Callaway Competition(DEU)	Corvette C7 GT3-R	5	1:39.081	0.888	0.090	166.1	9:46:47
20 92 C.Engelhart(DEU)/M.Ammerrüller(DEU)	SSR Performance(DEU)	Porsche 911 GT3 R	7	1:39.087	0.894	0.006	166.1	9:47:53
21 72 C.Schöll(AUT)(J)/J.Pepper(ZAF)	T3-HRT-Motorsport(DEU)	Bentley Continental GT3	4	1:39.252	1.059	0.165	165.9	9:49:06
22 63 A.Costa Balboa(ESP)/F.Perera(FRA)	GRT GRASSERRACINGTEAM(AUT)	LamborghiniHuracanGT3E	4	1:39.270	1.077	0.018	165.8	9:43:57
23 17 K.Bachler(AUT)/S.De Silvestro(CHE)	KÜS TEAM75 Bernhard(DEU)	Porsche 911 GT3 R	5	1:39.271	1.078	0.001	165.8	9:45:28
24 21 D.Keilwitz(DEU)/J.Eriksson(SWE)	TeamZakspeedBKK Mobil Oil Racing(D	Mercedes-AMG GT3EVO	6	1:39.288	1.095	0.017	165.8	9:48:45
25 4 H.von Danwitz(DEU)(J)/M.Winkelhock(DEU)	Aust Motorsport(DEU)	Audi R8 LMS GT3	6	1:39.425	1.232	0.137	165.6	9:47:54
26 11 E.Erhart(DEU)(T)/P.Kaffer(DEU)	EFP Car Collection by TECE(DEU)	Audi R8 LMS GT3	7	1:39.439	1.246	0.014	165.5	9:48:51
27 3 N.Rogivue(CHE)(J)/M.Hackländer(DEU)	Aust Motorsport(DEU)	Audi R8 LMS GT3	5	1:39.508	1.315	0.069	165.4	9:45:03
28 71 M.Paul(DEU)(J)/N.Langeveld(NLD)	T3-HRT-Motorsport(DEU)	Audi R8 LMS GT3	6	1:39.527	1.334	0.019	165.4	9:48:00
29 25 I.Walilko(POL)(J)/M.Beckhusen(DEU)(J)	BWT Mücke Motorsport(DEU)	Audi R8 LMS GT3	5	1:39.624	1.431	0.097	165.2	9:46:06
30 14 E.Johansson(SWE)(J)/J.Klingmann(DEU)	MRS GT-Racing(DEU)	BMW M6 GT3	7	1:39.638	1.445	0.014	165.2	9:47:40
31 36 M.Dienst(DEU)(J)/P.Frommenwiler(CHE)	DLV-Team Schuetz Motorsport(DEU)	Mercedes-AMG GT3	8	1:39.729	1.536	0.091	165.1	9:46:24
32 26 R.Feller(CHE)(J)/S.Mücke(DEU)	BWT Mücke Motorsport(DEU)	Audi R8 LMS GT3	7	1:39.753	1.560	0.024	165.0	9:49:25
33 8 D.Marschall(DEU)(J)/C.Schreiner(DEU)(J)	RUTRONIK-RACING(DEU)	Audi R8 LMS GT3	9	1:39.853	1.660	0.100	164.9	9:49:15

Following race director decision cancellation of the relevant lap time for car no. 48, 72, 7, 63, 71, 20, 99

All best times performed under red flag are cancelled

Subject to final scrutineering!

Publication time:	Clerk of the Course: Georg Ziegahn	Timekeeper: Steffen Ruhl
-------------------	------------------------------------	--------------------------



# ADAC GT Masters

## Sector List Qualifying 2

Provisional



Hockenheimring, Length: 4574m

Air temperature: 14.7°C

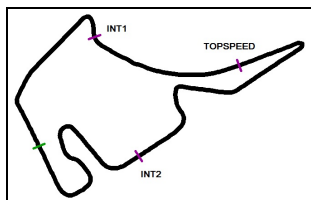
Track temperature: 19.5°C

Weather condition: Dry

**DMSB** Reg. Nr.: R-11498/20

Sunday, September 20, 2020 9:20:00

Lap Id	Time	SE1	SP1	SE2	SP2	SE3	SP3	TSP	Lap Id	Time	SE1	SP1	SE2	SP2	SE3	SP3	TSP		
<b>3 Rogivue, CHE(#1) / Hackländer, DEU(#2)</b>									<b>theoretical besttime: 1:39.394</b>										
1	2	18:13.341	16:40.972	110	57.017	180	35.352	195	178	5	2	<b>1:39.508</b>	<b>21.856</b>	<b>156</b>	<b>46.086</b>	<b>191</b>	31.566	202	256
2	2	1:50.087	24.576	153	51.742	139	33.769	201	224	6	2	1:41.863	22.002	158	47.876	183	31.985	202	251
3	2	1:40.485	22.339	156	46.520	190	31.626	202	256	7	2	1:39.759	22.004	157	46.132	191	31.623	203	255
4	2	1:39.544	21.939	156	46.153	191	<b>31.452</b>	<b>203</b>	<b>257</b>	8	2	1:57.260	21.856	157	46.128	190	49.276	58	256
<b>4 von Danwitz, DEU(#1) / Winkelhock, DEU(#2)</b>									<b>theoretical besttime: 1:39.302</b>										
1	2	19:16.456	17:36.260	120	1:01.319	139	38.877	167	182	5	2	1:39.566	22.009	156	46.281	191	<b>31.276</b>	<b>203</b>	256
2	2	1:57.855	25.492	154	54.031	180	38.332	202	201	6	2	<b>1:39.425</b>	<b>21.879</b>	<b>156</b>	46.248	190	31.298	202	256
3	2	1:40.452	22.272	146	46.731	191	31.449	202	255	7	2	1:50.854	21.892	155	<b>46.147</b>	<b>192</b>	42.815	45	256
4	2	1:40.530	22.004	152	46.834	190	31.692	202	<b>256</b>										
<b>7 Renauer, DEU(#1) / Asch, DEU(#2)</b>									<b>theoretical besttime: 1:38.673</b>										
1	2	17:52.076	16:23.730	124	52.023	180	36.323	195	232	5	2	1:40.751	22.176	147	46.356	193	32.219	205	253
2	2	1:51.870	25.019	139	50.940	180	35.911	202	237	6	2	<b>1:38.673</b>	<b>21.631</b>	<b>158</b>	<b>45.893</b>	<b>193</b>	<b>31.149</b>	<b>204</b>	255
3	2	1:45.050	22.310	157	46.287	191	36.453	202	253	7	2	1:39.206	21.642	158	45.974	194	31.590	157	255
4	2	1:39.455	22.124	156	46.102	192	31.229	204	<b>256</b>	8	2	3:36.923	46.202	84	1:45.570	77	1:05.151	55	72
5	2	<del>1:42.436</del>	<del>21.915</del>	<del>159</del>	<del>47.264</del>	<del>191</del>	<del>33.257</del>	<del>205</del>	<del>257</del>										
<b>8 Marschall, DEU(#1) / Schreiner, DEU(#2)</b>									<b>theoretical besttime: 1:39.799</b>										
1	2	15:29.804	13:53.890	121	58.849	174	37.065	180	162	6	2	1:40.537	22.199	158	46.313	190	32.025	201	<b>257</b>
2	2	1:55.966	26.353	134	54.899	174	34.714	196	169	7	2	1:40.022	22.143	159	<b>46.092</b>	<b>190</b>	31.787	201	255
3	2	1:46.244	23.746	151	48.338	184	34.160	199	255	8	2	1:39.916	22.081	157	46.122	191	31.713	202	256
4	2	1:41.499	22.695	154	46.398	190	32.406	201	255	9	2	<b>1:39.853</b>	<b>22.006</b>	<b>156</b>	46.146	192	<b>31.701</b>	<b>202</b>	256
5	2	1:40.587	22.232	157	46.260	190	32.095	<b>202</b>	256	10	2	2:40.771	22.043	161	1:13.524	71	1:05.204	54	147
<b>9 Read, AUS(#1) / Eriksson, SWE(#2)</b>									<b>theoretical besttime: 1:38.796</b>										
1	2	7:41.965	5:54.846	119	1:01.290	151	45.829	50	168	5	2	<b>1:38.866</b>	21.805	160	<b>45.867</b>	<b>195</b>	<b>31.194</b>	<b>208</b>	262
2	2	12:08.181	10:43.685	142	50.222	187	34.274	204	212	6	2	1:38.952	21.744	162	45.877	195	31.331	207	262
3	2	1:49.053	22.659	152	48.854	189	37.540	205	260	7	2	1:45.885	<b>21.735</b>	<b>161</b>	50.165	184	33.985	206	<b>266</b>
4	2	1:39.408	21.984	157	46.036	189	31.388	207	260	8	2	1:55.421	21.873	160	45.946	195	47.602	59	261
<b>10 Skoog, SWE(#1) / Yelloly, GBR(#2)</b>									<b>theoretical besttime: 1:38.754</b>										
1	2	4:45.089	2:54.182	120	1:04.224	176	46.683	46	112	6	2	1:41.249	22.079	159	46.645	193	32.525	206	265
2	2	13:38.626	12:14.152	146	50.397	188	34.077	203	252	7	2	1:39.199	21.932	160	45.811	194	31.456	207	265
3	2	2:00.662	23.116	154	55.817	163	41.729	205	251	8	2	1:38.976	21.854	163	45.730	193	31.392	207	264
4	2	1:39.437	22.195	160	45.914	192	<b>31.328</b>	206	264	9	2	2:11.967	22.648	155	47.797	145	1:01.522	44	263
5	2	<b>1:38.840</b>	<b>21.843</b>	161	<b>45.583</b>	<b>197</b>	31.414	206	<b>266</b>										
<b>11 Erhart, DEU(#1) / Kaffer, DEU(#2)</b>									<b>theoretical besttime: 1:39.333</b>										
1	2	18:25.151	16:53.658	124	54.462	179	37.031	168	218	5	2	1:45.385	22.081	158	49.520	110	33.784	202	<b>255</b>
2	2	2:00.828	25.086	149	54.565	151	41.177	198	248	6	2	1:39.467	<b>21.904</b>	<b>157</b>	46.206	192	<b>31.357</b>	<b>204</b>	255
3	2	1:40.830	22.611	157	46.401	<b>192</b>	31.818	203	255	7	2	<b>1:39.439</b>	21.918	159	<b>46.072</b>	<b>191</b>	31.449	202	255
4	2	1:39.690	22.077	156	46.172	191	31.441	<b>204</b>	255	8	2	2:27.934	21.931	152	1:03.700	79	1:02.303	58	254
<b>14 Johansson, SWE(#1) / Klingmann, DEU(#2)</b>									<b>theoretical besttime: 1:39.438</b>										
1	2	4:10.822	1:46.551	91	1:21.348	101	1:02.923	50	91	6	2	1:39.649	<b>21.830</b>	<b>157</b>	46.339	191	31.480	207	262
2	2	14:41.688	13:08.197	130	58.678	184	34.813	200	165	7	2	<b>1:39.638</b>	21.959	159	<b>46.149</b>	<b>191</b>	31.530	206	262
3	2	1:59.172	23.148	154	52.252	84	43.772	205	257	8	2	1:43.099	21.982	157	46.286	188	34.831	205	<b>264</b>
4	2	1:49.110	22.284	158	46.339	<b>193</b>	40.487	<b>207</b>	262	9	2	3:01.723	22.070	152	1:38.741	80	1:00.912	53	79
5	2	1:39.773	22.020	158	46.294	191	<b>31.459</b>	206	262										
<b>17 Bachler, AUT(#1) / De Silvestro, CHE(#2)</b>									<b>theoretical besttime: 1:39.126</b>										
1	2	18:29.690	16:58.855	126	55.204	178	35.631	195	208	5	2	<b>1:39.271</b>	<b>21.978</b>	<b>160</b>	46.028	191	<b>31.265</b>	<b>206</b>	257
2	2	1:57.510	24.374	146	52.396	130	40.740	201	250	6	2	1:39.363	22.068	158	<b>45.883</b>	<b>192</b>	31.412	205	<b>258</b>
3	2	1:41.943	22.972	146	47.090	190	31.881	204	254	7	2	1:39.354	22.112	160	45.924	193	31.318	204	257
4	2	1:39.522	22.093	159	45.977	192	31.452	205	256	8	2	2:14.601	22.107	159	50.123	79	1:02.371	48	257



# ADAC GT Masters

## Sector List Qualifying 2

Provisional



Hockenheimring, Length: 4574m

Air temperature: 14.7°C

Track temperature: 19.5°C

Weather condition: Dry

**DMSB** Reg. Nr.: R-11498/20

Sunday, September 20, 2020 9:20:00

Lap Id	Time	SE1	SP1	SE2	SP2	SE3	SP3	TSP	Lap Id	Time	SE1	SP1	SE2	SP2	SE3	SP3	TSP
<b>18</b>	Fittje, DEU(#1) / Jahn, DEU(#2)								<b>theoretical besttime: 1:38.526</b>								
1 2	18:13.580	16:44.725	133	53.985	176	34.870	198	205	5 2	1:38.670	<b>21.782</b>	<b>160</b>	45.806	193	31.082	206	<b>257</b>
2 2	1:46.187	23.956	154	49.264	187	32.967	198	251	6 2	<b>1:38.569</b>	21.825	161	<b>45.718</b>	<b>194</b>	<b>31.026</b>	<b>205</b>	256
3 2	1:41.935	22.665	160	47.624	190	31.646	205	246	7 2	1:40.759	21.906	159	45.887	186	32.966	205	257
4 2	1:38.916	21.921	161	45.789	193	31.206	205	255	8 2	1:49.721	21.873	161	45.754	194	42.094	55	256

<b>19</b>	Lagrange, BEL(#1) / Schmid, AUT(#2)								<b>theoretical besttime: 1:38.624</b>								
1 2	19:22.716	17:54.302	133	53.149	181	35.265	199	192	5 2	1:41.854	21.873	159	48.083	187	31.898	204	<b>257</b>
2 2	1:53.450	24.266	150	50.527	176	38.657	202	237	6 2	<b>1:38.624</b>	<b>21.736</b>	<b>158</b>	<b>45.838</b>	<b>193</b>	<b>31.050</b>	<b>205</b>	255
3 2	1:40.786	22.266	149	46.936	184	31.584	204	254	7 2	1:44.000	22.361	149	47.222	191	34.417	204	249
4 2	1:39.164	21.851	159	46.032	192	31.281	204	255	8 2	3:25.012	42.248	78	1:41.141	78	1:01.623	54	78

<b>20</b>	Wishofer, AUT(#1) / Boccolacci, FRA(#2)								<b>theoretical besttime: 1:38.790</b>								
1 2	19:57.112	18:20.781	112	59.121	166	37.210	192	190	5 2	1:39.106	<del>21.833</del>	<del>155</del>	<del>46.210</del>	<del>192</del>	<del>31.063</del>	<del>203</del>	<del>254</del>
2 2	1:51.687	26.195	145	51.565	183	33.927	197	240	5 2	<b>1:38.991</b>	<b>21.575</b>	<b>156</b>	46.235	192	<b>31.181</b>	<b>202</b>	255
3 2	1:44.962	23.473	147	48.828	188	32.661	<b>203</b>	218	6 2	2:02.218	21.739	157	<b>46.034</b>	<b>191</b>	54.445	50	<b>257</b>
4 2	1:39.266	21.959	155	46.083	191	31.224	202	254									

<b>21</b>	Keilwitz, DEU(#1) / Eriksson, SWE(#2)								<b>theoretical besttime: 1:39.288</b>								
1 2	20:09.512	18:28.323	119	1:02.309	137	38.880	185	173	5 2	1:39.515	22.046	158	46.233	191	31.236	204	255
2 2	1:51.427	24.737	141	53.057	177	33.633	197	210	6 2	<b>1:39.288</b>	<b>21.974</b>	<b>158</b>	<b>46.169</b>	<b>192</b>	<b>31.145</b>	<b>203</b>	255
3 2	1:44.160	23.188	149	48.752	187	32.220	203	253	7 2	2:14.717	21.996	157	48.475	105	1:04.246	48	255
4 2	1:41.313	22.192	157	46.512	191	32.609	202	<b>256</b>									

<b>22</b>	Stolz, DEU(#1) / Engel, DEU(#2)								<b>theoretical besttime: 1:38.850</b>								
1 2	18:03.133	16:39.736	135	49.778	183	33.619	197	244	5 2	1:38.971	21.773	159	<b>46.037</b>	<b>193</b>	31.161	202	252
2 2	1:45.973	23.443	156	47.185	188	35.345	201	252	6 2	1:41.987	22.206	154	47.089	191	32.692	203	250
3 2	1:46.895	22.315	158	46.716	190	37.864	202	253	7 2	1:39.003	21.806	157	46.126	192	31.071	202	<b>255</b>
4 2	<b>1:38.963</b>	21.804	158	46.088	192	<b>31.071</b>	203	253	8 2	1:51.821	<b>21.742</b>	<b>159</b>	46.099	192	43.980	53	254

<b>25</b>	Walilko, POL(#1) / Beckhusen, DEU(#2)								<b>theoretical besttime: 1:39.431</b>								
1 2	19:16.580	17:43.360	115	57.364	176	35.856	193	198	5 2	<b>1:39.624</b>	<b>22.008</b>	<b>155</b>	<b>46.042</b>	<b>193</b>	31.574	202	257
2 2	1:47.205	23.660	156	49.392	189	34.153	202	222	6 2	1:39.780	22.178	156	46.164	193	31.438	202	257
3 2	1:42.602	22.429	150	46.472	<b>193</b>	33.701	201	255	7		22.076	155	46.180	192			<b>257</b>
4 2	1:39.875	22.036	150	46.458	192	<b>31.381</b>	<b>203</b>	256									

<b>26</b>	Feller, CHE(#1) / Mücke, DEU(#2)								<b>theoretical besttime: 1:39.569</b>								
1 2	19:14.592	17:46.209	127	51.432	183	36.951	194	242	5 2	1:39.811	<b>21.785</b>	<b>155</b>	46.307	192	31.719	201	258
2 2	1:44.274	23.584	150	48.114	188	32.576	201	256	6 2	1:39.850	21.866	158	46.394	191	<b>31.590</b>	<b>202</b>	<b>258</b>
3 2	1:46.027	22.077	151	47.009	179	36.941	201	258	7 2	<b>1:39.753</b>	21.801	158	<b>46.194</b>	<b>192</b>	31.758	201	258
4 2	1:40.277	21.917	156	46.630	190	31.730	<b>203</b>	258	8 2	3:06.069	21.955	144	1:41.320	79	1:02.794	43	72

<b>28</b>	Hofer, AUT(#1) / Haase, DEU(#2)								<b>theoretical besttime: 1:38.383</b>								
1 2	18:22.784	16:57.591	133	51.102	183	34.091	193	247	5 2	1:41.116	21.743	159	47.539	178	31.834	204	255
2 2	2:08.507	23.141	158	1:06.050	141	39.316	198	254	6 2	1:42.792	21.772	158	47.089	188	33.931	202	<b>255</b>
3 2	1:59.000	23.814	154	59.976	159	35.210	203	216	7 2	<b>1:38.549</b>	21.825	154	<b>45.923</b>	<b>192</b>	<b>30.801</b>	<b>203</b>	254
4 2	1:38.816	21.884	156	45.986	192	30.946	<b>204</b>	255	8 2	2:38.246	<b>21.659</b>	<b>156</b>	1:15.459	79	1:01.128	58	179

<b>29</b>	Schramm, DEU(#1) / Mies, DEU(#2)								<b>theoretical besttime: 1:38.520</b>								
1 2	17:56.076	16:26.512	126	54.612	166	34.952	195	217	5 2	1:41.417	21.728	157	45.905	190	33.784	203	255
2 2	1:49.998	23.458	148	51.317	146	35.223	200	252	6 2	1:40.974	21.759	156	45.968	190	33.247	204	255
3 2	1:46.762	22.376	157	46.623	186	37.763	202	256	7 2	1:38.690	21.773	158	45.960	192	<b>30.957</b>	<b>205</b>	256
4 2	<b>1:38.686</b>	21.755	156	45.962	192	30.969	203	<b>257</b>	8 2	1:47.937	<b>21.674</b>	<b>157</b>	<b>45.889</b>	<b>194</b>	40.374	59	255



# ADAC GT Masters

## Sector List Qualifying 2

Provisional



Hockenheimring, Length: 4574m

Air temperature: 14.7°C

Track temperature: 19.5°C

Weather condition: Dry

**DMSB** Reg. Nr.: R-11498/20

Sunday, September 20, 2020 9:20:00

Lap	Id	Time	SE1	SP1	SE2	SP2	SE3	SP3	TSP	Lap	Id	Time	SE1	SP1	SE2	SP2	SE3	SP3	TSP
<b>30</b>	Ineichen, CHE(#1) / Bortolotti, ITA(#2)									<b>theoretical besttime: 1:38.292</b>									
1	2	20:28.069	19:02.018	127	51.056	177	34.995	199	247	5	2	1:42.584	21.728	158	49.033	187	31.823	202	<b>255</b>
2	2	1:47.580	23.178	157	47.180	187	37.222	201	254	6	2	1:39.319	21.637	158	46.101	192	31.581	203	254
3	2	1:38.836	21.791	158	46.163	192	<b>30.882</b>	<b>204</b>	254	7	2	2:29.612	21.596	157	1:06.499	79	1:01.517	52	254
4	<b>2</b>	<b>1:38.411</b>	<b>21.516</b>	<b>160</b>	<b>45.894</b>	<b>193</b>	31.001	204	254										

<b>31</b>	Niederhauser, CHE(#1) / van der Linde, ZAF(#2)									<b>theoretical besttime: 1:38.586</b>									
1	2	17:38.352	16:07.263	125	55.542	138	35.547	193	228	6	<b>2</b>	<b>1:38.600</b>	<b>21.573</b>	<b>156</b>	45.972	191	<b>31.055</b>	<b>205</b>	255
2	2	1:45.640	23.828	155	48.505	183	33.307	198	252	7	2	1:41.876	21.928	156	47.494	188	32.454	203	255
3	2	1:49.555	23.121	<b>159</b>	47.568	140	38.866	204	252	8	2	1:39.527	21.689	156	<b>45.958</b>	<b>191</b>	31.880	203	255
4	2	1:38.826	21.760	158	46.004	191	31.062	<b>205</b>	<b>255</b>	9	2	3:13.846	31.040	79	1:41.536	81	1:01.270	55	77
5	2	1:38.787	21.616	155	46.082	191	31.089	204	255										

<b>32</b>	Weerts, BEL(#1) / Vanthoor, BEL(#2)									<b>theoretical besttime: 1:38.628</b>									
1	2	19:35.960	18:09.089	120	53.155	181	33.716	198	219	5	2	1:41.320	21.788	157	47.711	185	31.821	204	<b>257</b>
2	2	1:49.790	22.884	157	50.691	187	36.215	201	248	6	2	1:38.992	<b>21.525</b>	<b>157</b>	46.426	192	<b>31.041</b>	<b>204</b>	255
3	2	1:39.585	21.818	153	46.337	190	31.430	<b>204</b>	254	7	2	<del>1:38.574</del>	<del>21.609</del>	<del>158</del>	<del>45.873</del>	<del>193</del>	<del>31.089</del>	<del>204</del>	<del>257</del>
4	<b>2</b>	<b>1:38.973</b>	21.861	156	<b>46.062</b>	<b>193</b>	31.050	204	254	7	2	3:32.410	46.923	81	1:38.718	78	1:06.769	58	79

<b>33</b>	Salaquarda, CZE(#1) / Stippler, DEU(#2)									<b>theoretical besttime: 1:38.853</b>									
1	2	19:08.209	17:32.018	116	1:00.181	175	36.010	183	171	5	<b>2</b>	<b>1:38.853</b>	<b>21.853</b>	<b>158</b>	<b>45.831</b>	<b>192</b>	<b>31.169</b>	<b>203</b>	258
2	2	1:54.670	25.445	138	55.096	185	34.129	201	190	6	2	1:41.205	21.948	156	46.014	192	33.243	204	<b>258</b>
3	2	1:46.813	22.457	<b>158</b>	52.759	191	31.597	<b>205</b>	165	7	2	1:39.041	21.918	158	45.900	191	31.223	204	257
4	2	1:39.006	21.855	158	45.953	192	31.198	204	257	8	2	3:06.362	23.584	75	1:40.886	78	1:01.892	57	78

<b>36</b>	Dienst, DEU(#1) / Frommenwiler, CHE(#2)									<b>theoretical besttime: 1:39.613</b>									
1	2	5:59.283	4:29.859	120	55.396	183	34.028	199	178	6	2	1:59.477	22.156	157	51.525	150	45.796	58	254
2	2	1:43.113	23.337	153	47.452	190	32.324	201	252	7	2	10:00.832	8:40.373	134	48.589	190	31.870	203	247
3	2	1:40.764	22.231	154	46.809	190	31.724	201	253	8	<b>2</b>	<b>1:39.729</b>	21.951	159	<b>46.343</b>	<b>188</b>	31.435	203	254
4	2	1:40.277	22.028	157	46.643	190	31.606	201	254	9	2	1:39.883	<b>21.937</b>	<b>158</b>	46.613	191	<b>31.333</b>	<b>202</b>	<b>255</b>
5	2	1:39.912	21.963	157	46.395	<b>191</b>	31.554	202	254	10	2	2:01.360	21.952	158	49.886	135	49.522	59	252

<b>47</b>	Dontje, NLD(#1) / Götz, DEU(#2)									<b>theoretical besttime: 1:38.436</b>									
1	2	20:01.129	18:29.705	126	55.212	153	36.212	187	198	5	2	1:38.583	<b>21.710</b>	<b>160</b>	45.966	193	30.907	204	256
2	2	1:50.396	23.697	137	51.945	180	34.754	198	241	6	<b>2</b>	<b>1:38.520</b>	21.720	160	<b>45.853</b>	<b>194</b>	30.947	203	<b>257</b>
3	2	1:50.052	23.484	148	53.894	180	32.674	203	243	7	2	2:12.842	21.963	160	49.979	79	1:00.900	53	257
4	2	1:38.566	21.800	160	45.893	193	<b>30.873</b>	<b>204</b>	256										

<b>48</b>	Ellis, GBR(#1) / Marciello, ITA(#2)									<b>theoretical besttime: 1:38.761</b>									
1	2	20:44.960	19:05.989	123	54.318	151	44.653	197	198	4	2	1:47.227	21.814	157	48.846	191	36.567	202	244
2	2	<del>1:48.090</del>	<del>23.248</del>	<del>149</del>	<del>47.924</del>	<del>189</del>	<del>36.948</del>	<del>203</del>	<del>241</del>	5	2	1:38.856	21.786	157	<b>46.082</b>	<b>193</b>	<b>30.988</b>	<b>203</b>	254
2	2	1:39.022	21.867	157	46.135	192	31.020	<b>203</b>	254	6	2	2:56.847	21.727	158	1:34.793	79	1:00.327	59	79
3	<b>2</b>	<b>1:38.833</b>	<b>21.691</b>	<b>158</b>	46.095	192	31.047	203	<b>254</b>										

<b>63</b>	Costa Balboa, ESP(#1) / Perera, FRA(#2)									<b>theoretical besttime: 1:38.904</b>									
1	2	18:38.141	17:09.118	124	53.561	179	35.462	198	175	5	2	1:40.369	21.626	160	45.873	193	32.860	205	258
2	2	1:56.532	23.401	154	51.750	147	41.381	203	193	5	2	1:39.496	<b>21.742</b>	<b>160</b>	45.971	194	31.783	205	257
3	2	1:43.262	22.278	160	47.320	188	33.664	204	256	6	2	1:39.347	21.851	162	<b>45.895</b>	<b>194</b>	31.601	205	258
4	<b>2</b>	<b>1:39.270</b>	21.867	160	46.136	192	<b>31.267</b>	<b>206</b>	258	7	2	2:32.137	21.838	161	1:07.660	78	1:02.639	54	<b>260</b>

<b>71</b>	Paul, DEU(#1) / Langeveld, NLD(#2)									<b>theoretical besttime: 1:39.347</b>									
1	2	17:40.974	16:08.352	122	56.551	178	36.071	192	205	6	2	1:41.538	23.582	155	46.429	191	31.527	204	254
2	2	1:46.889	24.725	150	48.830	185	33.334	198	240	6	<b>2</b>	<b>1:39.527</b>	21.924	153	46.304	191	<b>31.299</b>	<b>204</b>	254
3	2	1:50.554	22.788	158	48.742	141	39.024	203	254	7	2	1:43.178	<b>21.884</b>	<b>158</b>	<b>46.164</b>	<b>191</b>	35.130	197	255
4	2	1:40.403	22.192	153	46.667	191	31.544	204	254	8	2	3:31.234	43.633	87	1:40.209	79	1:07.392	52	75
5	2	1:39.766	21.933	154	46.439	190	31.394	204	<b>255</b>										





# ADAC GT Masters

## Sector List Qualifying 2

Provisional



Hockenheimring, Length: 4574m

Air temperature: 14.7°C

Track temperature: 19.5°C

Weather condition: Dry

**DMSB** Reg. Nr.: R-11498/20

Sunday, September 20, 2020 9:20:00

Lap Id	Time	SE1	SP1	SE2	SP2	SE3	SP3	TSP	Lap Id	Time	SE1	SP1	SE2	SP2	SE3	SP3	TSP		
<b>72</b>	Schöll, AUT(#1) / Pepper, ZAF(#2)								<b>theoretical besttime: 1:39.163</b>										
1	2	20:36.854	19:03.708	127	54.940	160	38.206	198	222	3	2	1:39.453	21.784	160	46.358	193	31.311	203	255
2	2	1:49.001	23.229	158	51.283	175	34.489	202	199	4	2	<b>1:39.252</b>	21.853	159	<b>46.202</b>	<b>193</b>	<b>31.197</b>	<b>203</b>	<b>256</b>
3	2	1:41.054	22.270	159	46.995	190	31.789	202	255	5	2	2:26.145	<b>21.764</b>	<b>158</b>	59.411	70	1:04.970	59	256
3	2	1:40.448	22.323	158	46.615	191	31.510	203	255										

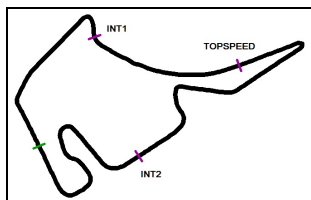
<b>77</b>	Pommer, DEU(#1) / Schmidt, CHE(#2)								<b>theoretical besttime: 1:38.866</b>										
1	2	4:17.693	1:48.304	92	1:26.187	117	1:03.202	46	103	5	2	<b>1:39.081</b>	<b>21.763</b>	<b>162</b>	45.991	191	31.327	208	258
2	2	17:22.464	15:43.305	131	1:01.847	181	37.312	201	161	6	2	1:40.368	21.821	162	45.844	189	32.703	207	259
3	2	1:48.419	23.123	153	52.245	185	33.051	<b>208</b>	225	7	2	2:01.733	21.867	161	<b>45.808</b>	<b>186</b>	54.058	49	<b>261</b>
4	2	1:39.354	22.041	<b>163</b>	46.018	190	<b>31.295</b>	207	258										

<b>82</b>	Zimmermann, DEU(#1) / Schothorst, NLD(#2)								<b>theoretical besttime: 1:38.137</b>										
1	2	20:07.123	18:33.034	119	57.518	180	36.571	194	224	5	2	1:38.267	<b>21.538</b>	<b>160</b>	45.929	194	<b>30.800</b>	<b>206</b>	255
2	2	1:48.394	23.902	149	50.622	188	33.870	202	230	6	2	<b>1:38.193</b>	21.567	161	<b>45.799</b>	<b>196</b>	30.827	205	256
3	2	1:42.834	22.834	158	48.361	189	31.639	204	254	7	2	2:13.836	21.812	161	49.334	158	1:02.690	41	<b>257</b>
4	2	1:38.410	21.540	159	45.978	191	30.892	204	255										

<b>91</b>	Joos, DEU(#1) / Holzer, DEU(#2)								<b>theoretical besttime: 1:38.699</b>										
1	2	19:01.973	17:21.423	114	1:03.251	141	37.299	197	182	5	2	1:39.135	21.908	161	45.983	192	31.244	203	255
2	2	1:53.151	23.385	156	49.026	117	40.740	180	252	6	2	1:38.989	21.839	161	45.970	192	<b>31.180</b>	<b>205</b>	255
3	2	1:48.103	24.093	158	46.449	190	37.561	204	255	7	2	<b>1:38.870</b>	21.826	161	<b>45.839</b>	<b>191</b>	31.205	204	<b>257</b>
4	2	1:40.164	21.886	160	46.068	<b>193</b>	32.210	203	256	8	2	2:56.222	<b>21.680</b>	<b>160</b>	1:33.450	79	1:01.092	52	79

<b>92</b>	Engelhart, DEU(#1) / Ammermüller, DEU(#2)								<b>theoretical besttime: 1:39.010</b>										
1	2	17:37.498	16:04.892	119	56.453	173	36.153	192	177	6	2	1:44.232	21.780	158	46.048	193	36.404	204	254
2	2	1:45.656	23.857	<b>160</b>	48.587	187	33.212	200	235	7	2	<b>1:39.087</b>	21.841	160	<b>46.007</b>	<b>193</b>	<b>31.239</b>	<b>203</b>	255
3	2	1:48.339	23.239	154	47.104	189	37.996	204	253	8	2	1:46.231	21.890	154	49.180	191	35.161	204	255
4	2	1:39.195	21.860	159	46.065	192	31.270	204	254	9	2	3:22.360	40.640	81	1:39.265	82	1:02.455	53	81
5	2	1:39.093	<b>21.764</b>	156	46.083	193	31.246	<b>205</b>	<b>255</b>										

<b>99</b>	Renauer, DEU(#1) / Müller, DEU(#2)								<b>theoretical besttime: 1:38.846</b>										
1	2	19:22.143	17:42.605	108	1:01.376	161	38.162	183	150	5	2	<b>1:38.969</b>	<b>21.697</b>	<b>159</b>	45.918	192	31.354	203	<b>255</b>
2	2	1:57.971	25.975	146	53.056	113	38.940	197	193	6	2	1:42.094	21.755	160	48.396	187	31.940	205	257
3	2	1:47.342	24.053	139	50.742	186	32.547	204	180	6	2	1:39.002	21.853	160	<b>45.896</b>	<b>193</b>	<b>31.253</b>	<b>194</b>	255
4	2	1:40.203	21.892	152	46.199	<b>193</b>	32.112	<b>205</b>	254	7	2	3:29.987	44.340	79	1:40.240	80	1:05.407	48	79



# ADAC GT Masters

## Top speed list Qualifying 2

Provisional



Hockenheimring, Length: 4574m

Air temperature: 14.7°C

Track temperature: 19.5°C

Weather condition: Dry

**DMSB** Reg. Nr.: R-11498/20

Sunday, September 20, 2020 9:20:00

#	Name (NAT)	Team	Car name	Speed	Lap	Race time
10	Nick Yelloly (GBR)	Schubert Motorsport (DEU)	BMW M6 GT3	266.00	5	22:38.209
9	Joel Eriksson (SWE)	Schubert Motorsport (DEU)	BMW M6 GT3	266.00	7	27:10.768
14	Jens Klingmann (DEU)	MRS GT-Racing (DEU)	BMW M6 GT3	264.05	8	28:14.536
77	Jeffrey Schmidt (CHE)	Callaway Competition (DEU)	Corvette C7 GT3-R	261.50	7	29:01.936
63	Franck Perera (FRA)	GRT GRASSER RACING TEAM (AUT)	Lamborghini Huracan GT3 EVO	260.24	7	29:30.989
26	Stefan Mücke (DEU)	BWT Mücke Motorsport (DEU)	Audi R8 LMS GT3	258.99	6	26:39.723
33	Frank Stippler (DEU)	Team ISR (CZE)	Audi R8 LMS GT3	258.99	6	26:42.384
17	Simona De Silvestro (CHE)	KÜS TEAM75 Bernhard (DEU)	Porsche 911 GT3 R	258.37	6	26:02.837
8	Carrie Schreiner (DEU)	RUTRONIK-RACING (DEU)	Audi R8 LMS GT3	257.75	6	23:09.219
19	Clemens Schmid (AUT)	GRT GRASSER RACING TEAM (AUT)	Lamborghini Huracan GT3 EVO	257.75	5	25:10.854
25	Mike Beckhusen (DEU)	BWT Mücke Motorsport (DEU)	Audi R8 LMS GT3	257.75	7	28:20.676
29	Christopher Mies (DEU)	Montaplast by Land Motorsport (DEU)	Audi R8 LMS GT3	257.14	4	22:07.552
3	Maximilian Hackländer (DEU)	Aust Motorsport (DEU)	Audi R8 LMS GT3	257.14	4	22:18.774
18	David Jahn (DEU)	KÜS TEAM75 Bernhard (DEU)	Porsche 911 GT3 R	257.14	5	23:55.218
32	Dries Vanthoor (BEL)	TEAM WRT (BEL)	Audi R8 LMS GT3	257.14	5	25:19.007
47	Maximilian Götz (DEU)	MANN-FILTER Team HTP-WINWARD (DEU)	Mercedes-AMG GT3 EVO	257.14	6	27:33.324
91	Marco Holzer (DEU)	Joos Sportwagentechnik (DEU)	Porsche 911 GT3 R	257.14	7	28:16.161
20	Dorian Bocolacci (FRA)	Team Zakspeed BKK Mobil Oil Racing (DEU)	Mercedes-AMG GT3 EVO	257.14	6	29:05.779
82	Steijn Schothorst (NLD)	GRT GRASSER RACING TEAM (AUT)	Lamborghini Huracan GT3 EVO	257.14	7	29:07.886
7	Sebastian Asch (DEU)	Precote Herberth Motorsport (DEU)	Porsche 911 GT3 R	256.53	4	22:04.091
4	Markus Winkelhock (DEU)	Aust Motorsport (DEU)	Audi R8 LMS GT3	256.53	4	23:29.829
21	Jimmy Eriksson (SWE)	Team Zakspeed BKK Mobil Oil Racing (DEU)	Mercedes-AMG GT3 EVO	256.53	4	24:20.268
72	Jordan Lee Pepper (ZAF)	T3-HRT-Motorsport (DEU)	Bentley Continental GT3	256.53	4	28:01.583
31	Kelvin van der Linde (ZAF)	RUTRONIK-RACING (DEU)	Audi R8 LMS GT3	255.92	4	21:48.257
11	Pierre Kaffer (DEU)	EFP Car Collection by TECE (DEU)	Audi R8 LMS GT3	255.92	5	24:21.533
99	Sven Müller (DEU)	Precote Herberth Motorsport (DEU)	Porsche 911 GT3 R	255.92	5	25:22.224
30	Mirko Bortolotti (ITA)	TEAM WRT (BEL)	Audi R8 LMS GT3	255.92	5	26:07.549
28	Christopher Haase (DEU)	Montaplast by Land Motorsport (DEU)	Audi R8 LMS GT3	255.92	6	26:24.935
36	Philipp Frommenwiler (CHE)	DLV-Team Schuetz Motorsport (DEU)	Mercedes-AMG GT3	255.92	9	26:58.198
92	Michael Ammermüller (DEU)	SSR Performance (DEU)	Porsche 911 GT3 R	255.31	5	23:25.438
71	Niels Langeveld (NLD)	T3-HRT-Motorsport (DEU)	Audi R8 LMS GT3	255.31	5	23:33.859
22	Maro Engel (DEU)	Toksport WRT (DEU)	Mercedes-AMG GT3 EVO	255.31	7	27:10.702
48	Raffaele Marciello (ITA)	KNAUS Team HTP-WINWARD (DEU)	Mercedes-AMG GT3 EVO	254.71	3	24:46.741