

Final Classification

Result List

Stewards / Race Management

STEWARD	Achim Loth
STEWARD	Yasin Özer
STEWARD	Franz-Josef Serr
RACE DIRECTOR	Niels Wittich
CLERK OF THE COURSE	Georg Ziegahn
TECHNICAL DELEGATE	Erik Wilhelmi
CHIEF TIMEKEEPER	Steffen Ruhl

Weather Start/Finish

AIR	25.1°C
TRACK	31.8°C
CONDITIONS	Dry
PRESSURE	1010 hPa
AIR	25.2°C
TRACK	35.0°C
CONDITIONS	Dry
PRESSURE	1010 hPa

Track Information

GREEN FLAG	16:17:00
CHEQUERED FLAG	16:48:34
SAFETY CAR PHASE	1
FULL COURSE YELLOW PHASE	0
TRACK NAME	Hockenheimring
TRACK LENGTH	4574m
TURN COUNT	17
TOTAL DISTANCE	77.75km
FASTEST LAP:	#46. MIN - 1:41.718

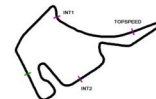
STARTED: 17 CLASSIFIED: 16 NOT CLASSIFIED: 1 DISQUALIFIED: 0

Nr.	Drivers	Team	Laps	Total Time	Gap	Kph	Lap	Time	Kph
Cl.	Car	Competitor							
1	87 O.Bearman(GBR) R ADAC Formel 4	US Racing(DEU) US Racing	17	31:33.925		147.6	9	1:42.063	161.3
2	77 T.Tramnitz(DEU) R ADAC Formel 4	(T) US Racing(DEU) US Racing	17	31:34.269	0.344	147.5	9	1:42.088	161.2
3	46 G.Mini(ITA) R ADAC Formel 4	(T) Prema Powerteam SRL(ITA) Prema Powerteam SRL	17	31:36.055	2.130	147.3	17	1:41.718	161.8
4	17 J.Edgar(GBR) ADAC Formel 4	(T) Van Amersfoort Racing(NLD) Van Amersfoort Racing	17	31:39.174	5.249	147.2	9	1:41.925	161.5
5	4 V.Bernier(FRA) ADAC Formel 4	(T) R-ACE GP(FRA) R-ACE GP	17	31:39.552	5.627	147.3	9	1:42.101	161.2
6	58 E.Seppänen(FIN) ADAC Formel 4	(T) US Racing(DEU) US Racing	17	31:41.165	7.240	147.3	17	1:42.214	161.0
7	51 F.Pizzi(ITA) R ADAC Formel 4	Van Amersfoort Racing(NLD) Van Amersfoort Racing	17	31:42.343	8.418	147.3	15	1:41.892	161.6
8	52 J.Crawford(USA) ADAC Formel 4	(T) Van Amersfoort Racing(NLD) Van Amersfoort Racing	17	31:43.101	9.176	147.1	15	1:42.292	160.9
9	16 D.Beganovic(SWE) R ADAC Formel 4	(T) Prema Powerteam SRL(ITA) Prema Powerteam SRL	17	31:45.266	11.341	146.9	15	1:42.528	160.6
10	95 V.Lomko(RUS) R ADAC Formel 4	US Racing(DEU) US Racing	17	31:47.904	13.979	146.8	17	1:42.484	160.6
11	29 J.Dürksen(DEU) ADAC Formel 4	(T) ADAC Berlin-Brandenburg e.V.(DEU) ADAC Berlin-Brandenburg e.V.	17	31:51.039	17.114	146.3	16	1:43.170	159.6
12	23 E.Zuniga(MEX) R ADAC Formel 4	ADAC Berlin-Brandenburg e.V.(DEU) ADAC Berlin-Brandenburg e.V.	17	31:51.572	17.647	146.6	10	1:42.831	160.1
13	72 L.Fornaroli(ITA) R ADAC Formel 4	Iron Lynx(ITA) Iron Lynx	17	31:51.972	18.047	146.5	10	1:42.870	160.0
14	6 K.Smal(RUS) R ADAC Formel 4	(T) R-ACE GP(FRA) R-ACE GP	17	31:52.355	18.430	146.5	9	1:42.968	159.9
15	7 J.Knopp(CZE) R ADAC Formel 4	(T) ADAC Berlin-Brandenburg e.V.(DEU) ADAC Berlin-Brandenburg e.V.	17	31:56.062	22.137	146.1	11	1:43.518	159.0
16	78 H.AI Qubaisi(UAE) ADAC Formel 4	(T) ABU DHABI RACING UAE(UAE) ABU DHABI RACING UAE	17	32:04.709	30.784	145.5	17	1:42.529	160.6
Not classified									
15	S.Montoya(COL) R ADAC Formel 4	Prema Powerteam SRL(ITA) Prema Powerteam SRL	1	1:53.589	16LAPS				

Fastest lap of the race. Car 46 driver Gabriele Mini on lap 17. Time 1:41.718, average speed 161.8 km/h.

T = nominated for Team Classification

Steward: Achim Loth	Steward: Yasin Özer	Steward: Franz-Josef Serr
---------------------	---------------------	---------------------------



Final Classification

Class Result List

Stewards / Race Management

STEWARD	Achim Loth
STEWARD	Yasin Özer
STEWARD	Franz-Josef Serr
RACE DIRECTOR	Niels Wittich
CLERK OF THE COURSE	Georg Ziegahn
TECHNICAL DELEGATE	Erik Wilhelmi
CHIEF TIMEKEEPER	Steffen Ruhl

Weather Start/Finish

AIR	25.1°C
TRACK	31.8°C
CONDITIONS	Dry
PRESSURE	1010 hPa
AIR	25.2°C
TRACK	35.0°C
CONDITIONS	Dry
PRESSURE	1010 hPa

Track Information

GREEN FLAG	16:17:00
CHEQUERED FLAG	16:48:34
SAFETY CAR PHASE	1
FULL COURSE YELLOW PHASE	0
TRACK NAME	Hockenheimring
TRACK LENGTH	4574m
TURN COUNT	17
TOTAL DISTANCE	77.75km
FASTEST LAP:	#46. MIN - 1:41.718

STARTED: 17 CLASSIFIED: 16 NOT CLASSIFIED: 1 DISQUALIFIED: 0

Nr.	Drivers	Team	Laps	Total Time	Gap	Kph	Lap	Time	Kph
	Car	Competitor							

CLASS: Rookie

Started: 11	Classified: 10	Not Classified: 1							
1	87 O.Bearman(GBR) ADAC Formel 4	US Racing(DEU) US Racing	17	31:33.925		147.6	9	1:42.063	161.3
2	77 T.Tramnitz(DEU) ADAC Formel 4	US Racing(DEU) US Racing	17	31:34.269	0.344	147.5	9	1:42.088	161.2
3	46 G.Mini(ITA) ADAC Formel 4	Prema Powerteam SRL(ITA) Prema Powerteam SRL	17	31:36.055	2.130	147.3	17	1:41.718	161.8
4	51 F.Pizzi(ITA) ADAC Formel 4	Van Amersfoort Racing(NLD) Van Amersfoort Racing	17	31:42.343	8.418	147.3	15	1:41.892	161.6
5	16 D.Beganovic(SWE) ADAC Formel 4	Prema Powerteam SRL(ITA) Prema Powerteam SRL	17	31:45.266	11.341	146.9	15	1:42.528	160.6
6	95 V.Lomko(RUS) ADAC Formel 4	US Racing(DEU) US Racing	17	31:47.904	13.979	146.8	17	1:42.484	160.6
7	23 E.Zuniga(MEX) ADAC Formel 4	ADAC Berlin-Brandenburg e.V.(DEU) ADAC Berlin-Brandenburg e.V.	17	31:51.572	17.647	146.6	10	1:42.831	160.1
8	72 L.Fornaroli(ITA) ADAC Formel 4	Iron Lynx(ITA) Iron Lynx	17	31:51.972	18.047	146.5	10	1:42.870	160.0
9	6 K.Smal(RUS) ADAC Formel 4	R-ACE GP(FRA) R-ACE GP	17	31:52.355	18.430	146.5	9	1:42.968	159.9
10	7 J.Knopp(CZE) ADAC Formel 4	ADAC Berlin-Brandenburg e.V.(DEU) ADAC Berlin-Brandenburg e.V.	17	31:56.062	22.137	146.1	11	1:43.518	159.0
Not classified									
	15 S.Montoya(COL) ADAC Formel 4	Prema Powerteam SRL(ITA) Prema Powerteam SRL	1	1:53.589	16LAPS				

Fastest lap of the class. Car 46 driver Gabriele Mini on lap 17. Time 1:41.718, average speed 161.8 km/h.

T = nominated for Team Classification

Steward: Achim Loth	Steward: Yasin Özer	Steward: Franz-Josef Serr
---------------------	---------------------	---------------------------



ADAC Formel 4

Sector List Race 2

Provisional



Hockenheimring, Length: 4574m

Air temperature: 24.82°C

Track temperature: 30.3°C

Weather condition: Dry

DMSB Reg. Nr.: R-11498/20

Saturday, September 19, 2020 16:10:00

Lap	Id	Time	SE1	SP1	SE2	SP2	SE3	SP3	TSP	Lap	Id	Time	SE1	SP1	SE2	SP2	SE3	SP3	TSP
4 Bernier, FRA(#1)										theoretical besttime: 1:42.101									
1	0	1:51.169	29.643	139	49.608	176	31.918	188	223	10	0	1:42.414	22.510	150	48.531	180	31.373	187	226
2	0	2:03.690	22.797	150	56.522	104	44.371	131	227	11	0	1:42.370	22.643	150	48.343	180	31.384	188	225
3	0	2:24.651	31.779	115	1:06.524	131	46.348	147	165	12	0	1:42.498	22.468	150	48.576	179	31.454	187	225
4	0	2:22.804	30.294	107	1:08.369	135	44.141	149	171	13	0	1:42.388	22.488	150	48.516	180	31.384	188	225
5	0	2:22.554	29.409	111	1:02.449	118	50.696	187	183	14	0	1:42.655	22.533	150	48.697	179	31.425	187	225
6	0	1:43.699	22.934	150	49.088	180	31.677	187	231	15	0	1:42.599	22.599	151	48.552	179	31.448	187	225
7	0	1:43.264	22.731	150	48.588	177	31.945	187	229	16	0	1:45.003	22.696	149	49.449	177	32.858	184	225
8	0	1:42.625	22.675	150	48.558	180	31.392	188	228	17	0	1:43.068	22.694	149	48.530	180	31.844	187	230
9	0	1:42.101	22.420	150	48.328	180	31.353	186	229										

Lap	Id	Time	SE1	SP1	SE2	SP2	SE3	SP3	TSP	Lap	Id	Time	SE1	SP1	SE2	SP2	SE3	SP3	TSP
6 Smal, RUS(#1)										theoretical besttime: 1:42.884									
1	0	1:54.567	31.061	146	50.626	176	32.880	184	225	10	0	1:43.079	22.681	149	48.712	179	31.686	187	229
2	0	2:06.089	23.393	147	58.974	104	43.722	144	228	11	0	1:43.846	22.743	149	48.842	180	32.261	187	229
3	0	2:25.748	31.372	85	1:06.923	98	47.453	124	146	12	0	1:43.798	22.813	149	49.012	176	31.973	187	228
4	0	2:21.855	30.515	100	1:07.005	133	44.335	146	130	13	0	1:44.341	22.652	149	49.537	174	32.152	186	225
5	0	2:18.971	29.660	124	1:01.400	135	47.911	185	168	14	0	1:43.078	22.725	148	48.606	179	31.747	186	227
6	0	1:44.543	23.403	149	49.037	179	32.103	187	229	15	0	1:44.109	22.730	148	49.402	177	31.977	187	228
7	0	1:44.656	23.378	146	49.312	177	31.966	185	225	16	0	1:43.495	22.733	148	48.787	179	31.975	186	230
8	0	1:43.984	22.813	149	49.196	179	31.975	188	226	17	0	1:43.228	22.733	149	48.627	179	31.868	185	227
9	0	1:42.968	22.736	148	48.587	180	31.645	187	229										

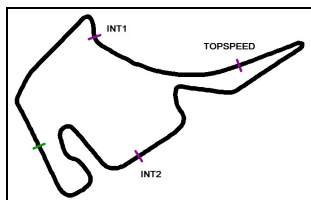
Lap	Id	Time	SE1	SP1	SE2	SP2	SE3	SP3	TSP	Lap	Id	Time	SE1	SP1	SE2	SP2	SE3	SP3	TSP
7 Knopp, CZE(#1)										theoretical besttime: 1:43.110									
1	0	1:53.412	30.317	141	49.849	177	33.246	185	229	10	0	1:43.688	22.926	148	48.738	181	32.024	187	228
2	0	2:08.765	23.062	146	1:03.190	98	42.513	124	197	11	0	1:43.518	22.843	149	48.626	180	32.049	188	227
3	0	2:25.505	31.017	80	1:08.186	95	46.302	132	131	12	0	1:43.554	22.803	148	48.991	180	31.760	188	227
4	0	2:22.362	31.885	63	1:06.263	133	44.214	130	122	13	0	1:43.788	22.724	148	48.977	171	32.087	183	228
5	0	2:17.817	30.106	127	1:00.752	134	46.959	187	178	14	0	1:43.809	22.999	148	48.851	179	31.959	188	228
6	0	1:45.281	23.499	150	49.152	179	32.630	188	231	15	0	1:43.661	22.769	148	48.919	179	31.973	186	227
7	0	1:44.873	22.899	149	49.623	177	32.351	186	230	16	0	1:43.927	22.905	148	48.914	179	32.108	185	228
8	0	1:43.826	22.827	148	49.069	181	31.930	188	230	17	0	1:44.703	23.030	150	48.880	178	32.793	182	228
9	0	1:43.573	22.809	149	48.858	180	31.906	187	228										

Lap	Id	Time	SE1	SP1	SE2	SP2	SE3	SP3	TSP	Lap	Id	Time	SE1	SP1	SE2	SP2	SE3	SP3	TSP
15 Montoya, COL(#1)										theoretical besttime: 1:46.555									
1	0	1:53.589	29.993	138	50.535	178	33.061	187	223	2			22.959	149					

Lap	Id	Time	SE1	SP1	SE2	SP2	SE3	SP3	TSP	Lap	Id	Time	SE1	SP1	SE2	SP2	SE3	SP3	TSP
16 Beganovic, SWE(#1)										theoretical besttime: 1:42.332									
1	0	1:51.988	30.101	141	49.502	178	32.385	187	228	10	0	1:43.331	22.434	149	48.688	178	32.209	188	228
2	0	2:03.429	22.606	150	56.845	108	43.978	136	223	11	0	1:43.950	22.788	150	49.090	177	32.072	188	230
3	0	2:25.012	31.951	118	1:06.578	109	46.483	147	158	12	0	1:42.775	22.577	150	48.591	180	31.607	188	227
4	0	2:22.589	29.974	116	1:08.383	134	44.232	148	169	13	0	1:42.566	22.397	149	48.565	179	31.604	188	226
5	0	2:22.162	29.289	105	1:02.401	110	50.472	187	185	14	0	1:42.759	22.584	151	48.530	180	31.645	187	225
6	0	1:45.625	22.978	149	49.557	175	33.090	187	226	15	0	1:42.528	22.546	150	48.469	180	31.513	187	225
7	0	1:43.940	23.042	148	48.914	180	31.984	187	224	16	0	1:42.627	22.568	149	48.593	180	31.466	186	225
8	0	1:44.414	23.083	146	49.714	178	31.617	188	230	17	0	1:42.900	22.617	149	48.654	179	31.629	187	225
9	0	1:42.671	22.485	150	48.687	180	31.499	187	227										

Lap	Id	Time	SE1	SP1	SE2	SP2	SE3	SP3	TSP	Lap	Id	Time	SE1	SP1	SE2	SP2	SE3	SP3	TSP
17 Edgar, GBR(#1)										theoretical besttime: 1:41.669									
1	0	1:49.928	28.904	144	49.128	180	31.896	187	225	10	0	1:43.851	22.598	147	49.431	178	31.822	188	227
2	0	2:06.670	22.578	149	1:00.145	109	43.947	133	229	11	0	1:42.305	22.438	151	48.251	181	31.616	188	230
3	0	2:25.525	32.086	105	1:06.242	114	47.197	127	154	12	0	1:42.100	22.380	149	48.278	181	31.442	190	229
4	0	2:22.121	29.449	103	1:08.381	125	44.291	145	142	13	0	1:41.986	22.316	150	48.214	181	31.456	189	229
5	0	2:21.430	29.162	107	1:02.169	123	50.099	189	181	14	0	1:42.043	22.363	149	48.096	182	31.584	189	229
6	0	1:44.514	22.971	149	49.128	177	32.415	189	233	15	0	1:42.087	22.371	150	48.144	182	31.572	190	230
7	0	1:43.168	22.634	150	48.550	182	31.984	188	231	16	0	1:43.758	22.586	150	48.793	180	32.379	187	232
8	0	1:42.684	22.587	150	48.538	180	31.559	188	229	17	0	1:43.079	22.655	149	48.582	180	31.842	187	229
9	0	1:41.925	22.399	150	48.269	182	31.257	188	226										





ADAC Formel 4

Sector List Race 2

Provisional



Hockenheimring, Length: 4574m

Air temperature: 24.82°C

Track temperature: 30.3°C

Weather condition: Dry

DMSB Reg. Nr.: R-11498/20

Saturday, September 19, 2020 16:10:00

Lap	Id	Time	SE1	SP1	SE2	SP2	SE3	SP3	TSP	Lap	Id	Time	SE1	SP1	SE2	SP2	SE3	SP3	TSP
23		Zuniga, MEX(#1)	theoretical besttime: 1:42.661																
1	0	1:55.047	31.627	147	50.512	178	32.908	187	230	10	0	1:42.831	22.446	148	48.573	179	31.812	188	230
2	0	2:06.650	23.158	148	59.757	96	43.735	134	225	11	0	1:44.688	23.009	148	48.867	179	32.812	188	230
3	0	2:25.586	30.823	83	1:07.084	99	47.679	120	128	12	0	1:43.925	23.041	148	49.122	179	31.762	188	227
4	0	2:22.248	30.934	86	1:07.066	132	44.248	139	120	13	0	1:43.550	22.691	149	48.926	177	31.933	183	230
5	0	2:17.980	30.187	132	1:00.875	130	46.918	186	174	14	0	1:43.134	22.749	148	48.490	179	31.895	187	229
6	0	1:45.143	23.447	149	49.440	177	32.256	188	229	15	0	1:43.595	22.706	148	48.949	178	31.940	187	232
7	0	1:44.216	22.764	149	49.529	179	31.923	188	218	16	0	1:43.300	22.567	148	48.690	180	32.043	186	233
8	0	1:43.287	22.632	148	48.620	180	32.035	188	229	17	0	1:43.504	22.540	148	48.824	177	32.140	187	229
9	0	1:42.888	22.649	149	48.453	180	31.786	187	230										

29		Dürksen, DEU(#1)	theoretical besttime: 1:42.938																
1	0	1:50.717	29.382	145	49.330	178	32.005	188	228	10	0	1:44.152	22.740	147	49.134	179	32.278	188	229
2	0	2:03.645	22.774	147	56.349	99	44.522	141	227	11	0	1:45.041	22.766	148	49.909	176	32.366	188	228
3	0	2:24.252	31.578	113	1:06.622	133	46.052	156	163	12	0	1:43.435	22.818	147	48.827	179	31.790	188	229
4	0	2:23.178	30.531	100	1:08.492	131	44.155	154	174	13	0	1:44.346	22.706	148	49.286	181	32.354	188	227
5	0	2:22.761	29.304	120	1:02.341	126	51.116	186	200	14	0	1:43.304	22.876	148	48.580	179	31.848	189	229
6	0	1:44.727	23.050	148	49.629	180	32.048	189	227	15	0	1:43.481	22.786	147	48.874	179	31.821	187	228
7	0	1:43.641	22.801	148	49.130	180	31.710	188	229	16	0	1:43.170	22.798	148	48.678	180	31.694	188	229
8	0	1:43.726	22.829	145	49.132	179	31.765	189	226	17	0	1:43.590	22.771	146	48.904	179	31.915	186	229
9	0	1:43.873	22.664	148	49.272	177	31.937	188	227										

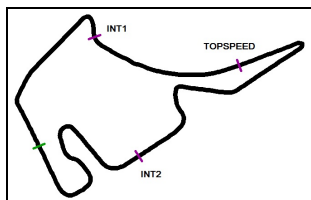
46		Mini, ITA(#1)	theoretical besttime: 1:41.679																
1	0	1:48.464	27.671	148	48.931	178	31.862	186	222	10	0	1:44.551	24.159	152	48.981	179	31.411	187	228
2	0	2:03.733	22.663	149	56.761	107	44.309	156	223	11	0	1:42.155	22.590	151	48.253	180	31.312	188	227
3	0	2:23.904	31.743	111	1:06.674	136	45.487	158	165	12	0	1:42.200	22.486	150	48.437	181	31.277	189	226
4	0	2:23.189	31.302	107	1:07.928	146	43.959	162	174	13	0	1:41.856	22.497	151	48.177	181	31.182	189	226
5	0	2:24.022	29.994	104	1:02.568	117	51.460	186	171	14	0	1:42.246	22.489	151	48.271	181	31.486	189	227
6	0	1:43.753	22.887	150	49.090	179	31.776	186	224	15	0	1:42.364	22.485	151	48.320	181	31.559	188	229
7	0	1:44.370	23.873	150	48.656	178	31.841	188	229	16	0	1:42.434	22.558	152	48.587	180	31.289	187	229
8	0	1:42.427	22.639	151	48.203	181	31.585	189	229	17	0	1:41.718	22.512	152	48.012	181	31.194	187	227
9	0	1:42.669	22.518	150	48.155	181	31.996	143	229										

51		Pizzi, ITA(#1)	theoretical besttime: 1:41.811																
1	0	1:54.266	30.579	148	50.731	180	32.956	188	224	10	0	1:43.782	22.635	149	48.734	183	32.413	188	232
2	0	2:03.140	23.204	149	56.383	116	43.553	135	228	11	0	1:43.624	22.796	148	49.138	179	31.690	188	234
3	0	2:25.991	32.271	103	1:06.243	115	47.477	118	156	12	0	1:42.402	22.477	148	48.362	181	31.563	190	226
4	0	2:21.897	29.426	95	1:08.289	130	44.182	136	126	13	0	1:42.323	22.539	150	48.249	181	31.535	189	226
5	0	2:20.781	29.068	106	1:02.263	126	49.450	189	176	14	0	1:42.169	22.491	149	48.245	177	31.433	189	228
6	0	1:44.823	23.171	134	49.090	180	32.562	191	230	15	0	1:41.892	22.347	151	48.031	180	31.514	189	228
7	0	1:44.103	23.075	150	49.131	181	31.897	190	221	16	0	1:42.390	22.431	150	48.186	181	31.773	189	230
8	0	1:42.777	22.697	147	48.421	182	31.659	189	226	17	0	1:42.616	22.600	151	48.259	181	31.757	188	232
9	0	1:43.367	22.552	150	48.637	182	32.178	188	232										

52		Crawford, USA(#1)	theoretical besttime: 1:42.117																
1	0	1:52.373	29.885	140	49.946	178	32.542	187	226	10	0	1:42.858	22.503	148	48.689	181	31.666	188	228
2	0	2:03.832	22.608	150	57.109	116	44.115	134	231	11	0	1:42.631	22.647	149	48.433	180	31.551	188	228
3	0	2:25.477	31.987	107	1:06.364	112	47.126	134	152	12	0	1:43.212	22.371	149	49.027	176	31.814	188	228
4	0	2:22.163	29.518	105	1:08.315	126	44.330	149	145	13	0	1:42.843	22.276	149	49.028	180	31.539	188	226
5	0	2:21.629	28.991	95	1:02.302	118	50.336	188	179	14	0	1:42.591	22.577	149	48.514	180	31.500	188	225
6	0	1:44.287	22.905	149	49.189	175	32.193	187	228	15	0	1:42.292	22.441	149	48.341	180	31.510	187	225
7	0	1:44.142	22.654	149	49.334	175	32.154	187	231	16	0	1:43.538	22.529	149	48.760	181	32.249	186	227
8	0	1:43.141	22.493	149	48.658	180	31.990	187	230	17	0	1:43.611	22.583	148	48.892	175	32.136	186	227
9	0	1:42.481	22.492	150	48.462	180	31.527	187	231										

58		Seppänen, FIN(#1)	theoretical besttime: 1:41.974																
1	0	1:52.777	30.292	146	49.994	179	32.491	186	227	10	0	1:42.266	22.608	147	48.249	180	31.409	187	225
2	0	2:04.330	22.661	149	57.724	113	43.945	133	227	11	0	1:42.285	22.407	150	48.233	181	31.645	189	231
3	0	2:25.617	32.095	109	1:06.280	116	47.242	126	156	12	0	1:43.236	22.366	150	48.672	177	32.198	187	232
4	0	2:22.061	29.606	92	1:08.239	121	44.216	142	135	13	0	1:42.994	22.495	150	48.700	179	31.799	187	228
5	0	2:21.107	29.109	112	1:02.229	127	49.769	188	182	14	0	1:42.412	22.510	150	48.327	181	31.575	189	229





ADAC Formel 4

Sector List Race 2

Provisional



Hockenheimring, Length: 4574m

Air temperature: 24.82°C

Track temperature: 30.3°C

Weather condition: Dry

DMSB Reg. Nr.: R-11498/20

Saturday, September 19, 2020 16:10:00

Lap	Id	Time	SE1	SP1	SE2	SP2	SE3	SP3	TSP	Lap	Id	Time	SE1	SP1	SE2	SP2	SE3	SP3	TSP
6	0	1:44.578	23.245	146	48.779	180	32.554	187	226	15	0	1:42.330	22.517	150	48.221	181	31.592	189	230
7	0	1:43.770	22.738	148	48.654	179	32.378	187	229	16	0	1:42.603	22.508	149	48.307	179	31.788	187	232
8	0	1:43.075	22.555	150	48.482	181	32.038	188	232	17	0	1:42.214	22.452	149	48.375	180	31.387	187	227
9	0	1:43.510	22.568	149	48.826	181	32.116	187	229										

72 Fornaroli, ITA(#1)

theoretical besttime: 1:42.720

1	0	1:54.714	31.193	145	50.737	174	32.784	187	229	10	0	1:42.870	22.616	147	48.617	181	31.637	188	229
2	0	2:04.924	23.034	148	58.391	118	43.499	143	229	11	0	1:44.019	22.735	149	48.921	179	32.363	189	231
3	0	2:25.968	31.629	93	1:06.949	104	47.390	120	135	12	0	1:44.107	22.993	149	49.165	179	31.949	188	232
4	0	2:21.751	30.018	89	1:07.594	127	44.139	135	133	13	0	1:43.784	22.584	149	48.909	179	32.291	188	231
5	0	2:19.655	29.630	113	1:01.426	136	48.599	185	180	14	0	1:43.215	22.902	148	48.499	180	31.814	188	229
6	0	1:45.063	23.446	148	49.628	176	31.989	189	226	15	0	1:43.283	22.638	149	48.718	180	31.927	187	232
7	0	1:45.201	22.920	148	50.408	176	31.873	188	224	16	0	1:43.506	22.818	149	48.695	180	31.993	186	229
8	0	1:43.604	22.740	149	48.753	180	32.111	187	230	17	0	1:43.238	22.662	149	48.560	179	32.016	187	228
9	0	1:43.070	22.641	150	48.628	179	31.801	187	232										

77 Tramnitz, DEU(#1)

theoretical besttime: 1:41.928

1	0	1:48.800	28.119	147	48.908	180	31.773	188	223	10	0	1:42.144	22.400	149	48.413	181	31.331	189	227
2	0	2:04.163	22.765	150	56.929	108	44.469	156	228	11	0	1:42.314	22.371	149	48.505	181	31.438	188	228
3	0	2:24.256	31.718	114	1:06.683	131	45.855	157	166	12	0	1:42.342	22.491	149	48.500	182	31.351	189	227
4	0	2:23.125	30.802	106	1:08.159	138	44.164	155	177	13	0	1:42.146	22.330	149	48.494	181	31.322	188	226
5	0	2:23.281	29.616	99	1:02.473	114	51.192	187	160	14	0	1:42.088	22.369	149	48.345	181	31.374	189	226
6	0	1:43.674	22.881	149	48.984	178	31.809	189	228	15	0	1:43.024	22.590	149	48.902	180	31.532	188	227
7	0	1:43.630	22.652	150	49.332	179	31.646	187	223	16	0	1:42.731	22.569	149	48.722	180	31.440	187	229
8	0	1:42.349	22.499	149	48.482	181	31.368	188	227	17	0	1:42.114	22.396	148	48.276	182	31.442	186	228
9	0	1:42.088	22.363	149	48.393	180	31.332	188	228										

78 Al Qubaisi, UAE(#1)

theoretical besttime: 1:42.278

1	0	1:54.052	30.768	149	50.279	178	33.005	187	227	10	0	1:42.829	22.460	149	48.841	179	31.528	186	223
2	0	2:04.720	23.208	148	57.995	123	43.517	144	229	11	0	1:42.728	22.412	149	48.830	180	31.486	188	224
3	0	2:25.921	31.912	94	1:06.513	114	47.496	118	152	12	0	1:42.671	22.384	149	48.718	180	31.569	188	223
4	0	2:21.743	29.882	89	1:07.789	118	44.072	146	143	13	0	1:42.540	22.390	148	48.749	180	31.401	186	222
5	0	2:20.152	29.362	116	1:01.905	125	48.885	189	183	14	0	1:43.049	22.618	148	48.829	179	31.602	186	222
6	0	1:44.636	23.534	149	48.611	179	32.491	188	229	15	0	1:42.637	22.514	147	48.616	180	31.507	185	223
7	0	1:50.113	23.087	150	49.081	179	37.945	54	226	16	0	1:42.691	22.467	149	48.493	180	31.731	184	224
8	0	1:58.716	37.753	148	49.186	179	31.777	186	223	17	0	1:42.529	22.580	149	48.511	180	31.438	185	225
9	0	1:42.982	22.549	149	48.866	180	31.567	185	223										

87 Bearman, GBR(#1)

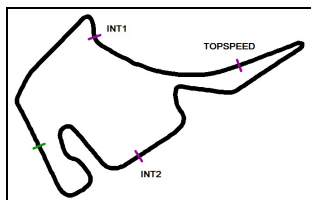
theoretical besttime: 1:41.971

1	0	1:49.305	28.689	147	48.856	180	31.760	188	224	10	0	1:42.237	22.354	148	48.619	179	31.264	186	223
2	0	2:04.008	22.636	149	56.907	102	44.465	159	229	11	0	1:42.428	22.425	149	48.532	180	31.471	186	223
3	0	2:24.668	31.853	111	1:06.693	131	46.122	157	152	12	0	1:42.257	22.340	148	48.696	180	31.221	187	222
4	0	2:22.833	30.591	106	1:08.250	138	43.992	154	175	13	0	1:42.122	22.307	149	48.525	180	31.290	187	221
5	0	2:23.200	29.707	111	1:02.331	111	51.162	186	172	14	0	1:42.103	22.341	149	48.474	180	31.288	185	221
6	0	1:43.692	22.869	149	48.915	178	31.908	188	227	15	0	1:43.154	22.708	148	49.013	179	31.433	186	222
7	0	1:42.688	22.681	150	48.581	179	31.426	186	228	16	0	1:42.458	22.486	149	48.570	179	31.402	185	223
8	0	1:42.315	22.420	149	48.631	179	31.264	187	224	17	0	1:42.394	22.400	149	48.541	180	31.453	184	223
9	0	1:42.063	22.384	148	48.443	179	31.236	185	223										

95 Lomko, RUS(#1)

theoretical besttime: 1:42.405

1	0	1:53.873	29.819	135	50.999	177	33.055	186	217	10	0	1:43.073	22.558	148	48.502	179	32.013	188	229
2	0	2:04.374	23.170	148	57.701	118	43.503	136	223	11	0	1:44.560	22.953	149	49.160	180	32.447	188	230
3	0	2:26.007	31.912	94	1:06.624	112	47.471	115	151	12	0	1:43.530	22.845	148	48.731	181	31.954	188	230
4	0	2:21.750	29.489	89	1:08.154	124	44.107	137	138	13	0	1:43.382	22.644	150	48.935	176	31.803	186	231
5	0	2:20.450	29.099	114	1:02.303	121	49.057	185	172	14	0	1:42.711	22.562	149	48.563	178	31.586	186	224
6	0	1:45.097	23.484	148	49.161	177	32.452	186	221	15	0	1:43.232	22.601	150	48.788	178	31.843	185	225
7	0	1:44.579	23.051	150	49.071	180	32.457	185	227	16	0	1:42.650	22.560	149	48.407	179	31.683	186	225
8	0	1:43.484	22.595	149	49.012	179	31.877	188	225	17	0	1:42.484	22.517	149	48.486	179	31.481	187	225
9	0	1:42.668	22.591	150	48.464	180	31.613	187	229										



ADAC Formel 4

Top speed list Race 2

Provisional



Hockenheimring, Length: 4574m

Air temperature: 24.82°C

Track temperature: 30.3°C

Weather condition: Dry

DMSB Reg. Nr.: R-11498/20

Saturday, September 19, 2020 16:10:00

#	Name (NAT)	Team	Car name	Speed	Lap	Race time
51	Francesco Pizzi (ITA)	Van Amersfoort Racing (NLD)	ADAC Formel 4	234.27	11	20:21.863
17	Jonny Edgar (GBR)	Van Amersfoort Racing (NLD)	ADAC Formel 4	233.76	6	11:42.708
23	Erick Zuniga (MEX)	ADAC Berlin-Brandenburg e.V. (DEU)	ADAC Formel 4	233.26	16	29:01.419
58	Elias Seppänen (FIN)	US Racing (DEU)	ADAC Formel 4	232.75	8	15:10.876
72	Leonardo Fornaroli (ITA)	Iron Lynx (ITA)	ADAC Formel 4	232.75	9	16:57.625
52	Jak Crawford (USA)	Van Amersfoort Racing (NLD)	ADAC Formel 4	231.75	2	2:29.122
4	Victor Bernier (FRA)	R-ACE GP (FRA)	ADAC Formel 4	231.75	6	11:41.939
7	Josef Knopp (CZE)	ADAC Berlin-Brandenburg e.V. (DEU)	ADAC Formel 4	231.26	6	11:45.480
95	Vladislav Lomko (RUS)	US Racing (DEU)	ADAC Formel 4	231.26	13	23:50.221
16	Dino Beganovic (SWE)	Prema Powerteam SRL (ITA)	ADAC Formel 4	230.76	11	20:22.147
6	Kirill Smal (RUS)	R-ACE GP (FRA)	ADAC Formel 4	230.27	16	29:02.591
87	Oliver Bearman (GBR)	US Racing (DEU)	ADAC Formel 4	229.78	2	2:26.174
46	Gabriele Mini (ITA)	Prema Powerteam SRL (ITA)	ADAC Formel 4	229.78	8	15:08.233
29	Joshua Dürksen (DEU)	ADAC Berlin-Brandenburg e.V. (DEU)	ADAC Formel 4	229.78	10	18:37.490
77	Tim Tramnitz (DEU)	US Racing (DEU)	ADAC Formel 4	229.78	16	28:46.167
78	Hamda Al Qubaisi (UAE)	ABU DHABI RACING UAE (UAE)	ADAC Formel 4	229.29	2	2:31.446
15	Sebastian Montoya (COL)	Prema Powerteam SRL (ITA)	ADAC Formel 4	223.60	1	44.731