

### Final Classification

### Result List

#### Stewards / Race Management

STEWARD	Harry Stüber
STEWARD	Karl-Heinz Stümpert
STEWARD	Siegfried Lehr
RACE DIRECTOR	Christian Vormann
CLERK OF THE COURSE	Georg Ziegahn
TECHNICAL DELEGATE	Adrian Sengpiel
CHIEF TIMEKEEPER	Steffen Ruhl

#### Weather Start/Finish

AIR	18.2°C
TRACK	30.7°C
CONDITIONS	Dry
PRESSURE	1010 hPa
AIR	19.3°C
TRACK	31.6°C
CONDITIONS	Dry
PRESSURE	1010 hPa

#### Track Information

GREEN FLAG	11:51:11
CHEQUERED FLAG	12:24:40
SAFETY CAR PHASE	0
FULL COURSE YELLOW PHASE	0
TRACK NAME	Hockenheimring
TRACK LENGTH	4574m
TURN COUNT	17
TOTAL DISTANCE	82.33km
FASTEST LAP:	#98. SEY - 1:49.655

STARTED: 15 CLASSIFIED: 14 NOT CLASSIFIED: 1 DISQUALIFIED: 1

Nr.	Drivers	Team	Laps	Total Time	Gap	Kph	Lap	Time	Kph
Cl.	Car	Competitor							
1	98 J.Seyffert(DEU) Hyundai i30 N TCR	HP Racing International(DEU) HP Racing International	18	33:28.653		147.9	4	1:49.655	150.1
2	2 H.Proczyk(AUT) Hyundai i30 N TCR	HP Racing International(DEU) HP Racing International	18	33:36.875	8.222	147.4	2	1:50.472	149.0
3	92 D.Tovilavicius(LTU) VW Golf GTI TCR SEQ	SKUBA RACING Team(LTU) SKUBA RACING Team	18	33:41.991	13.338	147.2	2	1:50.154	149.4
4	84 P.Walsdorf(DEU) Opel Astra TCR	Lubner Motorsport(DEU) Lubner Motorsport	18	33:48.868	20.215	146.8	8	1:50.623	148.8
5	21 S.Ladniak(POL) VW Golf GTI TCR SEQ	GT2 Motorsport(POL) gt2 motorsport s.r.o.	18	33:53.692	25.039	146.3	3	1:51.033	148.3
6	24 F.Wimmer(AUT) Cupra Leon Competicion TCR	Wimmer Werk Motorsport(AUT) Team Wimmer Werk Motorsport	18	33:54.036	25.383	146.6	6	1:50.449	149.0
7	8 R.Kircher(DEU) J VW Golf GTI TCR SEQ	VOLKSWAGEN Team OETTINGER(DEU) OETTINGER Sportsystems	18	33:58.104	29.451	145.9	2	1:49.910	149.8
8	6 S.Redlich(DEU) Opel Astra TCR	Lubner Motorsport(DEU) Lubner Motorsport	18	34:12.253	43.600	145.1	2	1:50.986	148.3
9	51 H.Salminen(FIN) VW Golf GTI TCR SEQ	Positione Motorsport(FIN) Positione Motorsport	18	34:22.191	53.538	146.5	4	1:51.232	148.0
10	101 N.Schelle(DEU) Hyundai i30 N TCR	Hyundai Team Engstler(DEU) Engstler Motorsport	18	34:26.001	57.348	144.1	4	1:52.351	146.5
11	13 A.Buri(FIN) Hyundai i30 N TCR	Hyundai Team Engstler(DEU) Engstler Motorsport	18	35:08.421	1:39.768	140.6	3	1:49.847	149.9
12	56 G.Benninger(AUT) Cupra Leon Competicion TCR	Wimmer Werk Motorsport(AUT) Team Wimmer Werk Motorsport	18	35:30.749	2:02.096	141.7	2	1:53.021	145.6
13	97 N.Gruber(AUT) J Hyundai i30 N TCR	Hyundai Team Engstler(DEU) Engstler Motorsport	17	33:32.982	1 LAP	138.8	2	1:50.359	149.2
14	55 M.Fugel(DEU) J Honda Civic FK7 TCR	Honda ADAC Sachsen(DEU) ADAC Sachsen e.V.	17	34:31.863	1 LAP	137.0	2	1:50.250	149.3

#### Not classified

88 D.Fugel(DEU) Honda Civic FK7 TCR	Honda ADAC Sachsen(DEU) ADAC Sachsen e.V.	3	5:53.540	15LAPS	139.8	2	1:52.429	146.4
--	--	---	----------	--------	-------	---	----------	-------

#### Disqualified

17 A.Legutko(POL) J Honda Civic FK2 TCR	Albert Legutko Racing(POL) ADAC Berlin-Brandenburg e.V.				147.2	2	1:50.334	149.2
--	--	--	--	--	-------	---	----------	-------

Fastest lap of the race. Car 98 driver Jan Seyffert on lap 4. Time 1:49.655, average speed 150.1 km/h.

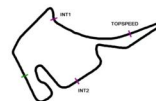
Following race director decision no. 76 drive trough penalty converted into a time penalty of 30 seconds for car no. 56

Following stewards decision no. 77 drive trough penalty converted into a time penalty of 30 seconds for car no. 51

Following stewards decision no. 84 disqualification for car no. 17

Following stewards decision no. 78 - 30s time penalty for the car no. 55

Steward: Harry Stüber	Steward: Karl-Heinz Stümpert	Steward: Siegfried Lehr
-----------------------	------------------------------	-------------------------



### Final Classification

### Class Result List

#### Stewards / Race Management

STEWARD	Harry Stüber
STEWARD	Karl-Heinz Stümpert
STEWARD	Siegfried Lehr
RACE DIRECTOR	Christian Vormann
CLERK OF THE COURSE	Georg Ziegahn
TECHNICAL DELEGATE	Adrian Sengpiel
CHIEF TIMEKEEPER	Steffen Ruhl

#### Weather Start/Finish

AIR	18.2°C
TRACK	30.7°C
CONDITIONS	Dry
PRESSURE	1010 hPa
AIR	19.3°C
TRACK	31.6°C
CONDITIONS	Dry
PRESSURE	1010 hPa

#### Track Information

GREEN FLAG	11:51:11
CHEQUERED FLAG	12:24:40
SAFETY CAR PHASE	0
FULL COURSE YELLOW PHASE	0
TRACK NAME	Hockenheimring
TRACK LENGTH	4574m
TURN COUNT	17
TOTAL DISTANCE	82.33km
FASTEST LAP:	#98. SEY - 1:49.655

STARTED: 15 CLASSIFIED: 14 NOT CLASSIFIED: 1 DISQUALIFIED: 1

Nr.	Drivers	Team	Laps	Total Time	Gap	Kph	Lap	Time	Kph
	Car	Competitor							

#### CLASS: Junior

Started: 3	Classified: 3	Not Classified: 0							
1	8 R.Kircher(DEU) VW Golf GTI TCR SEQ	VOLKSWAGEN Team OETTINGER(DEU) OETTINGER Sportsystems	18	33:58.104		145.9	2	1:49.910	149.8
2	97 N.Gruber(AUT) Hyundai i30 N TCR	Hyundai Team Engstler(DEU) Engstler Motorsport	17	33:32.982	1 LAP	138.8	2	1:50.359	149.2
3	55 M.Fugel(DEU) Honda Civic FK7 TCR	Honda ADAC Sachsen(DEU) ADAC Sachsen e.V.	17	34:31.863	1 LAP	137.0	2	1:50.250	149.3
<b>Disqualified</b>									
	17 A.Legutko(POL) Honda Civic FK2 TCR	Albert Legutko Racing(POL) ADAC Berlin-Brandenburg e.V.				147.2	2	1:50.334	149.2

Fastest lap of the class. Car 8 driver Rene Kircher on lap 2. Time 1:49.910, average speed 149.8 km/h.

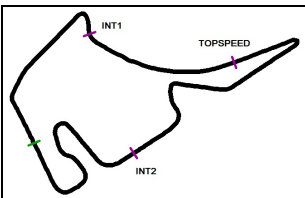
Following race director decision no. 76 drive trough penalty converted into a time penalty of 30 seconds for car no. 56

Following stewards decision no. 77 drive trough penalty converted into a time penalty of 30 seconds for car no. 51

Following stewards decision no. 84 disqualification for car no. 17

Following stewards decision no. 78 - 30s time penalty for the car no. 55

Steward: Harry Stüber	Steward: Karl-Heinz Stümpert	Steward: Siegfried Lehr
-----------------------	------------------------------	-------------------------



# ADAC TCR Germany

## Lap Chart Race 1

Provisional



Hockenheimring, Length: 4574 m

Saturday, September 19, 2020 11:50:00

LapCha	1	2	3	4	5	6	7	8	9	10	11	12	13	14	15	16	17	18	19	20	21	22	23	24	25	26	27	28	29	30	31	32	33	34	35	36	37	38	39	40	41	42	43	44	45						
LAP 1	97	98	13	88	2	55	8	17	92	21	51	84	6	101	24	56																																			
LAP 2	97	98	13	2	55	8	88	17	92	21	84	6	51	101	24	56																																			
LAP 3	97	98	13	2	55	8	17	92	21	84	51	101	24	56	.88	6																																			
LAP 4	97	98	13	2	55	8	17	92	21	84	51	101	24	56	6																																				
LAP 5	97	98	13	2	55	8	17	92	84	21	51	24	101	56	6																																				
LAP 6	97	98	13	2	55	8	17	92	84	21	51	24	101	56	6																																				
LAP 7	98	97	2	13	17	92	8	84	21	51	24	101	6	56	.55																																				
LAP 8	98	97	2	13	17	92	8	84	21	51	24	101	6	56	.55																																				
LAP 9	98	2	97	92	13	17	8	84	21	51	24	101	6	56	.55																																				
LAP 10	98	2	97	92	8	17	84	13	21	51	24	101	6	56	.55'																																				
LAP 11	98	2	8	17	92	97	84	21	13	51	24	6	101	56	.55'																																				
LAP 12	98	2	8	17	92	84	21	51	13	24	97	6	101	56	.55'																																				
LAP 13	98	2	8	17	92	84	21	51	24	13	6	97	101	56	.55'																																				
LAP 14	98	2	8	17	92	84	21	51	24	6	13	101	97	56	.55'																																				
LAP 15	98	2	17	8	92	84	21	51	24	6	101	13	56	97	.55'																																				
LAP 16	98	2	17	92	8	84	51	21	24	6	101	13	56	97	.55'																																				
LAP 17	98	2	17	92	84	8	51	21	24	6	101	13	56	97'	.55'																																				
LAP 18	98	2	17	92	84	51	21	24	8	6	101	56	13	97																																					

.- PIT STOP ' - LAP BEHIND



# ADAC TCR Germany

## Sector List Race 1

Provisional



Hockenheimring, Length: 4574m

Air temperature: 19.2°C

Track temperature: 33.4°C

Weather condition: Dry

**DMSB** Reg. Nr.: R-11498/20

Saturday, September 19, 2020 11:50:00

Lap	Id	Time	SE1	SP1	SE2	SP2	SE3	SP3	TSP	Lap	Id	Time	SE1	SP1	SE2	SP2	SE3	SP3	TSP
<b>2</b>		<b>Proczyk, AUT(#1)</b>																	<b>theoretical besttime: 1:50.066</b>
1	0	1:58.751	32.164	143	51.758	<b>173</b>	34.829	181	228	10	0	1:51.305	24.641	143	51.620	171	35.044	181	228
2	<b>0</b>	<b>1:50.472</b>	<b>24.168</b>	<b>143</b>	<b>51.280</b>	173	35.024	<b>183</b>	229	11	0	1:51.758	24.620	143	51.969	170	35.169	181	227
3	0	1:50.692	24.464	140	51.610	173	<b>34.618</b>	182	230	12	0	1:51.223	24.540	143	51.684	171	34.999	181	228
4	0	1:50.493	24.252	141	51.486	172	34.755	182	229	13	0	1:51.867	24.712	143	51.907	170	35.248	182	229
5	0	1:50.937	24.249	142	51.481	169	35.207	183	228	14	0	1:52.364	24.996	142	51.993	171	35.375	181	228
6	0	1:51.284	24.419	143	51.404	172	35.461	183	<b>236</b>	15	0	1:52.324	24.925	142	52.026	171	35.373	182	228
7	0	1:51.688	24.671	141	51.724	172	35.293	181	229	16	0	1:52.654	24.730	142	52.051	170	35.873	180	228
8	0	1:51.194	24.427	142	51.453	172	35.314	181	231	17	0	1:52.583	24.867	141	52.135	170	35.581	180	226
9	0	1:51.462	24.556	141	51.893	172	35.013	182	230	18	0	1:53.824	24.941	141	52.663	170	36.220	178	226

Lap	Id	Time	SE1	SP1	SE2	SP2	SE3	SP3	TSP	Lap	Id	Time	SE1	SP1	SE2	SP2	SE3	SP3	TSP
<b>6</b>		<b>Redlich, DEU(#1)</b>																	<b>theoretical besttime: 1:50.684</b>
1	0	2:03.420	34.530	137	52.658	173	36.232	180	233	10	0	1:51.820	24.556	145	51.469	169	35.795	182	234
2	<b>0</b>	<b>1:50.986</b>	<b>24.641</b>	<b>145</b>	<b>51.113</b>	173	<b>35.232</b>	183	232	11	0	1:51.761	24.566	144	51.670	172	35.525	182	234
3	0	2:03.855	<b>24.339</b>	144	51.482	172	48.034	181	233	12	0	1:52.201	25.001	144	51.547	170	35.653	181	234
4	0	1:52.405	25.236	141	51.551	172	35.618	183	233	13	0	1:52.619	24.797	143	51.533	171	36.289	183	234
5	0	1:52.993	24.540	145	51.530	<b>175</b>	36.923	181	235	14	0	1:51.966	24.676	146	51.580	172	35.710	183	235
6	0	1:53.319	25.101	<b>146</b>	52.030	170	36.188	<b>184</b>	<b>236</b>	15	0	1:53.124	24.871	145	52.019	172	36.234	184	234
7	0	1:53.405	26.192	144	51.298	171	35.915	183	234	16	0	1:56.164	25.777	132	54.479	173	35.908	183	189
8	0	1:51.198	24.574	144	51.300	174	35.324	182	234	17	0	1:54.404	25.209	140	53.405	173	35.790	182	193
9	0	1:51.823	24.552	144	51.655	173	35.616	183	235	18	0	1:54.790	25.003	139	53.471	172	36.316	180	195

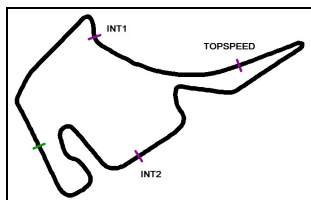
Lap	Id	Time	SE1	SP1	SE2	SP2	SE3	SP3	TSP	Lap	Id	Time	SE1	SP1	SE2	SP2	SE3	SP3	TSP
<b>8</b>		<b>Kircher, DEU(#1)</b>																	<b>theoretical besttime: 1:49.910</b>
1	0	1:59.855	32.018	138	52.814	173	35.023	185	229	10	0	1:52.383	25.126	139	51.838	171	35.419	181	236
2	<b>0</b>	<b>1:49.910</b>	<b>24.058</b>	<b>144</b>	<b>51.098</b>	174	<b>34.754</b>	183	235	11	0	1:51.802	24.694	140	51.683	171	35.425	181	234
3	0	1:51.183	24.281	142	52.073	173	34.829	<b>185</b>	231	12	0	1:52.524	25.083	142	51.754	173	35.687	183	233
4	0	1:50.588	24.270	142	51.425	<b>174</b>	34.893	184	236	13	0	1:52.192	24.818	141	51.746	171	35.628	182	234
5	0	1:50.583	24.271	143	51.320	173	34.992	183	235	14	0	1:52.391	24.895	141	52.003	172	35.493	183	234
6	0	1:51.116	24.607	144	51.355	173	35.154	183	<b>237</b>	15	0	1:54.142	25.142	141	52.675	170	36.325	182	234
7	0	1:53.816	24.699	142	53.763	169	35.354	183	237	16	0	1:54.845	25.720	139	52.425	170	36.700	182	237
8	0	1:51.397	24.612	143	51.353	173	35.432	183	237	17	0	1:57.363	25.792	136	54.440	167	37.131	178	227
9	0	1:51.822	24.778	142	51.438	172	35.606	182	237	18	0	2:00.192	27.520	132	54.727	164	37.945	177	234

Lap	Id	Time	SE1	SP1	SE2	SP2	SE3	SP3	TSP	Lap	Id	Time	SE1	SP1	SE2	SP2	SE3	SP3	TSP
<b>13</b>		<b>Buri, FIN(#1)</b>																	<b>theoretical besttime: 1:49.784</b>
1	0	1:57.818	31.730	142	51.145	173	34.943	182	230	10	0	1:55.028	25.403	126	53.592	169	36.033	180	229
2	0	1:51.177	24.197	143	51.753	172	35.227	<b>183</b>	230	11	0	1:55.176	25.346	139	53.333	166	36.497	179	230
3	<b>0</b>	<b>1:49.847</b>	<b>24.180</b>	<b>144</b>	<b>50.932</b>	<b>174</b>	<b>34.735</b>	183	227	12	0	1:55.935	25.894	136	53.082	165	36.959	176	<b>237</b>
4	0	1:50.158	<b>24.117</b>	143	51.146	173	34.895	183	228	13	0	1:59.357	26.065	135	55.499	160	37.793	175	232
5	0	1:52.059	24.342	142	52.184	169	35.533	182	229	14	0	2:01.213	27.281	131	55.639	159	38.293	173	226
6	0	1:51.391	24.517	140	51.418	169	35.456	181	235	15	0	2:04.084	27.824	130	56.724	152	39.536	173	224
7	0	1:52.711	24.840	138	52.257	168	35.614	181	227	16	0	2:07.290	28.856	125	57.924	150	40.510	166	218
8	0	1:51.952	24.806	142	51.635	170	35.511	182	231	17	0	2:08.605	28.649	122	58.698	149	41.258	158	220
9	0	1:52.671	24.806	141	51.789	169	36.076	178	231	18	0	2:11.949	29.608	122	59.830	146	42.511	123	213

Lap	Id	Time	SE1	SP1	SE2	SP2	SE3	SP3	TSP	Lap	Id	Time	SE1	SP1	SE2	SP2	SE3	SP3	TSP
<b>17</b>		<b>Legutko, POL(#1)</b>																	<b>theoretical besttime: 1:50.126</b>
1	0	2:00.383	32.577	<b>143</b>	52.400	170	35.406	182	229	10	0	1:53.023	25.459	129	52.218	172	35.346	182	232
2	<b>0</b>	<b>1:50.334</b>	24.350	139	<b>51.093</b>	<b>173</b>	<b>34.891</b>	182	228	11	0	1:52.467	24.883	137	52.294	170	35.290	181	232
3	0	1:50.848	24.594	141	51.269	172	34.985	183	229	12	0	1:51.814	24.559	136	51.669	171	35.586	181	229
4	0	1:50.571	<b>24.142</b>	142	51.380	172	35.049	183	232	13	0	1:52.247	24.863	142	51.783	168	35.601	180	232
5	0	1:50.613	24.270	142	51.135	173	35.208	182	231	14	0	1:52.567	24.860	140	52.030	170	35.677	181	231
6	0	1:50.860	24.320	143	51.423	173	35.117	<b>183</b>	234	15	0	1:52.039	24.871	141	51.671	171	35.497	181	232
7	0	1:51.958	24.569	142	52.052	169	35.337	181	<b>235</b>	16	0	1:52.194	24.831	138	51.812	171	35.551	181	227
8	0	1:51.795	24.629	143	51.700	169	35.466	181	232	17	0	1:52.203	24.681	141	51.927	170	35.595	180	226
9	0	1:52.514	24.748	140	52.126	172	35.640	181	232	18	0	1:52.508	24.799	135	52.111	170	35.598	178	226

Lap	Id	Time	SE1	SP1	SE2	SP2	SE3	SP3	TSP	Lap	Id	Time	SE1	SP1	SE2	SP2	SE3	SP3	TSP
<b>21</b>		<b>Ladniak, POL(#1)</b>																	<b>theoretical besttime: 1:50.734</b>
1	0	2:01.489	33.649	137	52.046	<b>174</b>	35.794	<b>183</b>	<b>234</b>	10	0	1:52.098	24.694	141	51.681	171	35.723	180	230
2	0	1:51.352	24.746	<b>144</b>	<b>51.161</b>	174	35.445	182	232	11	0	1:52.729	24.904	142	52.025	172	35.800		234
3	<b>0</b>	<b>1:51.033</b>	24.438	144	51.265	170	<b>35.330</b>	183	230	12	0	1:53.953	25.994	141	52.426	172	35.533	180	232
4	0	1:51.133	<b>24.243</b>	141	51.444	173	35.446	182	229	13	0	1:52.509	24.885	142	51.961	171	35.663	180	230
5	0	1:52.231	24.511	144	52.155	171	35.565	181	228	14	0	1:52.910	25.102	138	52.063	171	35.745	180	230





# ADAC TCR Germany

## Sector List Race 1

Provisional



Hockenheimring, Length: 4574m

Air temperature: 19.2°C

Track temperature: 33.4°C

Weather condition: Dry

**DMSB** Reg. Nr.: R-11498/20

Saturday, September 19, 2020 11:50:00

Lap	Id	Time	SE1	SP1	SE2	SP2	SE3	SP3	TSP	Lap	Id	Time	SE1	SP1	SE2	SP2	SE3	SP3	TSP
6	0	1:51.508	24.509	144	51.556	169	35.443	182	231	15	0	1:53.078	24.987	143	52.179	169	35.912	181	231
7	0	1:51.751	24.649	143	51.495	171	35.607	180	232	16	0	1:54.690	24.999	141	53.472	167	36.219	181	230
8	0	1:51.329	24.586	143	51.240	172	35.503	182	232	17	0	1:53.464	25.002	140	52.231	169	36.231	180	232
9	0	1:52.005	24.667	142	51.705	170	35.633	182	232	18	0	1:54.430	25.279	135	52.834	169	36.317	180	231

### 24 Wimmer, AUT(#1)

theoretical besttime: 1:50.355

1	0	2:04.744	31.576	143	53.287	166	39.881	180	232	10	0	1:52.180	24.684	142	51.775	171	35.721	182	236
2	0	1:52.672	25.194	143	52.015	171	35.463	181	235	11	0	1:52.049	24.435	141	52.041	173	35.573	182	234
3	0	1:52.971	24.433	143	52.093	173	36.445	182	234	12	0	1:55.408	25.038	143	52.789	169	37.581	178	235
4	0	1:51.639	24.385	143	51.650	174	35.604	183	234	13	0	1:52.169	25.050	141	51.634	171	35.485	183	235
5	0	1:51.396	25.054	142	51.411	174	34.931	183	234	14	0	1:51.877	24.832	142	51.574	172	35.471	182	235
6	0	1:50.449	24.169	142	51.324	171	34.956	183	233	15	0	1:51.803	24.788	142	51.675	173	35.340	184	236
7	0	1:51.182	24.321	142	51.255	174	35.606	183	234	16	0	1:53.583	24.669	142	52.464	170	36.450	182	236
8	0	1:50.960	24.330	142	51.503	172	35.127	183	236	17	0	1:53.288	25.030	141	52.090	171	36.168	182	236
9	0	1:51.208	24.452	142	51.532	171	35.224	183	235	18	0	1:54.458	25.450	141	52.663	171	36.345	181	236

### 51 Salminen, FIN(#1)

theoretical besttime: 1:50.372

1	0	2:01.695	34.169	143	51.872	175	35.654	183	234	10	0	1:52.158	24.756	142	51.789	173	35.613	182	232
2	0	1:53.615	27.646	143	50.989	177	34.980	180	234	11	0	1:52.000	24.523	140	52.001	173	35.476	181	231
3	0	1:51.443	24.403	144	51.220	175	35.820	183	233	12	0	1:53.039	25.309	139	52.277	171	35.453	182	237
4	0	1:51.232	24.751	144	51.171	175	35.310	182	232	13	0	1:52.345	24.898	141	51.793	174	35.654	180	236
5	0	1:52.316	24.749	145	52.195	174	35.372	181	232	14	0	1:52.699	25.380	141	51.648	171	35.671	182	234
6	0	1:51.714	24.885	145	51.344	174	35.485	181	233	15	0	1:52.712	25.246	141	51.672	172	35.794	183	234
7	0	1:51.577	24.632	145	51.590	173	35.355	181	233	16	0	1:53.516	25.177	144	52.489	172	35.850	182	235
8	0	1:51.373	24.727	144	51.301	175	35.345	180	233	17	0	1:52.930	25.145	142	51.887	172	35.898	180	231
9	0	1:51.671	24.735	143	51.447	172	35.489	181	233	18	0	1:54.156	26.055	136	52.225	170	35.876	180	232

### 55 Fugel, DEU(#1)

theoretical besttime: 1:50.065

1	0	1:59.262	32.338	142	52.154	173	34.770	181	231	10	0	2:07.625	37.829	141	53.289	169	36.507	180	226
2	0	1:50.250	24.093	143	51.345	173	34.812	181	231	11	0	1:52.965	25.392	140	52.495	170	35.078	182	232
3	0	1:51.029	24.372	140	51.998	173	34.659	183	226	12	0	1:53.576	24.962	141	53.156	168	35.458	181	231
4	0	1:50.515	24.076	142	51.692	172	34.747	183	230	13	0	1:53.409	25.422	140	52.420	170	35.567	178	231
5	0	1:50.600	24.061	142	51.619	171	34.920	181	230	14	0	1:54.147	25.161	140	53.414	170	35.572	180	211
6	0	1:51.190	24.404	142	51.568	170	35.218	181	232	15	0	1:55.169	25.164	136	53.400	165	36.605	178	229
7	0	2:26.948	24.726	142	58.443	106	1:03.779	46	233	16	0	1:55.681	25.565	135	53.501	166	36.615	177	225
8	0	2:56.094	1:28.954	140	52.198	172	34.942	180	224	17	0	1:56.743	25.861	138	53.618	165	37.264	163	226
9	0	1:56.660	24.591	143	51.634	171	40.435	59	225										

### 56 Benninger, AUT(#1)

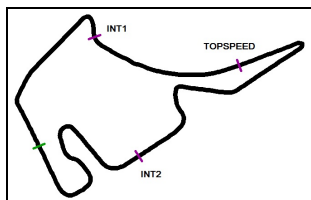
theoretical besttime: 1:52.523

1	0	2:05.304	35.335	136	53.227	172	36.742	183	225	10	0	1:54.697	25.544	136	52.872	172	36.281	180	230
2	0	1:53.021	25.190	144	52.248	173	35.583	182	230	11	0	1:55.200	25.231	142	53.361	170	36.608	179	230
3	0	1:54.682	25.064	143	52.705	173	36.913	181	233	12	0	1:54.839	25.268	139	53.142	168	36.429	180	230
4	0	1:54.877	25.140	140	52.082	172	37.655	179	231	13	0	1:54.661	25.531	137	52.448	170	36.682	180	230
5	0	1:55.413	25.896	134	52.433	171	37.084	179	230	14	0	1:59.532	25.536	133	54.021	149	39.975	178	229
6	0	1:53.505	24.923	141	52.017	168	36.565	180	231	15	0	2:00.052	26.819	136	54.645	166	38.588	177	225
7	0	1:55.435	26.902	136	52.530	170	36.003	179	232	16	0	1:59.569	26.379	131	54.425	167	38.765	176	226
8	0	1:56.108	25.232	141	52.188	169	38.688	179	232	17	0	2:00.148	26.843	123	55.514	168	37.791	180	216
9	0	1:54.924	25.524	138	52.537	170	36.863	176	230	18	0	1:58.782	26.051	133	54.909	167	37.822	179	227

### 84 Walsdorf, DEU(#1)

theoretical besttime: 1:50.205

1	3	2:02.156	33.548	139	53.042	176	35.566	183	238	10	3	1:51.981	24.685	143	51.765	172	35.531	181	234
2	3	1:51.151	25.060	145	50.829	176	35.262	183	235	11	3	1:53.414	24.691	143	52.200	173	36.523	179	233
3	3	1:51.191	24.512	145	51.143	175	35.536	182	236	12	3	1:52.370	25.433	143	51.458	170	35.479	181	233
4	3	1:51.040	24.263	143	51.436	173	35.341	182	235	13	3	1:52.461	24.674	143	52.010	169	35.777	177	233
5	3	1:50.934	24.431	144	51.339	173	35.164	181	236	14	3	1:52.894	25.129	143	51.904	171	35.861	183	233
6	3	1:51.122	24.574	143	51.434	174	35.114	182	233	15	3	1:51.827	24.775	142	51.594	171	35.458	182	233
7	3	1:52.225	24.459	143	52.424	163	35.342	182	233	16	3	1:54.010	25.097	143	52.107	172	36.806	180	234
8	3	1:50.623	24.448	143	51.062	173	35.113	183	235	17	3	1:54.000	25.502	144	52.655	170	35.843	181	227
9	3	1:51.443	24.587	144	51.496	172	35.360	181	233	18	3	1:54.026	25.011	142	52.693	171	36.322	180	231



# ADAC TCR Germany

## Sector List Race 1

Provisional



Hockenheimring, Length: 4574m

Air temperature: 19.2°C

Track temperature: 33.4°C

Weather condition: Dry

**DMSB** Reg. Nr.: R-11498/20

Saturday, September 19, 2020 11:50:00

Lap Id	Time	SE1	SP1	SE2	SP2	SE3	SP3	TSP	Lap Id	Time	SE1	SP1	SE2	SP2	SE3	SP3	TSP
<b>88</b>	Fugel, DEU(#1)	<b>theoretical besttime: 1:50.298</b>															
1 0	1:58.003	31.899	142	<b>51.265</b>	174	<b>34.839</b>	<b>182</b>	232	3 0	2:03.108	25.880	142	52.316	162	44.912	52	233
2 0	<b>1:52.429</b>	<b>24.194</b>	<b>145</b>	51.332	<b>175</b>	36.903	161	<b>235</b>									

Lap Id	Time	SE1	SP1	SE2	SP2	SE3	SP3	TSP	Lap Id	Time	SE1	SP1	SE2	SP2	SE3	SP3	TSP
<b>92</b>	Tovilavicius, LTU(#1)	<b>theoretical besttime: 1:50.125</b>															
1 1	2:01.135	32.988	142	52.415	174	35.732	180	233	10 1	1:52.599	25.331	133	51.767	174	35.501	181	231
2 1	<b>1:50.154</b>	24.170	142	<b>51.043</b>	175	<b>34.941</b>	183	234	11 1	1:53.698	25.230	140	52.889	172	35.579	182	231
3 1	1:50.829	24.550	143	51.050	<b>176</b>	35.229	182	234	12 1	1:51.508	24.623	142	51.578	173	35.307	183	233
4 1	1:50.536	<b>24.141</b>	143	51.265	174	35.130	<b>183</b>	234	13 1	1:52.323	24.965	141	51.813	173	35.545	182	236
5 1	1:50.626	24.206	143	51.269	175	35.151	182	235	14 1	1:52.426	24.972	143	52.018	173	35.436	183	232
6 1	1:50.968	24.330	<b>144</b>	51.441	175	35.197	183	235	15 1	1:53.748	24.974	142	52.322	173	36.452	180	235
7 1	1:51.785	24.512	143	52.007	169	35.266	183	<b>236</b>	16 1	1:51.962	25.018	140	51.508	171	35.436	183	233
8 1	1:51.627	24.640	143	51.576	173	35.411	183	235	17 1	1:51.918	24.655	140	51.747	172	35.516	182	231
9 1	1:52.078	24.747	144	51.560	173	35.771	179	233	18 1	1:52.071	24.709	138	51.909	172	35.453	182	232

Lap Id	Time	SE1	SP1	SE2	SP2	SE3	SP3	TSP	Lap Id	Time	SE1	SP1	SE2	SP2	SE3	SP3	TSP
<b>97</b>	Gruber, AUT(#1)	<b>theoretical besttime: 1:50.129</b>															
1 0	1:55.895	29.825	141	51.480	172	34.590	180	221	10 0	1:54.047	25.146	138	53.071	167	35.830	179	227
2 0	<b>1:50.359</b>	24.378	<b>141</b>	<b>51.397</b>	<b>173</b>	34.584	180	222	11 0	1:55.060	24.972	136	53.023	165	37.065	174	226
3 0	1:50.388	24.332	141	51.519	172	<b>34.537</b>	180	222	12 0	1:59.725	26.452	134	54.638	161	38.635	173	<b>230</b>
4 0	1:50.711	<b>24.195</b>	140	51.667	171	34.849	180	221	13 0	2:07.585	28.072	125	59.037	153	40.476	168	194
5 0	1:51.072	24.688	139	51.622	171	34.762	180	222	14 0	2:08.728	28.148	124	59.727	152	40.853	158	209
6 0	1:51.506	24.452	139	52.111	171	34.943	179	223	15 0	2:11.848	28.879	124	1:01.622	146	41.347	166	183
7 0	1:53.370	24.698	139	53.136	167	35.536	<b>181</b>	226	16 0	2:12.995	29.634	122	1:01.733	149	41.628	156	182
8 0	1:51.841	24.700	140	51.777	169	35.364	180	227	17 0	2:14.840	30.122	119	1:01.121	149	43.597	157	196
9 0	1:53.012	24.961	135	52.540	166	35.511	180	229									

Lap Id	Time	SE1	SP1	SE2	SP2	SE3	SP3	TSP	Lap Id	Time	SE1	SP1	SE2	SP2	SE3	SP3	TSP
<b>98</b>	Seyffert, DEU(#1)	<b>theoretical besttime: 1:49.627</b>															
1 0	1:57.235	30.898	144	51.629	174	34.708	<b>184</b>	228	10 0	1:50.714	24.304	144	51.330	173	35.080	182	228
2 0	1:50.818	<b>24.000</b>	144	51.807	<b>175</b>	35.011	183	227	11 0	1:50.545	24.274	144	51.366	173	34.905	181	227
3 0	1:50.045	24.092	144	51.259	174	34.694	183	228	12 0	1:51.089	24.598	143	51.450	173	35.041	182	228
4 0	<b>1:49.655</b>	24.028	144	<b>50.990</b>	174	<b>34.637</b>	183	227	13 0	1:51.208	24.404	144	51.575	171	35.229	182	<b>229</b>
5 0	1:52.432	24.612	120	52.846	172	34.974	182	226	14 0	1:51.845	24.605	143	51.964	172	35.276	181	229
6 0	1:50.192	24.121	143	51.365	173	34.706	182	229	15 0	1:51.858	24.756	144	51.852	173	35.250	182	227
7 0	1:52.140	24.454	143	52.571	169	35.115	181	227	16 0	1:52.264	24.730	143	52.032	171	35.502	181	228
8 0	1:50.849	24.417	143	51.467	173	34.965	181	228	17 0	1:52.257	24.719	144	52.203	172	35.335	180	227
9 0	1:50.575	24.195	144	51.231	173	35.149	181	228	18 0	1:52.932	24.712	143	52.208	171	36.012	180	227

Lap Id	Time	SE1	SP1	SE2	SP2	SE3	SP3	TSP	Lap Id	Time	SE1	SP1	SE2	SP2	SE3	SP3	TSP
<b>101</b>	Schelle, DEU(#1)	<b>theoretical besttime: 1:51.807</b>															
1 0	2:03.842	34.761	137	53.047	171	36.034	178	<b>230</b>	10 0	1:53.423	25.038	139	52.362	167	36.023	180	225
2 0	1:52.774	25.272	139	52.029	169	<b>35.473</b>	180	228	11 0	1:55.873	25.167	138	54.467	168	36.239	179	225
3 0	1:52.802	<b>24.783</b>	139	51.741	171	36.278	180	227	12 0	1:54.247	25.341	140	52.562	166	36.344	180	228
4 0	<b>1:52.351</b>	24.939	140	<b>51.551</b>	171	35.861	180	228	13 0	1:54.465	25.330	138	52.545	167	36.590	177	227
5 0	1:53.278	25.077	138	52.485	<b>172</b>	35.716	180	226	14 0	1:54.752	25.708	130	52.621	170	36.423	180	225
6 0	1:52.745	25.117	<b>141</b>	51.757	170	35.871	<b>180</b>	228	15 0	1:55.339	25.492	137	53.210	167	36.637	178	227
7 0	1:53.429	25.029	140	52.366	172	36.034	179	226	16 0	1:56.079	25.553	137	53.391	169	37.135	179	226
8 0	1:54.382	25.114	139	52.049	169	37.219	178	227	17 0	1:55.877	25.781	136	52.793	168	37.303	177	225
9 0	1:53.675	25.241	140	52.449	169	35.985	180	226	18 0	1:56.668	25.716	133	53.811	166	37.141	178	224





# ADAC TCR Germany

## Top speed list Race 1

Provisional



Hockenheimring, Length: 4574m

Air temperature: 19.2°C

Track temperature: 33.4°C

Weather condition: Dry

**DMSB** Reg. Nr.: R-11498/20

Saturday, September 19, 2020 11:50:00

#	Name (NAT)	Team	Car name	Speed	Lap	Race time
84	Philipp Walsdorf (DEU)	Lubner Motorsport (DEU)	Opel Astra TCR	238.41	1	47.741
8	Rene Kircher (DEU)	VOLKSWAGEN Team OETTINGER (DEU)	VW Golf GTI TCR SEQ	237.88	6	10:00.862
13	Antti Buri (FIN)	Hyundai Team Engstler (DEU)	Hyundai i30 N TCR	237.36	12	21:20.227
51	Harri Salminen (FIN)	Positione Motorsport (FIN)	VW Golf GTI TCR SEQ	237.36	12	21:20.348
2	Harald Proczyk (AUT)	HP Racing International (DEU)	Hyundai i30 N TCR	236.84	6	9:59.981
6	Steffen Redlich (DEU)	Lubner Motorsport (DEU)	Opel Astra TCR	236.84	6	10:22.843
24	Felix Wimmer (AUT)	Wimmer Werk Motorsport (AUT)	Cupra Leon Competicion TCR	236.84	17	30:45.514
92	Dziugas Tovilavicius (LTU)	SKUBA RACING Team (LTU)	VW Golf GTI TCR SEQ	236.32	7	11:52.964
88	Dominik Fugel (DEU)	Honda ADAC Sachsen (DEU)	Honda Civic FK7 TCR	235.80	2	2:36.399
17	Albert Legutko (POL)	Albert Legutko Racing (POL)	Honda Civic FK2 TCR	235.80	7	11:52.424
21	Szymon Ladniak (POL)	GT2 Motorsport (POL)	VW Golf GTI TCR SEQ	234.27	1	48.131
56	Günther Benninger (AUT)	Wimmer Werk Motorsport (AUT)	Cupra Leon Competicion TCR	233.26	3	4:37.775
55	Marcel Fugel (DEU)	Honda ADAC Sachsen (DEU)	Honda Civic FK7 TCR	233.26	7	11:51.908
101	Niki Schelle (DEU)	Hyundai Team Engstler (DEU)	Hyundai i30 N TCR	230.76	1	49.207
97	Nico Gruber (AUT)	Hyundai Team Engstler (DEU)	Hyundai i30 N TCR	230.27	12	21:18.273
98	Jan Seyffert (DEU)	HP Racing International (DEU)	Hyundai i30 N TCR	229.78	13	22:55.015