

Final Classification

Result List

Stewards / Race Management

STEWARD	Achim Loth
STEWARD	Yasin Özer
STEWARD	Franz-Josef Serr
RACE DIRECTOR	Niels Wittich
CLERK OF THE COURSE	Georg Ziegahn
TECHNICAL DELEGATE	Erik Wilhelmi
CHIEF TIMEKEEPER	Steffen Ruhl

Weather Start/Finish

AIR	17.2°C
TRACK	26.7°C
CONDITIONS	Dry
PRESSURE	1010 hPa
AIR	18.0°C
TRACK	28.6°C
CONDITIONS	Dry
PRESSURE	1010 hPa

Track Information

GREEN FLAG	11:00:04
CHEQUERED FLAG	11:30:47
SAFETY CAR PHASE	0
FULL COURSE YELLOW PHASE	0
TRACK NAME	Hockenheimring
TRACK LENGTH	4574m
TURN COUNT	17
TOTAL DISTANCE	82.33km
FASTEST LAP:	#52. CRA - 1:41.541

STARTED: 17 CLASSIFIED: 14 NOT CLASSIFIED: 3 DISQUALIFIED: 0

Nr.	Drivers	Team	Laps	Total Time	Gap	Kph	Lap	Time	Kph
Cl.	Car	Competitor							
1	29 J.Dürksen(DEU) ADAC Formel 4	(T) ADAC Berlin-Brandenburg e.V.(DEU) ADAC Berlin-Brandenburg e.V.	18	30:43.192		161.2	9	1:41.620	162.0
2	52 J.Crawford(USA) ADAC Formel 4	(T) Van Amersfoort Racing(NLD) Van Amersfoort Racing	18	30:43.567	0.375	161.3	9	1:41.541	162.1
3	17 J.Edgar(GBR) ADAC Formel 4	(T) Van Amersfoort Racing(NLD) Van Amersfoort Racing	18	30:44.244	1.052	161.3	9	1:41.691	161.9
4	58 E.Seppänen(FIN) ADAC Formel 4	(T) US Racing(DEU) US Racing	18	30:45.662	2.470	161.2	10	1:41.561	162.1
5	51 F.Pizzi(ITA) R ADAC Formel 4	Van Amersfoort Racing(NLD) Van Amersfoort Racing	18	30:46.857	3.665	161.2	11	1:41.652	161.9
6	77 T.Tramnitz(DEU) R ADAC Formel 4	(T) US Racing(DEU) US Racing	18	30:48.882	5.690	161.1	11	1:41.676	161.9
7	16 D.Beganovic(SWE) R ADAC Formel 4	(T) Prema Powerteam SRL(ITA) Prema Powerteam SRL	18	30:49.856	6.664	161.0	11	1:41.795	161.7
8	95 V.Lomko(RUS) R ADAC Formel 4	US Racing(DEU) US Racing	18	30:58.876	15.684	160.3	13	1:42.104	161.2
9	23 E.Zuniga(MEX) R ADAC Formel 4	ADAC Berlin-Brandenburg e.V.(DEU) ADAC Berlin-Brandenburg e.V.	18	31:02.065	18.873	160.1	11	1:42.207	161.1
10	78 H.AI Qubaisi(UAE) ADAC Formel 4	(T) ABU DHABI RACING UAE(UAE) ABU DHABI RACING UAE	18	31:03.544	20.352	160.0	7	1:42.123	161.2
11	72 L.Fornaroli(ITA) R ADAC Formel 4	Iron Lynx(ITA) Iron Lynx	18	31:05.874	22.682	159.7	7	1:42.243	161.0
12	6 K.Smal(RUS) R ADAC Formel 4	(T) R-ACE GP(FRA) R-ACE GP	18	31:08.392	25.200	159.5	4	1:42.326	160.9
13	15 S.Montoya(COL) R ADAC Formel 4	Prema Powerteam SRL(ITA) Prema Powerteam SRL	18	31:08.790	25.598	159.2	11	1:41.801	161.7
14	7 J.Knopp(CZE) R ADAC Formel 4	(T) ADAC Berlin-Brandenburg e.V.(DEU) ADAC Berlin-Brandenburg e.V.	18	31:15.995	32.803	158.7	6	1:42.050	161.3

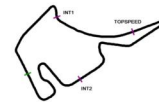
Not classified

46 G.Mini(ITA) R ADAC Formel 4	(T) Prema Powerteam SRL(ITA) Prema Powerteam SRL	12	21:13.343	6LAPS	155.4	9	1:41.623	162.0
4 V.Bernier(FRA) ADAC Formel 4	(T) R-ACE GP(FRA) R-ACE GP	6	11:17.780	12LAPS	149.2	5	1:41.829	161.7
87 O.Bearman(GBR) R ADAC Formel 4	US Racing(DEU) US Racing	1	2:18.568	17LAPS				

Fastest lap of the race. Car 52 driver Jak Crawford on lap 9. Time 1:41.541, average speed 162.1 km/h.

T = nominated for Team Classification

Steward: Achim Loth	Steward: Yasin Özer	Steward: Franz-Josef Serr
---------------------	---------------------	---------------------------



Final Classification

Class Result List

Stewards / Race Management

STEWARD	Achim Loth
STEWARD	Yasin Özer
STEWARD	Franz-Josef Serr
RACE DIRECTOR	Niels Wittich
CLERK OF THE COURSE	Georg Ziegahn
TECHNICAL DELEGATE	Erik Wilhelmi
CHIEF TIMEKEEPER	Steffen Ruhl

Weather Start/Finish

AIR	17.2°C
TRACK	26.7°C
CONDITIONS	Dry
PRESSURE	1010 hPa
AIR	18.0°C
TRACK	28.6°C
CONDITIONS	Dry
PRESSURE	1010 hPa

Track Information

GREEN FLAG	11:00:04
CHEQUERED FLAG	11:30:47
SAFETY CAR PHASE	0
FULL COURSE YELLOW PHASE	0
TRACK NAME	Hockenheimring
TRACK LENGTH	4574m
TURN COUNT	17
TOTAL DISTANCE	82.33km
FASTEST LAP:	#52. CRA - 1:41.541

STARTED: 17 CLASSIFIED: 14 NOT CLASSIFIED: 3 DISQUALIFIED: 0

Nr.	Drivers	Team	Laps	Total Time	Gap	Kph	Lap	Time	Kph
	Car	Competitor							

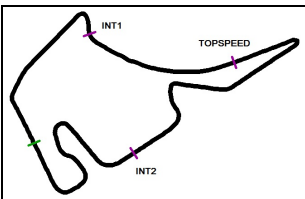
CLASS: Rookie

Started: 11	Classified: 9	Not Classified: 2							
1	51 F.Pizzi(ITA) ADAC Formel 4	Van Amersfoort Racing(NLD) Van Amersfoort Racing	18	30:46.857		161.2	11	1:41.652	161.9
2	77 T.Tramnitz(DEU) ADAC Formel 4	US Racing(DEU) US Racing	18	30:48.882	2.025	161.1	11	1:41.676	161.9
3	16 D.Beganovic(SWE) ADAC Formel 4	Prema Powerteam SRL(ITA) Prema Powerteam SRL	18	30:49.856	2.999	161.0	11	1:41.795	161.7
4	95 V.Lomko(RUS) ADAC Formel 4	US Racing(DEU) US Racing	18	30:58.876	12.019	160.3	13	1:42.104	161.2
5	23 E.Zuniga(MEX) ADAC Formel 4	ADAC Berlin-Brandenburg e.V.(DEU) ADAC Berlin-Brandenburg e.V.	18	31:02.065	15.208	160.1	11	1:42.207	161.1
6	72 L.Fornaroli(ITA) ADAC Formel 4	Iron Lynx(ITA) Iron Lynx	18	31:05.874	19.017	159.7	7	1:42.243	161.0
7	6 K.Smal(RUS) ADAC Formel 4	R-ACE GP(FRA) R-ACE GP	18	31:08.392	21.535	159.5	4	1:42.326	160.9
8	15 S.Montoya(COL) ADAC Formel 4	Prema Powerteam SRL(ITA) Prema Powerteam SRL	18	31:08.790	21.933	159.2	11	1:41.801	161.7
9	7 J.Knopp(CZE) ADAC Formel 4	ADAC Berlin-Brandenburg e.V.(DEU) ADAC Berlin-Brandenburg e.V.	18	31:15.995	29.138	158.7	6	1:42.050	161.3
Not classified									
46	G.Mini(ITA) ADAC Formel 4	Prema Powerteam SRL(ITA) Prema Powerteam SRL	12	21:13.343	6LAPS	155.4	9	1:41.623	162.0
87	O.Bearman(GBR) ADAC Formel 4	US Racing(DEU) US Racing	1	2:18.568	17LAPS				

Fastest lap of the class. Car 46 driver Gabriele Mini on lap 9. Time 1:41.623, average speed 162.0 km/h.

T = nominated for Team Classification

Steward: Achim Loth	Steward: Yasin Özer	Steward: Franz-Josef Serr
---------------------	---------------------	---------------------------



ADAC Formel 4

Lap Chart Race 1

Provisional



Hockenheimring, Length: 4574 m

Saturday, September 19, 2020 11:00:00

LapCha	1	2	3	4	5	6	7	8	9	10	11	12	13	14	15	16	17	18	19	20	21	22	23	24	25	26	27	28	29	30	31	32	33	34	35	36	37	38	39	40	41	42	43	44	45										
LAP 1	29	46	52	17	58	51	15	16	77	7	95	72	6	23	78	.4	.87																																						
LAP 2	29	46	52	17	58	51	15	16	77	7	95	72	6	23	78	4																																							
LAP 3	29	46	52	17	58	51	15	16	77	7	95	72	23	6	78	4																																							
LAP 4	29	46	52	17	58	51	15	16	77	7	95	72	23	6	78	4																																							
LAP 5	29	46	52	17	58	51	15	16	77	7	72	95	23	6	78	4																																							
LAP 6	29	46	52	17	58	51	15	16	77	7	72	95	23	6	78	.4																																							
LAP 7	29	46	52	17	58	51	15	77	16	7	72	95	23	78	6																																								
LAP 8	29	46	52	17	58	51	15	77	16	7	72	95	23	78	6																																								
LAP 9	29	46	52	17	58	51	15	77	16	7	72	95	23	78	6																																								
LAP 10	29	46	52	17	58	51	15	77	16	7	95	72	78	23	6																																								
LAP 11	29	46	52	17	58	51	15	77	16	7	95	72	78	23	6																																								
LAP 12	29	52	17	58	51	15	77	16	7	95	72	78	23	6	.46																																								
LAP 13	29	52	17	58	51	77	16	.15	95	.7	78	23	72	6																																									
LAP 14	29	52	17	58	51	77	16	95	78	23	72	6	15	7																																									
LAP 15	29	52	17	58	51	77	16	95	78	23	72	6	15	7																																									
LAP 16	29	52	17	58	51	77	16	95	23	78	6	72	15	7																																									
LAP 17	29	52	17	58	51	77	16	95	23	78	72	6	15	7																																									
LAP 18	29	52	17	58	51	77	16	95	23	78	72	6	15	7																																									

.- PITSTOP ' - LAP BEHIND



ADAC Formel 4

Sector List Race 1

Provisional



Hockenheimring, Length: 4574m

Air temperature: 18.03°C

Track temperature: 28.6°C

Weather condition: Dry

DMSB Reg. Nr.: R-11498/20

Saturday, September 19, 2020 11:00:00

Lap	Id	Time	SE1	SP1	SE2	SP2	SE3	SP3	TSP	Lap	Id	Time	SE1	SP1	SE2	SP2	SE3	SP3	TSP		
4		Bernier, FRA(#1)											theoretical besttime: 1:41.632								
1	0	2:06.040	34.003	119	53.437	174	38.600	55	198	4	0	1:42.000	22.281	151	48.565	181	31.154	188	219		
2	0	2:19.944	59.875	151	48.725	180	31.344	187	218	5	0	1:41.829	22.375	151	48.397	182	31.057	189	220		
3	0	1:41.963	22.475	151	48.363	181	31.125	189	219	6	0	1:46.004	22.212	151	48.406	182	35.386	57	220		

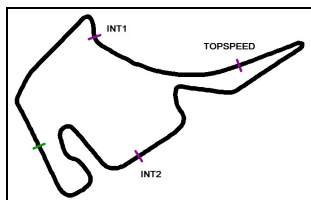
6		Smal, RUS(#1)											theoretical besttime: 1:42.148								
1	0	1:53.858	31.535	147	49.834	180	32.489	183	226	10	0	1:42.947	22.444	150	48.791	181	31.712	187	223		
2	0	1:43.335	22.726	149	48.793	180	31.816	188	224	11	0	1:42.347	22.466	149	48.497	180	31.384	187	225		
3	0	1:43.588	22.817	149	49.104	181	31.667	186	223	12	0	1:42.462	22.330	150	48.508	181	31.624	187	224		
4	0	1:42.326	22.354	149	48.591	181	31.381	187	223	13	0	1:43.612	22.376	150	48.842	177	32.394	185	226		
5	0	1:43.420	22.438	149	48.947	179	32.035	187	224	14	0	1:43.387	22.591	149	48.794	179	32.002	188	225		
6	0	1:42.498	22.395	150	48.537	181	31.566	186	225	15	0	1:43.401	22.690	149	48.895	180	31.816	187	226		
7	0	1:43.098	22.451	149	48.996	180	31.651	186	222	16	0	1:42.896	22.482	150	48.870	179	31.544	187	224		
8	0	1:42.904	22.497	148	48.904	182	31.503	187	223	17	0	1:45.230	23.956	146	49.491	175	31.783	187	217		
9	0	1:42.603	22.486	150	48.796	181	31.321	188	223	18	0	1:44.480	23.619	149	49.190	179	31.671	186	217		

7		Knopp, CZE(#1)											theoretical besttime: 1:41.953								
1	0	1:52.379	31.349	146	49.160	181	31.870	189	227	10	0	1:42.347	22.377	150	48.532	182	31.438	190	225		
2	0	1:43.214	22.753	150	48.612	182	31.849	188	224	11	0	1:42.974	22.969	149	48.423	182	31.582	189	224		
3	0	1:42.886	22.590	150	48.554	182	31.742	189	226	12	0	1:42.365	22.551	150	48.318	183	31.496	189	223		
4	0	1:42.187	22.448	150	48.351	183	31.388	190	224	13	0	1:47.365	22.632	151	48.345	183	36.388	53	223		
5	0	1:42.542	22.770	151	48.395	182	31.377	187	224	14	0	1:57.745	37.503	150	48.526	182	31.716	189	224		
6	0	1:42.050	22.401	150	48.277	183	31.372	189	225	15	0	1:42.813	22.690	150	48.513	182	31.610	189	221		
7	0	1:42.402	22.753	150	48.350	184	31.299	190	223	16	0	1:42.852	22.802	150	48.473	183	31.577	189	221		
8	0	1:42.381	22.411	151	48.644	183	31.326	190	226	17	0	1:42.700	22.595	150	48.568	183	31.537	189	220		
9	0	1:42.143	22.394	150	48.328	182	31.421	190	225	18	0	1:42.650	22.568	150	48.535	182	31.547	189	221		

15		Montoya, COL(#1)											theoretical besttime: 1:41.423								
1	0	1:51.057	29.764	148	49.467	178	31.826	188	226	10	0	1:41.978	22.568	149	48.243	183	31.167	189	225		
2	0	1:42.428	22.617	151	48.433	182	31.378	190	225	11	0	1:41.801	22.363	150	48.222	182	31.216	189	224		
3	0	1:42.286	22.472	151	48.583	182	31.231	188	225	12	0	1:42.236	22.190	150	48.066	182	31.980	186	225		
4	0	1:41.802	22.232	150	48.188	184	31.382	189	224	13	0	1:48.347	22.723	149	48.720	181	36.904	53	222		
5	0	1:42.019	22.502	151	48.182	183	31.335	189	226	14	0	1:57.311	37.574	151	48.339	182	31.398	188	222		
6	0	1:41.938	22.296	151	48.125	183	31.517	188	227	15	0	1:42.310	22.428	151	48.647	181	31.235	188	222		
7	0	1:42.121	22.346	150	48.279	183	31.496	190	228	16	0	1:41.986	22.395	151	48.207	183	31.384	189	221		
8	0	1:42.277	22.400	151	48.290	183	31.587	188	227	17	0	1:42.236	22.436	151	48.504	182	31.296	189	221		
9	0	1:42.229	22.465	150	48.155	183	31.609	189	227	18	0	1:42.428	22.655	150	48.417	181	31.356	190	222		

16		Beganovic, SWE(#1)											theoretical besttime: 1:41.612								
1	0	1:51.479	30.286	147	49.147	180	32.046	186	225	10	0	1:41.896	22.333	151	48.318	181	31.245	190	225		
2	0	1:43.199	22.876	150	48.794	181	31.529	188	222	11	0	1:41.795	22.322	150	48.187	182	31.286	189	224		
3	0	1:42.752	22.493	150	48.889	181	31.370	188	223	12	0	1:41.811	22.283	151	48.152	182	31.376	188	224		
4	0	1:41.943	22.281	151	48.317	182	31.345	188	223	13	0	1:42.114	22.312	151	48.402	181	31.400	190	224		
5	0	1:42.478	22.439	150	48.754	181	31.285	189	223	14	0	1:42.045	22.354	151	48.212	182	31.479	188	225		
6	0	1:42.063	22.246	150	48.352	183	31.465	189	222	15	0	1:42.105	22.440	151	48.156	182	31.509	187	225		
7	0	1:43.039	22.509	150	49.060	180	31.470	189	221	16	0	1:42.160	22.495	152	48.121	183	31.544	189	225		
8	0	1:41.959	22.390	151	48.289	183	31.280	190	225	17	0	1:42.492	22.520	151	48.498	180	31.474	190	222		
9	0	1:41.852	22.353	150	48.250	182	31.249	189	225	18	0	1:42.674	22.576	152	48.376	182	31.722	189	222		

17		Edgar, GBR(#1)											theoretical besttime: 1:41.572								
1	0	1:48.989	28.143	150	48.859	180	31.987	189	231	10	0	1:41.724	22.297	150	48.065	183	31.362	190	226		
2	0	1:42.628	22.739	151	48.358	182	31.531	189	227	11	0	1:41.704	22.251	150	48.082	181	31.371	190	225		
3	0	1:42.190	22.473	151	48.253	182	31.464	189	228	12	0	1:41.835	22.228	150	48.178	182	31.429	188	225		
4	0	1:42.441	22.353	150	48.424	182	31.664	190	228	13	0	1:42.021	22.233	150	48.209	182	31.579	189	227		
5	0	1:41.977	22.340	151	48.160	181	31.477	189	228	14	0	1:41.930	22.285	150	48.064	182	31.581	188	226		
6	0	1:42.193	22.374	150	48.380	182	31.439	189	228	15	0	1:41.943	22.284	150	48.127	181	31.532	190	226		
7	0	1:42.005	22.389	151	48.220	181	31.396	189	226	16	0	1:42.115	22.390	150	48.154	183	31.571	190	226		
8	0	1:42.108	22.330	150	48.240	182	31.538	190	227	17	0	1:42.267	22.387	151	48.179	181	31.701	189	225		
9	0	1:41.691	22.246	151	48.165	183	31.280	190	226	18	0	1:42.483	22.390	150	48.350	183	31.743	189	225		



ADAC Formel 4

Sector List Race 1

Provisional



Hockenheimring, Length: 4574m

Air temperature: 18.03°C

Track temperature: 28.6°C

Weather condition: Dry

DMSB Reg. Nr.: R-11498/20

Saturday, September 19, 2020 11:00:00

Lap	Id	Time	SE1	SP1	SE2	SP2	SE3	SP3	TSP	Lap	Id	Time	SE1	SP1	SE2	SP2	SE3	SP3	TSP
23	Zuniga, MEX(#1)									theoretical besttime: 1:42.102									
1	0	1:54.440	32.189	136	50.090	180	32.161	187	219	10	0	1:44.288	23.049	150	49.393	180	31.846	189	229
2	0	1:43.119	22.676	150	48.786	180	31.657	189	225	11	0	1:42.207	22.353	149	48.261	180	31.593	188	227
3	0	1:42.693	22.685	149	48.500	181	31.508	188	225	12	0	1:42.549	22.396	150	48.424	180	31.729	189	225
4	0	1:42.311	22.345	149	48.452	183	31.514	187	225	13	0	1:43.207	22.496	150	48.921	178	31.790	189	225
5	0	1:43.586	22.549	150	49.225	179	31.812	187	228	14	0	1:43.370	22.465	150	48.968	179	31.937	188	228
6	0	1:42.436	22.333	149	48.491	183	31.612	187	226	15	0	1:42.775	22.513	149	48.593	182	31.669	189	225
7	0	1:42.339	22.353	149	48.462	181	31.524	188	225	16	0	1:42.600	22.477	149	48.529	181	31.594	187	227
8	0	1:42.394	22.420	148	48.398	182	31.576	189	225	17	0	1:42.586	22.392	149	48.619	180	31.575	188	221
9	0	1:42.550	22.373	150	48.389	182	31.788	189	229	18	0	1:42.615	22.526	149	48.572	181	31.517	189	221

Lap	Id	Time	SE1	SP1	SE2	SP2	SE3	SP3	TSP	Lap	Id	Time	SE1	SP1	SE2	SP2	SE3	SP3	TSP
29	Dürksen, DEU(#1)									theoretical besttime: 1:41.557									
1	0	1:47.002	26.900	150	48.701	182	31.401	188	220	10	0	1:42.095	22.502	148	48.395	182	31.198	189	223
2	0	1:42.501	22.657	150	48.600	182	31.244	189	220	11	0	1:42.022	22.471	150	48.388	183	31.163	190	223
3	0	1:41.950	22.456	151	48.290	182	31.204	189	221	12	0	1:42.780	22.456	149	48.996	182	31.328	189	222
4	0	1:42.048	22.366	151	48.460	183	31.222	189	222	13	0	1:42.258	22.518	149	48.491	183	31.249	190	222
5	0	1:41.777	22.223	151	48.299	183	31.255	190	222	14	0	1:42.108	22.392	148	48.416	182	31.300	190	222
6	0	1:41.644	22.280	151	48.272	183	31.092	189	223	15	0	1:42.089	22.389	149	48.487	183	31.213	190	222
7	0	1:41.730	22.223	150	48.362	183	31.145	188	222	16	0	1:42.536	22.537	149	48.469	183	31.530	189	222
8	0	1:41.818	22.435	149	48.278	183	31.105	191	222	17	0	1:42.463	22.432	149	48.639	183	31.392	189	221
9	0	1:41.620	22.229	148	48.242	183	31.149	190	224	18	0	1:42.751	22.480	150	48.577	182	31.694	189	222

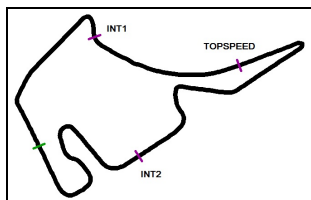
Lap	Id	Time	SE1	SP1	SE2	SP2	SE3	SP3	TSP	Lap	Id	Time	SE1	SP1	SE2	SP2	SE3	SP3	TSP
46	Mini, ITA(#1)									theoretical besttime: 1:41.459									
1	0	1:48.022	27.617	152	48.898	182	31.507	189	223	7	0	1:41.689	22.482	151	48.055	183	31.152	190	224
2	0	1:42.258	22.516	152	48.284	182	31.458	189	224	8	0	1:41.975	22.390	151	48.216	183	31.369	191	225
3	0	1:41.918	22.499	151	48.208	182	31.211	191	224	9	0	1:41.623	22.266	151	48.199	183	31.158	190	225
4	0	1:41.844	22.252	151	48.216	182	31.376	189	225	10	0	1:41.806	22.299	151	48.175	182	31.332	190	226
5	0	1:41.866	22.524	151	48.131	182	31.211	190	225	11	0	1:42.040	22.454	151	48.210	182	31.376	190	225
6	0	1:41.746	22.391	152	48.090	183	31.265	190	225	12	0	2:26.556	22.309	151	1:01.085	104	1:03.162	45	226

Lap	Id	Time	SE1	SP1	SE2	SP2	SE3	SP3	TSP	Lap	Id	Time	SE1	SP1	SE2	SP2	SE3	SP3	TSP
51	Pizzi, ITA(#1)									theoretical besttime: 1:41.511									
1	0	1:50.678	29.426	149	49.515	180	31.737	187	222	10	0	1:41.773	22.330	150	48.135	182	31.308	190	227
2	0	1:42.217	22.472	150	48.283	183	31.462	188	224	11	0	1:41.652	22.241	149	47.962	183	31.449	186	226
3	0	1:41.890	22.282	151	48.255	183	31.353	190	228	12	0	1:41.929	22.424	150	47.976	182	31.529	187	227
4	0	1:42.447	22.288	150	48.749	180	31.410	189	229	13	0	1:41.965	22.410	150	48.114	182	31.441	190	226
5	0	1:41.902	22.345	150	48.156	182	31.401	190	228	14	0	1:42.025	22.323	150	48.061	182	31.641	189	227
6	0	1:42.043	22.255	150	48.192	183	31.596	190	228	15	0	1:41.997	22.394	150	48.130	182	31.473	190	227
7	0	1:42.006	22.340	150	48.211	183	31.455	191	230	16	0	1:42.104	22.615	150	48.087	184	31.402	191	227
8	0	1:42.347	22.395	150	48.347	182	31.605	190	231	17	0	1:43.020	22.374	152	49.009	181	31.637	188	222
9	0	1:41.805	22.316	150	48.048	184	31.441	188	228	18	0	1:43.057	22.478	150	48.589	180	31.990	187	225

Lap	Id	Time	SE1	SP1	SE2	SP2	SE3	SP3	TSP	Lap	Id	Time	SE1	SP1	SE2	SP2	SE3	SP3	TSP
52	Crawford, USA(#1)									theoretical besttime: 1:41.541									
1	0	1:48.612	27.865	149	48.952	178	31.795	189	227	10	0	1:41.745	22.279	149	48.321	182	31.145	190	223
2	0	1:42.382	22.658	150	48.310	182	31.414	189	224	11	0	1:41.829	22.268	147	48.331	182	31.230	190	223
3	0	1:42.275	22.596	150	48.338	180	31.341	188	224	12	0	1:41.980	22.285	150	48.313	183	31.382	189	223
4	0	1:42.453	22.372	149	48.756	180	31.325	189	223	13	0	1:41.961	22.312	148	48.370	182	31.279	189	223
5	0	1:41.956	22.281	150	48.457	181	31.218	189	223	14	0	1:41.891	22.272	150	48.283	182	31.336	189	223
6	0	1:42.097	22.387	150	48.542	181	31.168	189	223	15	0	1:42.112	22.370	150	48.411	182	31.331	189	223
7	0	1:42.086	22.262	150	48.595	183	31.229	189	222	16	0	1:42.081	22.365	150	48.321	183	31.395	189	223
8	0	1:41.846	22.314	149	48.389	183	31.143	189	222	17	0	1:42.130	22.353	150	48.387	182	31.390	190	223
9	0	1:41.541	22.160	150	48.276	183	31.105	190	224	18	0	1:42.590	22.419	150	48.400	182	31.771	185	224

Lap	Id	Time	SE1	SP1	SE2	SP2	SE3	SP3	TSP	Lap	Id	Time	SE1	SP1	SE2	SP2	SE3	SP3	TSP
58	Seppänen, FIN(#1)									theoretical besttime: 1:41.459									
1	0	1:49.429	27.992	148	49.255	180	32.182	188	219	10	0	1:41.561	22.177	151	48.101	182	31.283	190	230
2	0	1:42.841	22.894	150	48.407	180	31.540	189	225	11	0	1:41.832	22.243	150	48.191	182	31.398	189	229
3	0	1:42.046	22.494	150	48.203	183	31.349	189	225	12	0	1:41.730	22.231	151	48.059	182	31.440	189	228
4	0	1:42.493	22.408	150	48.739	183	31.346	190	226	13	0	1:41.966	22.337	150	48.179	181	31.450	189	225
5	0	1:41.897	22.352	149	47.999	182	31.546	188	227	14	0	1:41.972	22.344	151	48.120	181	31.508	190	228
6	0	1:42.120	22.322	150	48.249	182	31.549	190	228	15	0	1:41.890	22.329	150	48.081	182	31.480	189	228
7	0	1:42.026	22.380	150	48.166	182	31.480	189	228	16	0	1:42.705	22.961	150	48.291	183	31.453	188	225
8	0	1:42.214	22.396	149	48.395	183	31.423	188	227	17	0	1:42.921	22.504	149	48.934	181	31.483	188	221





ADAC Formel 4

Sector List Race 1

Provisional



Hockenheimring, Length: 4574m

Air temperature: 18.03°C

Track temperature: 28.6°C

Weather condition: Dry

DMSB Reg. Nr.: R-11498/20

Saturday, September 19, 2020 11:00:00

Lap	Id	Time	SE1	SP1	SE2	SP2	SE3	SP3	TSP	Lap	Id	Time	SE1	SP1	SE2	SP2	SE3	SP3	TSP
9	0	1:41.722	22.306	150	48.045	183	31.371	189	227	18	0	1:42.297	22.305	150	48.446	182	31.546	189	223

72 Fornaroli, ITA(#1)

theoretical besttime: 1:42.076

1	0	1:53.366	31.370	145	49.838	177	32.158	189	226	10	0	1:43.496	22.592	150	49.304	180	31.600	189	221
2	0	1:43.388	22.785	151	48.836	182	31.767	188	225	11	0	1:42.520	22.394	150	48.542	181	31.584	188	225
3	0	1:42.564	22.498	151	48.451	180	31.615	189	227	12	0	1:42.632	22.485	151	48.552	181	31.595	188	224
4	0	1:42.418	22.575	148	48.360	183	31.483	188	225	13	0	1:45.097	22.726	149	50.175	174	32.196	187	220
5	0	1:43.173	22.520	150	49.208	180	31.445	188	223	14	0	1:43.422	22.558	150	48.874	173	31.990	186	225
6	0	1:42.305	22.344	151	48.546	181	31.415	189	222	15	0	1:43.325	22.696	149	49.004	179	31.625	188	224
7	0	1:42.243	22.305	151	48.527	182	31.411	188	223	16	0	1:43.803	22.651	149	49.347	177	31.805	189	219
8	0	1:42.799	22.430	151	48.953	182	31.416	188	224	17	0	1:43.322	22.789	148	48.925	180	31.608	189	221
9	0	1:42.624	22.415	150	48.741	181	31.468	188	223	18	0	1:43.377	22.766	150	48.857	181	31.754	188	219

77 Tramnitz, DEU(#1)

theoretical besttime: 1:41.436

1	0	1:51.803	30.414	150	49.387	181	32.002	187	226	10	0	1:41.771	22.216	150	48.217	183	31.338	189	225
2	0	1:43.242	22.832	151	48.787	181	31.623	190	226	11	0	1:41.676	22.118	150	48.251	183	31.307	189	225
3	0	1:42.767	22.497	150	48.865	181	31.405	190	227	12	0	1:41.822	22.208	150	48.270	183	31.344	189	223
4	0	1:41.917	22.351	151	48.239	183	31.327	189	226	13	0	1:42.683	22.352	149	48.601	182	31.730	188	227
5	0	1:42.608	22.467	151	48.714	179	31.427	189	229	14	0	1:42.122	22.368	150	48.306	183	31.448	188	222
6	0	1:41.872	22.324	151	48.136	183	31.412	190	226	15	0	1:41.895	22.302	149	48.261	183	31.332	189	223
7	0	1:42.080	22.472	151	48.318	183	31.290	188	225	16	0	1:42.282	22.528	150	48.322	183	31.432	187	222
8	0	1:41.799	22.268	150	48.320	183	31.211	189	222	17	0	1:42.307	22.336	150	48.521	183	31.450	189	220
9	0	1:41.703	22.236	150	48.285	183	31.182	189	223	18	0	1:42.533	22.338	150	48.409	181	31.786	189	221

78 Al Qubaisi, UAE(#1)

theoretical besttime: 1:41.884

1	0	1:54.738	32.158	122	50.445	180	32.135	189	222	10	0	1:43.312	22.502	150	49.253	181	31.557	189	226
2	0	1:43.616	22.734	150	48.929	175	31.953	189	226	11	0	1:42.146	22.235	149	48.353	182	31.558	190	225
3	0	1:42.905	22.604	149	48.654	182	31.647	190	225	12	0	1:42.580	22.222	150	48.551	181	31.807	187	228
4	0	1:42.475	22.356	150	48.580	180	31.539	190	227	13	0	1:43.169	22.345	150	49.112	178	31.712	188	226
5	0	1:43.243	22.311	151	48.716	179	32.216	185	228	14	0	1:43.458	22.763	150	49.056	181	31.639	187	222
6	0	1:42.575	22.429	151	48.483	181	31.663	189	229	15	0	1:42.911	22.587	148	48.743	181	31.581	187	221
7	0	1:42.123	22.297	151	48.263	182	31.563	187	228	16	0	1:43.791	22.603	148	49.446	180	31.742	188	221
8	0	1:42.378	22.308	150	48.560	182	31.510	190	227	17	0	1:42.850	22.524	150	48.701	181	31.625	189	223
9	0	1:42.148	22.168	151	48.206	183	31.774	190	228	18	0	1:43.126	22.542	149	48.670	180	31.914	187	223

87 Bearman, GBR(#1)

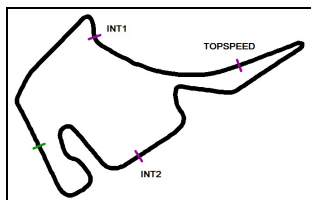
theoretical besttime:

1	0	2:18.568	32.084	111	1:01.457	148	45.027	49	195										
---	---	----------	--------	-----	----------	-----	--------	----	-----	--	--	--	--	--	--	--	--	--	--

95 Lomko, RUS(#1)

theoretical besttime: 1:41.909

1	0	1:52.905	31.040	147	49.939	178	31.926	188	221	10	0	1:42.446	22.575	151	48.421	182	31.450	188	227
2	0	1:43.309	22.674	150	48.790	180	31.845	186	224	11	0	1:42.269	22.433	150	48.372	182	31.464	188	222
3	0	1:42.559	22.544	149	48.420	181	31.595	187	225	12	0	1:42.156	22.482	150	48.257	183	31.417	188	222
4	0	1:42.463	22.507	150	48.386	182	31.570	188	226	13	0	1:42.104	22.389	150	48.296	182	31.419	188	222
5	0	1:44.212	23.376	150	49.356	180	31.480	188	229	14	0	1:42.481	22.478	150	48.567	181	31.436	187	222
6	0	1:42.391	22.542	149	48.424	181	31.425	189	225	15	0	1:42.460	22.580	151	48.443	182	31.437	188	221
7	0	1:42.123	22.354	151	48.471	180	31.298	189	225	16	0	1:42.687	22.542	151	48.609	181	31.536	188	220
8	0	1:42.708	22.440	150	48.809	181	31.459	188	226	17	0	1:43.176	22.618	150	48.861	180	31.697	187	220
9	0	1:42.576	22.532	150	48.551	178	31.493	189	227	18	0	1:43.851	22.747	150	48.957	180	32.147	187	220



ADAC Formel 4

Top speed list Race 1

Provisional



Hockenheimring, Length: 4574m

Air temperature: 18.03°C

Track temperature: 28.6°C

Weather condition: Dry

DMSB Reg. Nr.: R-11498/20

Saturday, September 19, 2020 11:00:00

#	Name (NAT)	Team	Car name	Speed	Lap	Race time
17	Jonny Edgar (GBR)	Van Amersfoort Racing (NLD)	ADAC Formel 4	231.75	1	42.200
51	Francesco Pizzi (ITA)	Van Amersfoort Racing (NLD)	ADAC Formel 4	231.26	8	12:39.722
58	Elias Seppänen (FIN)	US Racing (DEU)	ADAC Formel 4	230.27	10	16:03.096
77	Tim Tramnitz (DEU)	US Racing (DEU)	ADAC Formel 4	229.29	5	7:36.389
95	Vladislav Lomko (RUS)	US Racing (DEU)	ADAC Formel 4	229.29	5	7:38.844
78	Hamda Al Qubaisi (UAE)	ABU DHABI RACING UAE (UAE)	ADAC Formel 4	229.29	6	9:23.609
23	Erick Zuniga (MEX)	ADAC Berlin-Brandenburg e.V. (DEU)	ADAC Formel 4	229.29	9	14:29.900
15	Sebastian Montoya (COL)	Prema Powerteam SRL (ITA)	ADAC Formel 4	228.32	7	10:58.073
52	Jak Crawford (USA)	Van Amersfoort Racing (NLD)	ADAC Formel 4	227.36	1	42.158
7	Josef Knopp (CZE)	ADAC Berlin-Brandenburg e.V. (DEU)	ADAC Formel 4	227.36	1	45.652
72	Leonardo Fornaroli (ITA)	Iron Lynx (ITA)	ADAC Formel 4	227.36	3	4:13.543
6	Kirill Smal (RUS)	R-ACE GP (FRA)	ADAC Formel 4	226.89	1	46.004
46	Gabriele Mini (ITA)	Prema Powerteam SRL (ITA)	ADAC Formel 4	226.89	10	15:59.525
16	Dino Beganovic (SWE)	Prema Powerteam SRL (ITA)	ADAC Formel 4	225.94	10	16:07.453
29	Joshua Dürksen (DEU)	ADAC Berlin-Brandenburg e.V. (DEU)	ADAC Formel 4	224.06	9	14:17.099
4	Victor Bernier (FRA)	R-ACE GP (FRA)	ADAC Formel 4	220.85	5	8:26.809
87	Oliver Bearman (GBR)	US Racing (DEU)	ADAC Formel 4	195.65	1	48.552