



### Provisional

### Result List

Stewards / Race Management

STEWARD	Harry Stüber
STEWARD	Karl-Heinz Stümpert
STEWARD	Siegfried Lehr
RACE DIRECTOR	Christian Vormann
CLERK OF THE COURSE	Georg Ziegahn
TECHNICAL DELEGATE	Tim Zessack
CHIEF TIMEKEEPER	Steffen Ruhl

Weather Start/Finish

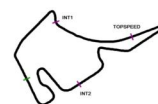
AIR	16.0°C
TRACK	22.2°C
CONDITIONS	Dry
PRESSURE	1010 hPa
AIR	16.4°C
TRACK	23.8°C
CONDITIONS	Dry
PRESSURE	1010 hPa

Track Information

GREEN FLAG	10:10:01
CHEQUERED FLAG	10:30:01
SAFETY CAR PHASE	0
FULL COURSE YELLOW PHASE	0
TRACK NAME	Hockenheimring
TRACK LENGTH	4574m
TURN COUNT	17
FASTEST LAP:	#24. JAN - 1:47.271

STARTED: 22 CLASSIFIED: 22 NOT CLASSIFIED: 0 DISQUALIFIED: 0

Nr.	Drivers	Team	Lap	Best Time	Gap	Diff	Kph	Day Time
Cl.	Car	Competitor						
1	24 F.Janits(AUT)/R.Kofler(AUT) KTM X-BOW GT4 EVO	True Racing(AUT) True Racing	5	1:47.271			153.5	10:23:59
2	2 G.Piana(ITA)/M.Schrey(DEU) BMW M4 GT4	Hofor Racing by Bonk Motorsport(CHE) Hofor Racing by Bonk Motorsport	4	1:47.451	0.180	0.180	153.2	10:21:43
3	71 H.Sasse(DEU)/W.Tregurtha(GBR) J Audi R8 LMS GT4	T3-HRT-Motorsport(DEU) T3-HRT-Motorsport	4	1:47.671	0.400	0.220	152.9	10:21:08
4	48 J.Apotheloz(CHE)/L.Trefz(DEU) J Mercedes-AMG GT4	MANN-FILTER Team HTP-WINWARD(DEU) HTP-WINWARD Motorsport	5	1:47.907	0.636	0.236	152.5	10:23:54
5	99 C.Jöns(DEU)/C.Dreyspring(DEU) McLaren 570s	Dörr Motorsport(DEU) Dörr Motorsport	8	1:48.282	1.011	0.375	152.0	10:26:46
6	22 J.Kasperlik(DEU)/N.Möller-Madsen(DNK) Porsche Cayman 718 GT4 MR	Team Allied-Racing(DEU) Team Allied-Racing	7	1:48.381	1.110	0.099	151.9	10:31:46
7	25 D.Richter(DEU)/D.Schraml(DEU) Porsche Cayman 718 GT4 MR	Burgmann Racing(DEU) Porsche Zentrum 5 Seen Motorsport	4	1:48.455	1.184	0.074	151.8	10:19:48
8	69 P.Dörr(DEU)/F.Martin-Dye(GBR) J McLaren 570s GT4	Dörr Motorsport(DEU) Dörr Motorsport	6	1:48.547	1.276	0.092	151.6	10:23:27
9	59 A.Sizov(RUS)/P.Stalidzane(DEU) J McLaren 570s GT4	Dörr Motorsport(DEU) Dörr Motorsport	7	1:48.548	1.277	0.001	151.6	10:25:23
10	26 T.Kieffer(LUX)/C.Kosch(LUX) T Porsche Cayman 718 GT4 MR	Team Allied-Racing(DEU) Team Allied-Racing	5	1:48.680	1.409	0.132	151.5	10:20:54
11	3 S.von Gartzen(DEU)/C.Hürtgen(DEU) BMW M4 GT4	Hofor Racing by Bonk Motorsport(CHE) Hofor Racing by Bonk Motorsport	6	1:48.742	1.471	0.062	151.4	10:23:00
12	19 L.O Dey(DEU)/A.Tauscher(DEU) J Porsche Cayman 718 GT4 MR	KÜS TEAM75 Bernhard(DEU) KÜS TEAM75 Bernhard	7	1:48.758	1.487	0.016	151.4	10:24:53
13	21 D.Fetzer(DEU)/J.Sturm(DEU) J Porsche Cayman 718 GT4 MR	Team Allied-Racing(DEU) Team Allied-Racing	5	1:48.778	1.507	0.020	151.3	10:25:06
14	23 R.Falkenbach(DEU)/C.Piro(DEU) J Ginetta G55 GT4	Team piro sports Caffè d Italia(DEU) Team piro sports Caffè d Italia	3	1:48.807	1.536	0.029	151.3	10:23:48
15	4 J.Marschalkowski(DEU)/H.Still(DEU) J BMW M4 GT4	Team AVIA Sorg Rennsport(DEU) Team AVIA Sorg Rennsport	5	1:48.819	1.548	0.012	151.3	10:23:26
16	9 T.Neumann(BUL)/J.Böling(DEU) T Porsche Cayman 718 GT4 MR	DLV-Team Schuetz Motorsport(DEU) DLV-Team Schuetz Motorsport	9	1:48.873	1.602	0.054	151.2	10:30:58
17	10 J.Erlbacher(AUT)/C.Dupre(DEU) J Mercedes-AMG GT4	Dupre Motorsport Engineering(DEU) Dupre Motorsport Engineering	5	1:49.113	1.842	0.240	150.9	10:27:31
18	89 J.Krabec(CZE)/L.Marionek(DEU) T KTM X-Bow GT4	RTR projects(CZE) RTR projects	7	1:49.239	1.968	0.126	150.7	10:25:08
19	27 S.Grotstollen(DEU)/G.Braun(DEU) T BMW M4 GT4	team lillestoff(DEU) team lillestoff	7	1:49.559	2.288	0.320	150.2	10:23:46
20	8 M.Suabo(DEU)/M.Dienst(DEU) T Mercedes-AMG GT4	DLV-Team Schuetz Motorsport(DEU) DLV-Team Schuetz Motorsport	5	1:49.887	2.616	0.328	149.8	10:22:45
21	14 A.Kreutzpointner(DEU)/J.Kreutzpointner(DEU) BMW M4 GT4	MRS GT-Racing(DEU) MRS GT-Racing	3	1:50.077	2.806	0.190	149.5	10:21:20



### Provisional

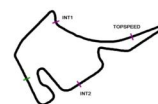
### Result List

Nr. Drivers	Team	Lap	Best Time	Gap	Diff	Kph	Day Time
Cl. Car	Competitor						
22 5 C.Stingu(ROM)/D.Solombrino(DEU) Audi R8 LMS GT4	Hella Pagid - racing one(DEU) Hella Pagid - racing one	10	1:50.439	3.168	0.362	149.0	10:30:43

Following race director decision cancellation of the relevant lap time for car no. 71, 22, 27, 9, 69,

**Subject to final scrutineering!**

Publication time:	Clerk of the Course: Georg Ziegahn	Timekeeper: Steffen Ruhl
-------------------	------------------------------------	--------------------------



### Provisional

### Class Result List

#### Stewards / Race Management

STEWARD	Harry Stüber
STEWARD	Karl-Heinz Stümpert
STEWARD	Siegfried Lehr
RACE DIRECTOR	Christian Vormann
CLERK OF THE COURSE	Georg Ziegahn
TECHNICAL DELEGATE	Tim Zessack
CHIEF TIMEKEEPER	Steffen Ruhl

#### Weather Start/Finish

AIR	16.0°C
TRACK	22.2°C
CONDITIONS	Dry
PRESSURE	1010 hPa
AIR	16.4°C
TRACK	23.8°C
CONDITIONS	Dry
PRESSURE	1010 hPa

#### Track Information

GREEN FLAG	10:10:01
CHEQUERED FLAG	10:30:01
SAFETY CAR PHASE	0
FULL COURSE YELLOW PHASE	0
TRACK NAME	Hockenheimring
TRACK LENGTH	4574m
TURN COUNT	17
FASTEST LAP:	#24. JAN - 1:47.271

STARTED: 22 CLASSIFIED: 22 NOT CLASSIFIED: 0 DISQUALIFIED: 0

Nr.	Drivers	Team	Lap	Best Time	Gap	Diff	Kph	Day Time
	Car	Competitor						

#### CLASS: Trophy

Started: 5	Classified: 5	Not Classified: 0						
1	26 T.Kieffer(LUX)/C.Kosch(LUX) Porsche Cayman 718 GT4 MR	Team Allied-Racing(DEU) Team Allied-Racing	5	1:48.680			151.5	10:20:54
2	9 T.Neumann(BUL)/J.Börling(DEU) Porsche Cayman 718 GT4 MR	DLV-Team Schuetz Motorsport(DEU) DLV-Team Schuetz Motorsport	9	1:48.873	0.193	0.193	151.2	10:30:58
3	89 J.Krabec(CZE)/L.Marionek(DEU) KTM X-Bow GT4	RTR projects(CZE) RTR projects	7	1:49.239	0.559	0.366	150.7	10:25:08
4	27 S.Grotstollen(DEU)/G.Braun(DEU) BMW M4 GT4	team lillestoff(DEU) team lillestoff	7	1:49.559	0.879	0.320	150.2	10:23:46
5	8 M.Suabo(DEU)/M.Dienst(DEU) Mercedes-AMG GT4	DLV-Team Schuetz Motorsport(DEU) DLV-Team Schuetz Motorsport	5	1:49.887	1.207	0.328	149.8	10:22:45

#### CLASS: Junior

Started: 9	Classified: 9	Not Classified: 0						
1	71 H.Sasse(DEU)/W.Tregurtha(GBR) Audi R8 LMS GT4	T3-HRT-Motorsport(DEU) T3-HRT-Motorsport	4	1:47.671			152.9	10:21:08
2	48 J.Apotheloz(CHE)/L.Trefz(DEU) Mercedes-AMG GT4	MANN-FILTER Team HTP-WINWARD(DEU) HTP-WINWARD Motorsport	5	1:47.907	0.236	0.236	152.5	10:23:54
3	69 P.Dörr(DEU)/F.Martin-Dye(GBR) McLaren 570s GT4	Dörr Motorsport(DEU) Dörr Motorsport	6	1:48.547	0.876	0.640	151.6	10:23:27
4	59 A.Sizov(RUS)/P.Stalidzane(DEU) McLaren 570s GT4	Dörr Motorsport(DEU) Dörr Motorsport	7	1:48.548	0.877	0.001	151.6	10:25:23
5	19 L.O Dey(DEU)/A.Tauscher(DEU) Porsche Cayman 718 GT4 MR	KÜS TEAM75 Bernhard(DEU) KÜS TEAM75 Bernhard	7	1:48.758	1.087	0.210	151.4	10:24:53
6	21 D.Fetzer(DEU)/J.Sturm(DEU) Porsche Cayman 718 GT4 MR	Team Allied-Racing(DEU) Team Allied-Racing	5	1:48.778	1.107	0.020	151.3	10:25:06
7	23 R.Falkenbach(DEU)/C.Piro(DEU) Ginetta G55 GT4	Team piro sports Caffè d Italia(DEU) Team piro sports Caffè d Italia	3	1:48.807	1.136	0.029	151.3	10:23:48
8	4 J.Marschalkowski(DEU)/H.Still(DEU) BMW M4 GT4	Team AVIA Sorg Rennsport(DEU) Team AVIA Sorg Rennsport	5	1:48.819	1.148	0.012	151.3	10:23:26
9	10 J.Erlbacher(AUT)/C.Dupre(DEU) Mercedes-AMG GT4	Dupre Motorsport Engineering(DEU) Dupre Motorsport Engineering	5	1:49.113	1.442	0.294	150.9	10:27:31

Following race director decision cancellation of the relevant lap time for car no. 71, 22, 27, 9, 69,

**Subject to final scrutineering!**

Publication time:	Clerk of the Course: Georg Ziegahn	Timekeeper: Steffen Ruhl
-------------------	------------------------------------	--------------------------



# ADAC GT4 Germany

## Sector List Qualifying 1

Provisional



**DMSB** Reg. Nr.: R-11498/20

Saturday, September 19, 2020 10:10:00

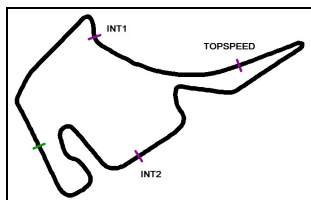
Hockenheimring, Length: 4574m

Air temperature: 16.47°C

Track temperature: 22.4°C

Weather condition: Dry

Lap Id	Time	SE1	SP1	SE2	SP2	SE3	SP3	TSP	Lap Id	Time	SE1	SP1	SE2	SP2	SE3	SP3	TSP		
<b>2</b> Piana, ITA(#1) / Schrey, DEU(#2)									<b>theoretical besttime: 1:47.409</b>										
1	1	6:13.343	4:26.989	119	57.179	164	49.175	174	227	4	1	<b>1:47.451</b>	<b>23.535</b>	<b>144</b>	<b>49.875</b>	<b>177</b>	34.041	186	<b>237</b>
2	1	1:53.446	26.677	141	52.092	172	34.677	186	234	5	1	1:47.531	23.604	144	49.928	177	<b>33.999</b>	<b>186</b>	236
3	1	1:48.109	23.987	144	49.991	176	34.131	185	236	6	1	2:09.490	25.803	122	56.705	168	46.982	54	195
<b>3</b> von Gartzten, DEU(#1) / Hürtgen, DEU(#2)									<b>theoretical besttime: 1:48.686</b>										
1	1	3:31.996	1:50.012	115	1:00.790	141	41.194	171	185	6	1	<b>1:48.742</b>	24.081	142	<b>50.277</b>	<b>176</b>	<b>34.384</b>	<b>183</b>	<b>235</b>
2	1	2:03.891	27.181	134	53.160	167	43.550	182	229	7	1	2:04.235	27.903	129	1:00.528	155	35.804	183	154
3	1	1:51.916	24.399	140	50.843	173	36.674	183	233	8	1	1:49.072	<b>24.025</b>	<b>142</b>	50.476	176	34.571	180	234
4	1	1:53.949	24.276	141	51.954	168	37.719	182	234	9	1	2:18.287	30.891	115	1:04.342	136	43.054	182	167
5	1	1:49.296	24.216	141	50.583	175	34.497	183	233	10			24.262	141	50.723	174			233
<b>4</b> Marschalkowski, DEU(#1) / Still, DEU(#2)									<b>theoretical besttime: 1:48.679</b>										
1	1	5:30.448	3:27.585	104	1:10.614	141	52.249	147	125	5	1	<b>1:48.819</b>	<b>23.773</b>	<b>142</b>	50.450	177	<b>34.596</b>	<b>181</b>	235
2	1	2:14.205	31.129	109	1:02.290	110	40.786	<b>184</b>	185	6	1	1:48.889	23.909	142	<b>50.310</b>	<b>177</b>	34.670	183	<b>236</b>
3	1	2:02.292	24.038	141	50.880	173	47.374	182	233	7	1	2:00.125	26.416	118	53.006	171	40.703	59	229
4	1	1:49.263	23.962	142	50.572	174	34.729	184	233										
<b>5</b> Stingu, ROM(#1) / Solombrino, DEU(#2)									<b>theoretical besttime: 1:50.101</b>										
1	1	3:06.531	1:10.899	99	1:10.948	156	44.684	173	171	6	1	1:53.187	24.891	129	51.770	172	36.526	181	235
2	1	2:18.160	28.209	134	57.484	162	52.467	176	190	7	1	2:02.433	28.161	124	56.451	170	37.821	180	197
3	1	1:53.834	25.456	140	51.618	170	36.760	183	240	8	1	1:51.421	24.684	143	50.926	173	35.811	178	237
4	1	1:56.284	<b>24.432</b>	145	54.966	171	36.886	179	<b>241</b>	9	1	1:59.361	25.295	144	56.354	161	37.712	181	225
5	1	1:51.135	24.810	<b>146</b>	50.769	175	35.556	<b>183</b>	237	10	1	<b>1:50.439</b>	24.770	146	<b>50.393</b>	<b>176</b>	<b>35.276</b>	<b>183</b>	238
<b>8</b> Suabo, DEU(#1) / Dienst, DEU(#2)									<b>theoretical besttime: 1:49.512</b>										
1	1	4:34.285	2:39.290	113	1:04.300	145	50.695	59	138	6	1	1:50.111	<b>24.243</b>	<b>144</b>	50.814	174	35.054	181	232
2	1	2:39.366	1:09.959	129	53.511	172	35.896	182	227	7	1	1:56.490	25.112	140	54.707	170	36.671	182	225
3	1	1:50.043	24.546	144	50.885	171	<b>34.612</b>	<b>184</b>	<b>233</b>	8	1	1:50.106	24.373	144	50.866	173	34.867	183	232
4	1	1:50.630	24.310	<b>145</b>	51.176	173	35.144	182	233	9	1	1:50.301	24.629	144	<b>50.657</b>	<b>174</b>	35.015	183	232
5	1	<b>1:49.887</b>	24.378	144	50.782	173	34.727	183	231										
<b>9</b> Neumann, BUL(#1) / Bölting, DEU(#2)									<b>theoretical besttime: 1:48.531</b>										
1	1	2:56.296	58.940	107	1:12.628	141	44.728	174	126	6	1	2:45.911	1:15.283	143	53.112	171	37.516	184	244
2	1	2:23.374	28.488	125	1:02.075	114	52.811	185	170	7	1	1:48.966	24.300	145	<b>49.692</b>	<b>173</b>	34.974	187	244
3	1	1:50.095	24.930	144	50.398	177	<b>34.767</b>	<b>189</b>	244	8	4	1:49.275	24.010	145	50.201	177	35.064	186	243
4	1	1:49.080	24.174	146	49.915	176	34.991	182	243	8	1	1:49.055	24.199	145	49.795	177	35.061	187	243
5	1	1:56.549	24.449	144	50.175	176	41.925	59	242	9	1	<b>1:48.873</b>	<b>24.072</b>	<b>146</b>	49.805	176	34.996	187	<b>245</b>
<b>10</b> Erlbacher, AUT(#1) / Dupre, DEU(#2)									<b>theoretical besttime: 1:48.797</b>										
1	1	10:01.255	8:25.658	122	58.808	164	36.789	180	202	4	1	1:49.541	24.280	145	50.382	175	34.879	180	235
2	1	2:01.212	25.706	145	57.670	160	37.836	184	231	5	1	<b>1:49.113</b>	24.375	145	50.407	175	<b>34.331</b>	<b>184</b>	234
3	1	1:49.491	<b>24.206</b>	145	50.541	175	34.744	<b>185</b>	<b>236</b>	6	1	1:54.016	24.271	142	<b>50.260</b>	<b>176</b>	39.485	59	235
<b>14</b> Kreutzpointner, DEU(#1) / Kreutzpointner, DEU(#2)									<b>theoretical besttime: 1:49.720</b>										
1	1	3:31.761	1:08.579	94	1:24.710	112	58.472	43	108	5	1	1:59.566	24.785	140	59.298	170	35.483	183	169
2	1	5:57.893	3:55.475	141	1:23.417	113	39.001	180	133	6	1	1:51.091	24.877	143	51.036	175	35.178	184	235
3	1	<b>1:50.077</b>	<b>24.215</b>	143	50.865	175	34.997	183	234	7	1	1:50.477	24.299	145	50.827	176	35.351	183	234
4	1	1:50.590	24.250	143	51.071	174	35.269	179	<b>235</b>	8	1	1:50.140	24.635	144	<b>50.582</b>	<b>174</b>	<b>34.923</b>	<b>183</b>	235
<b>19</b> O Dey, DEU(#1) / Tauscher, DEU(#2)									<b>theoretical besttime: 1:48.557</b>										
1	1	3:44.789	2:08.213	132	56.330	167	40.246	176	205	5	1	1:48.887	<b>23.958</b>	<b>146</b>	49.959	176	34.970	186	241
2	1	1:56.246	25.611	144	52.983	174	37.652	186	211	6	1	1:49.103	24.016	146	50.242	177	34.845	182	242
3	1	1:50.059	24.349	141	50.858	177	34.852	<b>187</b>	242	7	1	<b>1:48.758</b>	24.159	145	<b>49.935</b>	<b>179</b>	<b>34.664</b>	<b>185</b>	242
4	1	1:54.978	24.007	145	51.204	174	39.767	186	<b>244</b>	8	1	1:58.601	24.136	145	50.118	178	44.347	51	242



# ADAC GT4 Germany

## Sector List Qualifying 1

Provisional



Hockenheimring, Length: 4574m

Air temperature: 16.47°C

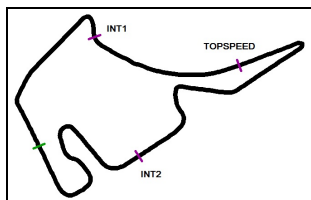
Track temperature: 22.4°C

Weather condition: Dry

**DMSB** Reg. Nr.: R-11498/20

Saturday, September 19, 2020 10:10:00

Lap Id	Time	SE1	SP1	SE2	SP2	SE3	SP3	TSP	Lap Id	Time	SE1	SP1	SE2	SP2	SE3	SP3	TSP		
<b>21 Fetzer, DEU(#1) / Sturm, DEU(#2)</b>									<b>theoretical besttime: 1:48.718</b>										
1	1	7:04.645	5:12.764	82	1:12.321	136	39.560	138	136	5	1	<b>1:48.778</b>	<b>24.164</b>	<b>144</b>	<b>50.168</b>	<b>173</b>	34.446	185	242
2	1	2:25.990	28.645	142	1:11.421	160	45.924	182	137	6	1	1:55.267	24.198	145	50.291	171	40.778	60	<b>243</b>
3	1	1:56.759	24.669	<b>145</b>	50.287	174	41.803	<b>185</b>	242	7	1	2:32.933	1:00.922	133	56.325	170	35.686	185	160
4	1	1:49.014	24.367	145	50.261	<b>177</b>	<b>34.386</b>	185	242	8			24.193	144	50.229	172			242
<b>22 Kasperlik, DEU(#1) / Möller-Madsen, DNK(#2)</b>									<b>theoretical besttime: 1:48.264</b>										
1	1	7:03.315	5:12.074	80	1:12.430	129	38.811	144	139	4	1	1:54.721	24.107	143	50.337	175	40.277	57	<b>244</b>
2	1	2:36.252	29.289	135	1:12.497	114	54.466	183	100	5	1	2:49.806	1:24.659	137	50.548	173	34.599	186	241
3	1	<del>1:55.293</del>	<del>24.662</del>	<del>128</del>	<del>55.823</del>	<del>172</del>	<del>34.808</del>	<del>185</del>	<del>187</del>	6	1	1:48.705	24.118	143	50.069	176	34.518	187	242
3	1	1:48.953	<b>23.945</b>	138	50.228	161	34.780	185	242	7	1	<b>1:48.381</b>	24.062	144	<b>49.883</b>	<b>175</b>	<b>34.436</b>	<b>184</b>	243
<b>23 Falkenbach, DEU(#1) / Piro, DEU(#2)</b>									<b>theoretical besttime: 1:48.648</b>										
1	1	10:06.731	8:29.282	128	59.886	164	37.563	179	167	3	1	<b>1:48.807</b>	23.926	140	<b>50.659</b>	<b>175</b>	<b>34.222</b>	<b>181</b>	225
2	1	1:51.667	24.560	<b>141</b>	51.172	170	35.935	181	226	4	1	1:55.622	<b>23.767</b>	<b>141</b>	50.943	175	40.912	56	<b>227</b>
<b>24 Janits, AUT(#1) / Kofler, AUT(#2)</b>									<b>theoretical besttime: 1:47.059</b>										
1	1	5:40.148	3:53.260	113	1:04.000	157	42.888	184	158	4	1	1:47.633	23.814	145	49.878	175	<b>33.941</b>	<b>186</b>	234
2	1	1:55.812	24.418	<b>146</b>	50.508	175	40.886	58	<b>236</b>	5	1	<b>1:47.271</b>	<b>23.628</b>	<b>143</b>	<b>49.490</b>	<b>177</b>	34.153	185	234
3	1	2:47.228	1:10.442	129	1:01.783	146	35.003	<b>187</b>	126	6	1	2:05.442	24.400	136	54.081	126	46.961	59	218
<b>25 Richter, DEU(#1) / Schraml, DEU(#2)</b>									<b>theoretical besttime: 1:48.075</b>										
1	1	4:10.733	2:25.474	112	1:05.205	164	40.054	183	153	5	1	1:57.144	24.071	141	51.445	175	41.628	59	241
2	1	1:59.756	27.104	137	57.071	176	35.581	186	168	6	1	3:26.855	1:58.899	140	51.823	171	36.133	186	230
3	1	1:48.788	24.469	144	49.590	178	<b>34.729</b>	<b>187</b>	<b>244</b>	7	1	1:57.726	24.127	146	52.576	175	41.023	59	243
4	1	<b>1:48.455</b>	<b>23.987</b>	145	<b>49.359</b>	<b>179</b>	35.109	186	243										
<b>26 Kieffer, LUX(#1) / Kosch, LUX(#2)</b>									<b>theoretical besttime: 1:48.457</b>										
1	1	2:47.651	40.127	94	1:18.763	119	48.761	144	123	5	1	<b>1:48.680</b>	<b>23.721</b>	<b>147</b>	50.273	172	34.686	184	241
2	1	2:35.534	32.160	103	1:09.604	104	53.770	183	155	6	1	2:04.287	23.943	142	56.220	164	44.124	56	218
3	1	1:52.154	24.642	146	51.074	<b>177</b>	36.438	185	210	7	1	6:19.320	4:52.786	124	51.612	176	34.922	186	229
4	1	1:49.147	24.280	144	50.394	175	<b>34.473</b>	186	241	8			23.944	144	<b>50.263</b>	<b>171</b>			<b>242</b>
<b>27 Grotstollen, DEU(#1) / Braun, DEU(#2)</b>									<b>theoretical besttime: 1:49.106</b>										
1	1	2:24.549	34.595	107	1:06.261	146	43.693	130	146	6	1	1:50.150	24.212	141	50.823	170	35.115	184	237
2	1	2:10.477	27.722	113	1:03.163	168	39.592	183	175	7	1	<b>1:49.559</b>	<b>24.172</b>	<b>144</b>	<b>50.323</b>	<b>175</b>	35.064	183	236
3	1	1:51.019	24.364	132	51.108	173	35.547	182	234	8	1	<del>2:06.948</del>	<del>24.757</del>	<del>138</del>	<del>55.469</del>	<del>174</del>	<del>47.022</del>	<del>57</del>	<del>223</del>
4	1	1:49.722	24.210	136	50.901	173	<b>34.611</b>	183	235	8	1	3:26.582	2:00.473	140	51.107	173	35.002	183	235
5	1	1:49.839	24.235	142	50.472	173	35.132	181	236	9			24.322	142	50.719	171			<b>238</b>
<b>48 Apotheloz, CHE(#1) / Trefz, DEU(#2)</b>									<b>theoretical besttime: 1:47.841</b>										
1	1	6:38.590	4:58.606	114	1:00.033	133	39.951	178	201	5	1	<b>1:47.907</b>	23.870	146	<b>49.653</b>	<b>176</b>	34.384	186	<b>238</b>
2	1	1:50.135	24.704	144	50.556	176	34.875	185	235	6	1	2:06.040	24.047	145	59.175	84	42.818	185	213
3	1	1:48.303	23.939	146	50.035	175	<b>34.329</b>	185	237	7	1	1:50.256	23.967	143	50.057	176	36.232	185	236
4	1	1:48.158	<b>23.859</b>	144	49.909	175	34.390	185	237	8	1	1:55.151	24.173	145	49.967	175	41.011	59	237
<b>59 Sizov, RUS(#1) / Stalidzane, DEU(#2)</b>									<b>theoretical besttime: 1:48.392</b>										
1	1	2:44.853	43.144	108	1:12.055	109	49.654	121	150	6	1	1:48.636	<b>24.007</b>	<b>147</b>	49.923	175	<b>34.706</b>	<b>186</b>	244
2	1	2:27.026	33.478	104	1:04.779	105	48.769	110	204	7	1	<b>1:48.548</b>	24.084	146	<b>49.679</b>	<b>175</b>	34.785	188	244
3	1	2:09.060	34.473	125	58.843	139	35.744	188	186	8	1	1:49.523	24.110	147	49.722	171	35.691	187	<b>247</b>
4	1	2:27.895	24.202	<b>148</b>	1:09.571	115	54.122	<b>189</b>	186	9	1	2:03.821	24.192	147	50.868	173	48.761	53	244
5	1	1:56.270	24.109	144	57.415	<b>177</b>	34.746	187	246										



# ADAC GT4 Germany

## Sector List Qualifying 1

Provisional



Hockenheimring, Length: 4574m

Air temperature: 16.47°C

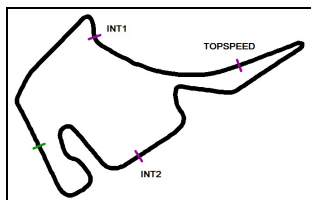
Track temperature: 22.4°C

Weather condition: Dry

**DMSB** Reg. Nr.: R-11498/20

Saturday, September 19, 2020 10:10:00

Lap Id	Time	SE1	SP1	SE2	SP2	SE3	SP3	TSP	Lap Id	Time	SE1	SP1	SE2	SP2	SE3	SP3	TSP		
<b>69</b> Dörr, DEU(#1) / Martin-Dye, GBR(#2)									<b>theoretical besttime: 1:48.535</b>										
1	1	2:44.397	42.531	104	1:12.081	119	49.785	125	153	6	1	<b>1:48.547</b>	<b>24.060</b>	<b>146</b>	49.913	174	<b>34.574</b>	<b>183</b>	<b>242</b>
2	1	2:27.076	33.521	105	1:04.773	106	48.782	113	201	7	1	1:54.559	24.231	145	<b>49.901</b>	<b>175</b>	40.427	49	241
3	1	2:05.305	34.481	125	54.117	171	36.707	185	240	8	1	2:29.026	56.167	137	53.729	164	39.130	186	232
4	1	2:23.451	24.207	146	1:05.302	140	53.942	185	238	9	4	1:48.962	24.063	146	50.284	174	34.645	185	243
5	1	1:57.944	24.243	<b>146</b>	56.523	167	37.178	185	201	9	1	1:48.943	24.165	145	50.055	174	34.723	183	241
<b>71</b> Sasse, DEU(#1) / Tregurtha, GBR(#2)									<b>theoretical besttime: 1:47.500</b>										
1	1	3:24.608	1:46.266	116	58.369	131	39.973	180	196	5	1	1:47.803	<b>23.857</b>	<b>145</b>	49.690	177	34.256	185	<b>240</b>
2	1	2:09.232	25.527	144	53.805	135	49.900	183	237	6	1	1:47.699	23.968	144	49.669	178	<b>34.062</b>	<b>185</b>	237
3	1	1:55.350	24.453	144	50.526	141	40.371	186	238	7	1	1:52.392	24.050	145	52.950	163	35.392	184	210
4	4	1:50.925	23.922	<b>146</b>	51.748	170	35.255	<b>186</b>	<b>241</b>	8	1	2:06.154	23.910	146	1:01.112	170	41.132	58	238
4	1	<b>1:47.671</b>	23.925	145	<b>49.581</b>	177	34.165	<b>187</b>	238										
<b>89</b> Krabec, CZE(#1) / Marionek, DEU(#2)									<b>theoretical besttime: 1:49.239</b>										
1	1	2:16.199	36.374	109	1:03.922	162	35.903	177	113	6	1	3:21.627	1:55.703	144	50.904	173	35.020	180	<b>225</b>
2	1	1:50.969	24.780	<b>145</b>	51.450	173	34.739	182	212	7	1	<b>1:49.239</b>	<b>23.995</b>	<b>143</b>	<b>50.669</b>	<b>173</b>	<b>34.575</b>	<b>180</b>	223
3	1	1:57.094	31.236	142	50.898	173	34.960	<b>182</b>	223	8	1	2:05.887	33.643	93	55.144	125	37.100	180	219
4	1	1:49.548	24.162	143	50.734	173	34.652	181	224	9	1	1:51.220	24.116	142	51.206	171	35.898	179	224
5	1	2:02.939	24.256	140	58.265	170	40.418	59	125	10			24.132	143	54.118	121			223
<b>99</b> Jöns, DEU(#1) / Dreyspring, DEU(#2)									<b>theoretical besttime: 1:48.168</b>										
1	1	2:52.940	1:13.445	122	57.609	167	41.886	176	213	6	1	2:02.416	27.929	130	58.542	169	35.945	183	174
2	1	2:22.240	29.497	127	1:02.267	129	50.476	183	173	7	1	1:48.662	24.016	145	50.055	176	<b>34.591</b>	<b>185</b>	<b>242</b>
3	1	2:10.419	27.195	129	1:00.450	88	42.774	184	235	8	1	<b>1:48.282</b>	23.844	147	<b>49.795</b>	<b>174</b>	34.643	186	241
4	1	1:51.936	24.139	143	51.862	171	35.935	<b>186</b>	241	9	1	2:14.173	26.518	139	56.355	150	51.300	39	213
5	1	1:48.698	<b>23.782</b>	146	50.130	<b>176</b>	34.786	185	241										



# ADAC GT4 Germany

## Top speed list Qualifying 1

Provisional



Hockenheimring, Length: 4574m

Air temperature: 16.47°C

Track temperature: 22.4°C

Weather condition: Dry

**DMSB** Reg. Nr.: R-11498/20

Saturday, September 19, 2020 10:10:00

#	Name (NAT)	Team	Car name	Speed	Lap	Race time
59	Aleksey Sizov (RUS)	Dörr Motorsport (DEU)	McLaren 570s GT4	247.13	8	16:00.078
9	Tano Neumann (BUL)	DLV-Team Schuetz Motorsport (DEU)	Porsche Cayman 718 GT4 MR	245.45	9	19:46.510
22	Jan Kasperlik (DEU)	Team Allied-Racing (DEU)	Porsche Cayman 718 GT4 MR	244.89	4	14:01.863
25	Dennis Richter (DEU)	Burgmann Racing (DEU)	Porsche Cayman 718 GT4 MR	244.34	3	6:48.904
19	Levi O Dey (DEU)	KÜS TEAM75 Bernhard (DEU)	Porsche Cayman 718 GT4 MR	244.34	4	8:08.994
21	Dennis Fetzer (DEU)	Team Allied-Racing (DEU)	Porsche Cayman 718 GT4 MR	243.79	6	15:43.271
99	Christer Jöns (DEU)	Dörr Motorsport (DEU)	McLaren 570s	242.69	7	13:46.635
69	Phil Dörr (DEU)	Dörr Motorsport (DEU)	McLaren 570s GT4	242.15	6	12:16.212
26	Tom Kieffer (LUX)	Team Allied-Racing (DEU)	Porsche Cayman 718 GT4 MR	242.15	8	19:54.758
5	Cristian Stingu (ROM)	Hella Pagid - racing one (DEU)	Audi R8 LMS GT4	241.61	4	7:56.922
71	Hugo Sasse (DEU)	T3-HRT-Motorsport (DEU)	Audi R8 LMS GT4	240.53	5	11:45.595
27	Stephan Grotstollen (DEU)	team lillestoff (DEU)	BMW M4 GT4	238.93	9	19:57.309
48	Julien Apotheloz (CHE)	MANN-FILTER Team HTP-WINWARD (DEU)	Mercedes-AMG GT4	238.41	5	12:43.099
2	Gabriele Piana (ITA)	Hofer Racing by Bonk Motorsport (CHE)	BMW M4 GT4	237.36	4	10:32.583
10	Jacob Erlbacher (AUT)	Dupre Motorsport Engineering (DEU)	Mercedes-AMG GT4	236.84	3	12:40.823
4	Jan Marschalkowski (DEU)	Team AVIA Sorg Rennsport (DEU)	BMW M4 GT4	236.84	6	14:03.117
24	Florian Janits (AUT)	True Racing (AUT)	KTM X-BOW GT4 EVO	236.32	2	6:18.711
3	Sebastian von Gartzen (DEU)	Hofer Racing by Bonk Motorsport (CHE)	BMW M4 GT4	235.80	6	11:49.388
14	Alesia Kreuzpointner (DEU)	MRS GT-Racing (DEU)	BMW M4 GT4	235.29	4	11:58.247
8	Marcus Suabo (DEU)	DLV-Team Schuetz Motorsport (DEU)	Mercedes-AMG GT4	233.76	3	7:52.447
23	Robin Falkenbach (DEU)	Team piro sports Caffè d Italia (DEU)	Ginetta G55 GT4	227.36	4	14:25.535
89	Jan Krabec (CZE)	RTR projects (CZE)	KTM X-Bow GT4	225.00	6	12:07.147