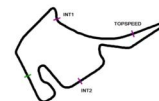


Qualifying 1 Hockenheimring



DMSB

Reg. Nr.: R-11498/20

Provisional

Result List

Stewards / Race Management

STEWARD	Achim Loth
STEWARD	Yasin Özer
STEWARD	Franz-Josef Serr
RACE DIRECTOR	Niels Wittich
CLERK OF THE COURSE	Georg Ziegahn
TECHNICAL DELEGATE	Tim Zessack
CHIEF TIMEKEEPER	Steffen Ruhl

Weather Start/Finish

AIR	13.2°C
TRACK	18.6°C
CONDITIONS	Dry
PRESSURE	1010 hPa
AIR	15.8°C
TRACK	15.7°C
CONDITIONS	Dry
PRESSURE	1010 hPa

Track Information

GREEN FLAG	9:20:00
CHEQUERED FLAG	9:50:00
SAFETY CAR PHASE	0
FULL COURSE YELLOW PHASE	0
TRACK NAME	Hockenheimring
TRACK LENGTH	4574m
TURN COUNT	17
FASTEST LAP:	#8. DMA - 1:38.203

STARTED: 33 CLASSIFIED: 33 NOT CLASSIFIED: 0 DISQUALIFIED: 0

Drivers	Team	Car	Lap	Best Time	Gap	Diff	Kph	Day Time
1 8 D.Marschall(DEU)(J)/C.Schreiner(DEU)(J)	RUTRONIK-RACING(DEU)	Audi R8 LMS GT3	7	1:38.203			167.6	9:48:39
2 92 C.Engelhart(DEU)/M.Ammermüller(DEU)	SSR Performance(DEU)	Porsche 911 GT3 R	5	1:38.261	0.058	0.058	167.5	9:44:44
3 99 R.Renauer(DEU)/S.Müller(DEU)	Precote Herberth Motorsport(DEU)	Porsche 911 GT3 R	6	1:38.347	0.144	0.086	167.4	9:47:51
4 31 P.Niederhauser(CHE)/K.van der Linde(ZAF)	RUTRONIK-RACING(DEU)	Audi R8 LMS GT3	8	1:38.359	0.156	0.012	167.4	9:49:37
5 63 A.Costa Balboa(ESP)/F.Perera(FRA)	GRT GRASSERRACINGTEAM(AUT)	Lamborghini Huracan GT3E	7	1:38.407	0.204	0.048	167.3	9:50:45
6 28 M.Hofer(AUT)/C.Haase(DEU)	Montaplast by Land Motorsport(DEU)	Audi R8 LMS GT3	5	1:38.575	0.372	0.168	167.0	9:46:08
7 17 K.Bachler(AUT)/S.De Silvestro(CHE)	KÜS TEAM75 Bernhard(DEU)	Porsche 911 GT3 R	6	1:38.575	0.372		167.0	9:49:12
8 22 L.Stolz(DEU)/M.Engel(DEU)	Toksport WRT(DEU)	Mercedes-AMG GT3EVO	6	1:38.589	0.386	0.014	167.0	9:46:47
9 82 T.Zimmermann(DEU)(J)/S.Schothorst(NLD)	GRT GRASSERRACINGTEAM(AUT)	Lamborghini Huracan GT3E	6	1:38.615	0.412	0.026	166.9	9:47:23
10 26 R.Feller(CHE)(J)/S.Mücke(DEU)	BWT Mücke Motorsport(DEU)	Audi R8 LMS GT3	4	1:38.779	0.576	0.164	166.6	9:45:57
11 48 P.Ellis(GBR)/R.Marciello(ITA)	KNAUS Team HTP-WINWARD(DEU)	Mercedes-AMG GT3EVO	7	1:38.790	0.587	0.011	166.6	9:47:12
12 71 M.Paul(DEU)(J)/N.Langeveld(NLD)	T3-HRT-Motorsport(DEU)	Audi R8 LMS GT3	7	1:38.799	0.596	0.009	166.6	9:49:52
13 10 H.Skoog(SWE)(J)/N.Yelloly(GBR)	Schubert Motorsport(DEU)	BMW M6 GT3	4	1:38.824	0.621	0.025	166.6	9:43:55
14 77 M.Pommer(DEU)/J.Schmidt(CHE)	Callaway Competition(DEU)	Corvette C7 GT3-R	5	1:38.854	0.651	0.030	166.5	9:46:15
15 18 J.Fittje(DEU)(J)/D.Jahn(DEU)	KÜS TEAM75 Bernhard(DEU)	Porsche 911 GT3 R	7	1:38.894	0.691	0.040	166.5	9:48:19
16 20 M.Wishofer(AUT)(J)/D.Boccolacci(FRA)	Team Zakspeed BKK Mobil Oil Racing(D	Mercedes-AMG GT3EVO	6	1:38.902	0.699	0.008	166.4	9:48:44
17 32 C.Weerts(BEL)(J)/D.Vanthoor(BEL)	TEAM WRT(BEL)	Audi R8 LMS GT3	7	1:38.985	0.782	0.083	166.3	9:50:16
18 47 I.Dontje(NLD)/M.Götz(DEU)	MANN-FILTER Team HTP-WINWARD(L	Mercedes-AMG GT3EVO	5	1:39.004	0.801	0.019	166.3	9:46:17
19 19 N.Lagrange(BEL)/C.Schmid(AUT)	GRT GRASSERRACINGTEAM(AUT)	Lamborghini Huracan GT3E	7	1:39.043	0.840	0.039	166.2	9:49:10
20 14 E.Johansson(SWE)(J)/J.Klingmann(DEU)	MRS GT-Racing(DEU)	BMW M6 GT3	5	1:39.052	0.849	0.009	166.2	9:44:47
21 9 A.Read(AUS)(J)/J.Eriksson(SWE)	Schubert Motorsport(DEU)	BMW M6 GT3	9	1:39.071	0.868	0.019	166.2	9:50:50
22 36 M.Dienst(DEU)(J)/P.Frommenwiler(CHE)	DLV-Team Schuetz Motorsport(DEU)	Mercedes-AMG GT3	5	1:39.076	0.873	0.005	166.1	9:45:11
23 7 A.Renauer(DEU)/S.Asch(DEU)	Precote Herberth Motorsport(DEU)	Porsche 911 GT3 R	4	1:39.108	0.905	0.032	166.1	9:43:24
24 33 F.Salaquarda(CZE)(T)/F.Stippler(DEU)	Team ISR(CZE)	Audi R8 LMS GT3	8	1:39.108	0.905		166.1	9:47:44
25 29 K.Schramm(DEU)(J)/C.Mies(DEU)	Montaplast by Land Motorsport(DEU)	Audi R8 LMS GT3	5	1:39.144	0.941	0.036	166.0	9:45:41
26 91 M.Joos(DEU)/M.Holzer(DEU)	Joos Sportwagenteknik(DEU)	Porsche 911 GT3 R	7	1:39.189	0.986	0.045	166.0	9:48:46
27 21 D.Keilwitz(DEU)/J.Eriksson(SWE)	Team Zakspeed BKK Mobil Oil Racing(D	Mercedes-AMG GT3EVO	6	1:39.212	1.009	0.023	165.9	9:49:00
28 30 R.Ineichen(CHE)(T)/M.Bortolotti(ITA)	TEAM WRT(BEL)	Audi R8 LMS GT3	5	1:39.309	1.106	0.097	165.8	9:44:43
29 3 N.Rogivue(CHE)(J)/M.Hackländer(DEU)	Aust Motorsport(DEU)	Audi R8 LMS GT3	6	1:39.576	1.373	0.267	165.3	9:48:00
30 25 I.Walilko(POL)(J)/M.Beckhusen(DEU)(J)	BWT Mücke Motorsport(DEU)	Audi R8 LMS GT3	4	1:39.754	1.551	0.178	165.0	9:47:18
31 72 C.Schöll(AUT)(J)/J.Pepper(ZAF)	T3-HRT-Motorsport(DEU)	Bentley Continental GT3	8	1:39.836	1.633	0.082	164.9	9:49:57
32 11 E.Erhart(DEU)(T)/P.Kaffer(DEU)	EFP Car Collection by TECE(DEU)	Audi R8 LMS GT3	7	1:40.021	1.818	0.185	164.6	9:48:52
33 4 H.von Danwitz(DEU)(J)/M.Winkelhock(DEU)	Aust Motorsport(DEU)	Audi R8 LMS GT3	6	1:40.658	2.455	0.637	163.5	9:45:53

Following race director decision cancellation of the relevant lap time for car no.10, 4, 71, 32, 25, 77, 19, 17, 92, 32, 63, 99, 30, 29, 26,

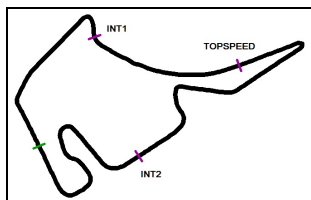
Subject to final scrutineering!

Publication time:	Clerk of the Course: Georg Ziegahn	Timekeeper: Steffen Ruhl
-------------------	------------------------------------	--------------------------

ver: 1.0

www.adac.de/motorsport

Page 1 / 1 printed: 19.9.2020 9:54



ADAC GT Masters

Top speed list Qualifying 1

Provisional



Hockenheimring, Length: 4574m

Air temperature: 15.78°C

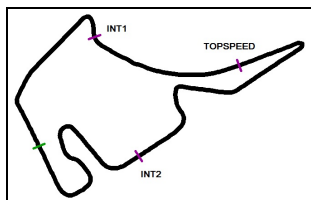
Track temperature: 16.5°C

Weather condition: Dry

DMSB Reg. Nr.: R-11498/20

Saturday, September 19, 2020 9:20:00

#	Name (NAT)	Team	Car name	Speed	Lap	Race time
10	Henric Skoog (SWE)	Schubert Motorsport (DEU)	BMW M6 GT3	266.66	6	26:08.921
9	Aidan Read (AUS)	Schubert Motorsport (DEU)	BMW M6 GT3	264.05	9	29:45.140
14	Erik Johansson (SWE)	MRS GT-Racing (DEU)	BMW M6 GT3	262.77	7	27:01.299
77	Markus Pommer (DEU)	Callaway Competition (DEU)	Corvette C7 GT3-R	258.99	7	28:28.479
63	Albert Costa Balboa (ESP)	GRT GRASSER RACING TEAM (AUT)	Lamborghini Huracan GT3 EVO	257.75	4	23:04.529
29	Kim-Luis Schramm (DEU)	Montaplast by Land Motorsport (DEU)	Audi R8 LMS GT3	256.53	5	24:36.176
26	Ricardo Feller (CHE)	BWT Mücke Motorsport (DEU)	Audi R8 LMS GT3	256.53	4	24:53.089
25	Igor Jakob Walilko (POL)	BWT Mücke Motorsport (DEU)	Audi R8 LMS GT3	256.53	5	27:52.947
33	Filip Salaquarda (CZE)	Team ISR (CZE)	Audi R8 LMS GT3	256.53	9	28:18.645
31	Patric Niederhauser (CHE)	RUTRONIK-RACING (DEU)	Audi R8 LMS GT3	255.92	7	26:52.730
21	Daniel Keilwitz (DEU)	Team Zakspeed BKK Mobil Oil Racing (DEU)	Mercedes-AMG GT3 EVO	255.31	5	26:14.122
8	Dennis Marschall (DEU)	RUTRONIK-RACING (DEU)	Audi R8 LMS GT3	255.31	7	27:34.836
19	Niels Lagrange (BEL)	GRT GRASSER RACING TEAM (AUT)	Lamborghini Huracan GT3 EVO	255.31	7	28:05.330
3	Nikolaj Rogivue (CHE)	Aust Motorsport (DEU)	Audi R8 LMS GT3	255.31	7	28:35.220
30	Rolf Ineichen (CHE)	TEAM WRT (BEL)	Audi R8 LMS GT3	254.71	6	25:17.689
92	Christian Engelhart (DEU)	SSR Performance (DEU)	Porsche 911 GT3 R	254.71	6	25:19.033
72	Constantin Schöll (AUT)	T3-HRT-Motorsport (DEU)	Bentley Continental GT3	254.71	7	27:11.506
91	Michael Joos (DEU)	Joos Sportwagentechnik (DEU)	Porsche 911 GT3 R	254.71	7	27:41.814
11	Elia Erhart (DEU)	EFP Car Collection by TECE (DEU)	Audi R8 LMS GT3	254.71	7	27:46.771
17	Klaus Bachler (AUT)	KÜS TEAM75 Bernhard (DEU)	Porsche 911 GT3 R	254.71	6	28:08.195
4	Hendrik von Danwitz (DEU)	Aust Motorsport (DEU)	Audi R8 LMS GT3	254.71	8	28:10.524
28	Max Hofer (AUT)	Montaplast by Land Motorsport (DEU)	Audi R8 LMS GT3	254.71	7	28:23.651
47	Indy Dontje (NLD)	MANN-FILTER Team HTP-WINWARD (DEU)	Mercedes-AMG GT3 EVO	254.71	7	28:30.904
18	Jannes Fittje (DEU)	KÜS TEAM75 Bernhard (DEU)	Porsche 911 GT3 R	254.71	8	28:53.567
32	Charles Weerts (BEL)	TEAM WRT (BEL)	Audi R8 LMS GT3	254.71	7	29:11.989
71	Maximilian Paul (DEU)	T3-HRT-Motorsport (DEU)	Audi R8 LMS GT3	254.11	4	23:44.543
99	Robert Renauer (DEU)	Precote Herberth Motorsport (DEU)	Porsche 911 GT3 R	254.11	6	26:46.873
7	Alfred Renauer (DEU)	Precote Herberth Motorsport (DEU)	Porsche 911 GT3 R	254.11	7	27:18.282
36	Marvin Dienst (DEU)	DLV-Team Schuetz Motorsport (DEU)	Mercedes-AMG GT3	254.11	7	27:30.997
20	Mick Wishofer (AUT)	Team Zakspeed BKK Mobil Oil Racing (DEU)	Mercedes-AMG GT3 EVO	254.11	6	27:39.607
82	Tim Zimmermann (DEU)	GRT GRASSER RACING TEAM (AUT)	Lamborghini Huracan GT3 EVO	254.11	8	29:39.339
48	Philip Ellis (GBR)	KNAUS Team HTP-WINWARD (DEU)	Mercedes-AMG GT3 EVO	253.52	5	22:47.077
22	Luca Stolz (DEU)	Toksport WRT (DEU)	Mercedes-AMG GT3 EVO	251.74	5	23:52.242



ADAC GT Masters

Sector List Qualifying 1

Provisional



Hockenheimring, Length: 4574m

Air temperature: 15.78°C

Track temperature: 16.5°C

Weather condition: Dry

DMSB Reg. Nr.: R-11498/20

Saturday, September 19, 2020 9:20:00

Lap Id	Time	SE1	SP1	SE2	SP2	SE3	SP3	TSP	Lap Id	Time	SE1	SP1	SE2	SP2	SE3	SP3	TSP		
3	Rogivue, CHE(#1) / Hackländer, DEU(#2)								theoretical besttime: 1:39.415										
1	1	19:16.941	17:42.162	119	58.977	159	35.802	191	183	5	1	1:39.671	22.194	156	46.065	193	31.412	201	253
2	1	1:51.689	23.894	156	47.870	189	39.925	202	248	6	1	1:39.576	22.011	156	46.100	193	31.465	200	254
3	1	1:47.260	22.565	156	47.484	191	37.211	199	252	7	1	1:39.774	21.938	154	46.197	192	31.639	201	255
4	1	1:45.072	22.357	156	46.450	191	36.265	190	253	8	1	1:49.968	22.013	156	47.035	189	40.920	58	254

4	von Danwitz, DEU(#1) / Winkelhock, DEU(#2)								theoretical besttime: 1:40.588										
1	1	15:26.963	13:50.548	121	59.608	143	36.807	195	166	6	1	1:40.658	22.264	157	46.436	192	31.958	202	254
2	1	1:44.790	23.890	155	47.890	188	33.010	199	250	7	1	1:42.414	22.486	156	47.864	192	32.064	202	202
3	1	1:43.183	22.895	158	46.778	191	33.510	198	252	8	1	1:40.681	22.352	157	46.427	191	31.902	200	254
4	1	1:54.760	24.087	144	48.877	191	41.796	201	204	9	1	1:49.347	22.304	156	47.932	183	39.111	58	252
5	1	1:40.883	22.529	157	46.457	190	31.897	200	254										

7	Renauer, DEU(#1) / Asch, DEU(#2)								theoretical besttime: 1:38.961										
1	1	18:05.398	16:38.272	125	51.824	183	35.302	199	224	5	1	1:39.418	21.763	159	46.063	193	31.592	204	253
2	1	1:52.978	25.042	151	49.494	183	38.442	202	251	6	1	1:40.387	21.771	158	45.954	193	32.662	205	252
3	1	1:46.221	22.402	150	47.736	191	36.083	205	251	7	1	1:42.364	21.815	160	47.248	192	33.301	203	254
4	1	1:39.108	21.798	155	46.066	193	31.244	204	253	8	1	1:41.361	22.000	150	46.982	194	32.379	205	252

8	Marschall, DEU(#1) / Schreiner, DEU(#2)								theoretical besttime: 1:38.134										
1	1	18:15.831	16:45.220	127	53.889	172	36.722	193	205	5	1	1:38.395	21.571	158	45.836	193	30.988	204	253
2	1	1:52.597	24.420	140	49.365	187	38.812	195	228	6	1	1:38.285	21.486	157	45.837	194	30.962	206	254
3	1	1:55.595	22.839	156	49.068	139	43.688	204	233	7	1	1:38.203	21.384	156	45.788	193	31.031	204	255
4	1	1:39.721	21.763	150	46.365	192	31.593	204	251	8	1	1:50.595	21.619	151	48.833	166	40.143	58	254

9	Read, AUS(#1) / Eriksson, SWE(#2)								theoretical besttime: 1:38.988										
1	1	3:13.409	1:15.818	103	1:09.028	171	48.563	59	134	6	1	1:46.190	21.989	159	45.844	193	38.357	206	258
2	1	15:34.639	14:08.556	139	49.922	151	36.161	207	254	7	1	1:39.463	21.875	159	46.114	191	31.474	206	260
3	1	1:53.010	24.491	154	50.611	185	37.908	208	219	8	1	1:39.221	21.902	160	45.928	194	31.391	206	260
4	1	1:44.823	22.150	159	46.336	193	36.337	206	258	9	1	1:39.071	21.881	160	45.776	193	31.414	205	264
5	1	1:39.795	21.821	157	46.217	183	31.757	202	257										

10	Skoog, SWE(#1) / Yelloly, GBR(#2)								theoretical besttime: 1:38.758										
1	1	2:50.268	1:03.063	110	1:02.486	137	44.719	57	167	5	1	1:39.095	21.919	163	45.804	194	31.372	206	262
2	1	15:53.446	14:19.199	127	56.306	146	37.941	203	198	6	1	1:42.011	21.955	161	45.903	194	34.153	205	266
3	1	1:52.908	24.240	148	49.739	188	38.929	205	151	7	1	1:45.156	21.808	161	45.811	192	37.537	59	262
4	1	1:38.824	21.658	161	45.870	196	31.296	207	264										

11	Erhart, DEU(#1) / Kaffer, DEU(#2)								theoretical besttime: 1:39.787										
1	1	18:32.291	16:48.405	111	1:03.065	174	40.821	196	145	5	1	1:40.538	22.238	157	46.408	192	31.892	201	253
2	1	1:55.241	24.676	136	54.445	182	36.120	201	244	6	1	1:40.147	22.247	158	46.330	193	31.570	201	252
3	1	1:42.989	22.435	158	46.484	191	34.070	202	254	7	1	1:40.021	22.032	158	46.185	192	31.804	201	254
4	1	1:40.505	22.092	157	46.437	192	31.976	201	254	8	1	1:40.163	22.068	157	46.445	191	31.650	202	252

14	Johansson, SWE(#1) / Klingmann, DEU(#2)								theoretical besttime: 1:38.866										
1	1	3:30.589	1:28.153	100	1:10.003	121	52.433	49	144	5	1	1:39.052	21.813	162	45.854	194	31.385	206	261
2	1	16:11.158	14:37.872	125	56.279	186	37.007	206	166	6	1	1:39.323	21.970	161	45.816	194	31.537	207	261
3	1	1:47.210	22.987	157	49.629	156	34.594	207	257	7	1	1:46.594	22.086	160	46.644	193	37.864	59	262
4	1	1:39.197	22.103	160	45.857	197	31.237	208	261										

17	Bachler, AUT(#1) / De Silvestro, CHE(#2)								theoretical besttime: 1:38.523										
1	1	18:53.807	17:22.523	129	55.483	181	35.801	199	190	5	1	1:38.872	21.790	160	45.631	194	31.451	205	253
2	1	1:59.231	23.948	150	57.742	188	37.541	203	156	6	1	1:38.575	21.751	160	45.642	194	31.182	205	254
3	1	1:43.551	22.274	160	46.190	191	35.087	205	251	7	1	1:46.383	21.949	159	45.738	193	38.696	58	254
4	1	1:38.980	21.894	161	45.945	194	31.141	206	252										



ADAC GT Masters

Sector List Qualifying 1

Provisional



Hockenheimring, Length: 4574m

Air temperature: 15.78°C

Track temperature: 16.5°C

Weather condition: Dry

DMSB Reg. Nr.: R-11498/20

Saturday, September 19, 2020 9:20:00

Lap Id	Time	SE1	SP1	SE2	SP2	SE3	SP3	TSP	Lap Id	Time	SE1	SP1	SE2	SP2	SE3	SP3	TSP
18	Fittje, DEU(#1) / Jahn, DEU(#2)								theoretical besttime: 1:38.894								
1	18:03.701	16:35.376	122	52.678	176	35.647	198	214	5	1:39.182	21.985	159	45.879	195	31.318	205	252
2	1:52.113	23.727	146	48.562	190	39.824	202	250	6	1:39.079	21.944	158	45.826	196	31.309	204	251
3	1:46.055	22.449	159	46.444	193	37.162	204	251	7	1:38.894	21.869	159	45.767	195	31.258	205	253
4	1:39.628	22.101	159	46.177	193	31.350	204	252	8	1:48.606	21.940	159	46.754	191	39.912	52	254

19	Lagrange, BEL(#1) / Schmid, AUT(#2)								theoretical besttime: 1:38.988								
1	17:00.453	15:28.827	129	55.666	156	35.960	196	217	5	1:39.498	21.860	160	46.149	193	31.489	203	254
2	1:53.893	22.827	158	51.698	136	39.368	199	252	6	1:39.650	21.795	158	46.074	193	31.781	199	254
3	1:53.985	23.750	156	47.753	164	42.482	204	251	7	1:39.043	21.850	161	45.864	193	31.329	204	255
4	1:40.007	22.075	159	46.040	193	31.892	204	252									

20	Wishofer, AUT(#1) / Boccolacci, FRA(#2)								theoretical besttime: 1:38.862								
1	20:21.263	18:44.702	119	59.503	156	37.058	195	180	5	1:39.337	21.897	157	46.294	194	31.146	204	253
2	1:44.903	24.172	153	47.375	189	33.356	201	246	6	1:38.902	21.635	157	46.113	194	31.154	202	254
3	1:40.397	22.327	157	46.257	192	31.813	206	251	7	1:39.778	21.740	157	46.725	192	31.313	201	253
4	1:39.052	21.815	158	46.081	194	31.156	204	253									

21	Keilwitz, DEU(#1) / Eriksson, SWE(#2)								theoretical besttime: 1:39.012								
1	20:23.103	18:45.823	122	59.365	141	37.915	196	184	5	1:41.149	21.918	159	46.049	192	33.182	204	255
2	1:50.810	24.104	147	51.918	186	34.788	197	214	6	1:39.212	21.819	159	46.105	193	31.288	204	255
3	1:46.130	25.448	158	48.656	187	32.026	205	250	7	1:39.228	21.853	159	46.057	193	31.318	204	254
4	1:39.216	21.913	158	46.159	193	31.144	204	253									

22	Stolz, DEU(#1) / Engel, DEU(#2)								theoretical besttime: 1:38.562								
1	18:02.770	16:37.206	123	51.068	184	34.496	197	234	5	1:51.189	21.837	159	47.100	134	42.252	202	251
2	1:51.027	23.231	157	47.463	185	40.333	202	249	6	1:38.589	21.843	160	45.842	194	30.904	204	250
3	1:44.605	22.368	160	46.609	153	35.628	203	250	7	1:38.996	21.816	160	45.896	194	31.284	202	251
4	1:38.957	21.852	159	45.990	193	31.115	201	250	8	2:09.501	23.501	145	53.830	125	52.170	51	194

25	Wailko, POL(#1) / Beckhusen, DEU(#2)								theoretical besttime: 1:39.477								
1	20:28.714	18:56.704	131	56.729	138	35.281	192	195	4	1:39.754	22.065	156	46.122	191	31.567	203	255
2	1:46.215	23.756	151	49.647	140	32.812	203	234	5	1:40.021	21.854	158	46.095	191	32.072	203	256
3	1:43.561	22.011	157	49.223	191	32.327	204	255	6	1:39.834	22.110	158	46.196	192	31.528	202	254

26	Feller, CHE(#1) / Mücke, DEU(#2)								theoretical besttime: 1:38.605								
1	20:53.751	19:18.940	103	57.966	162	36.845	188	170	4	1:38.779	21.665	158	45.928	193	31.186	204	256
2	1:45.886	23.083	158	50.425	188	32.378	204	251	5	1:43.663	21.725	153	50.613	186	31.325	205	219
3	1:38.818	21.807	158	45.847	192	31.164	205	255	6	1:38.853	21.767	157	45.776	193	31.310	202	256

28	Hofer, AUT(#1) / Haase, DEU(#2)								theoretical besttime: 1:38.575								
1	19:08.770	17:38.111	125	56.330	184	34.329	199	215	5	1:38.575	21.661	157	45.825	193	31.089	202	252
2	1:51.948	22.915	158	51.243	68	37.790	204	143	6	1:40.525	22.508	154	46.683	194	31.334	202	251
3	1:47.557	21.967	157	46.345	191	39.245	204	254	7	1:38.873	21.814	156	45.889	193	31.170	204	254
4	1:41.390	21.746	158	45.854	194	33.790	204	253	8	1:38.725	21.697	157	45.889	194	31.139	203	252

29	Schramm, DEU(#1) / Mies, DEU(#2)								theoretical besttime: 1:39.020								
1	18:25.107	16:53.164	129	56.232	179	35.711	194	191	5	1:39.144	21.818	158	45.819	194	31.507	203	256
2	1:47.264	23.704	157	49.555	185	34.005	196	216	6	1:41.278	21.898	158	45.995	193	33.385	204	254
3	1:55.784	23.068	160	48.622	170	44.094	203	248	7	1:39.183	21.850	157	45.950	191	31.383	202	255
4	1:53.208	21.966	157	59.671	187	31.571	204	151									



ADAC GT Masters

Sector List Qualifying 1

Provisional



Hockenheimring, Length: 4574m

Air temperature: 15.78°C

Track temperature: 16.5°C

Weather condition: Dry

DMSB Reg. Nr.: R-11498/20

Saturday, September 19, 2020 9:20:00

Lap Id	Time	SE1	SP1	SE2	SP2	SE3	SP3	TSP	Lap Id	Time	SE1	SP1	SE2	SP2	SE3	SP3	TSP		
30	Ineichen, CHE(#1) / Bortolotti, ITA(#2)								theoretical besttime: 1:38.988										
1	1	3:47.407	1:45.777	100	1:06.346	136	55.284	48	190	5	1	1:39.309	21.814	159	45.885	192	31.610	202	253
2	1	15:43.156	14:06.134	137	56.929	144	40.093	199	140	6	1	1:40.433	21.916	159	46.026	193	32.491	203	254
3	1	1:53.204	24.070	141	50.956	174	38.178	202	180	7	1	1:39.472	22.065	158	45.967	193	31.440	204	253
4	1	1:39.697	22.355	158	46.053	192	31.289	203	252	8	1	1:55.010	22.045	157	49.210	180	43.755	52	253

31	Niederhauser, CHE(#1) / van der Linde, ZAF(#2)								theoretical besttime: 1:38.206										
1	1	17:41.618	16:10.661	113	55.951	182	35.006	197	184	6	1	1:38.706	21.651	157	45.841	192	31.214	205	254
2	1	1:45.780	24.112	152	48.951	188	32.717	202	228	7	1	1:40.848	21.800	158	47.832	193	31.216	205	255
3	1	1:54.807	24.242	80	52.223	192	38.342	204	223	8	1	1:38.359	21.456	156	45.845	195	31.058	203	255
4	1	1:38.524	21.700	156	45.915	194	30.909	206	252	9	1	1:46.693	22.008	157	46.498	192	38.187	54	255
5	1	1:38.500	21.572	158	45.849	194	31.079	204	254										

32	Weerts, BEL(#1) / Vanthoor, BEL(#2)								theoretical besttime: 1:38.721										
1	1	2:51.882	1:14.060	126	53.191	171	44.631	58	203	5	1	1:38.997	21.786	158	46.121	193	31.090	203	251
2	1	15:05.268	13:42.135	144	49.517	189	33.616	201	226	6	1	1:39.066	21.732	158	46.028	192	31.306	203	251
3	1	1:50.951	22.738	144	48.080	167	40.133	201	248	7	1	1:38.985	21.769	159	45.899	193	31.317	204	254
4	1	1:44.861	22.051	157	46.220	193	36.590	202	252										

33	Salaquarda, CZE(#1) / Stippler, DEU(#2)								theoretical besttime: 1:38.973										
1	1	2:55.309	1:19.114	120	58.030	175	38.165	192	175	6	1	1:39.990	21.961	156	46.865	192	31.164	206	253
2	1	2:08.388	25.990	137	58.585	135	43.813	57	194	7	1	1:39.521	21.842	156	46.146	189	31.533	203	254
3	1	13:39.270	12:03.687	133	57.014	144	38.569	175	155	8	1	1:39.108	21.856	155	45.998	192	31.254	202	254
4	1	2:16.050	26.575	130	1:06.037	122	43.438	201	177	9	1	1:39.285	21.858	157	45.967	194	31.460	203	256
5	1	1:46.170	22.505	156	46.770	168	36.895	203	251	10	1	1:39.676	21.904	155	46.173	193	31.599	203	254

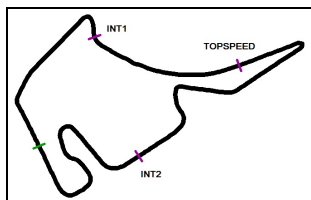
36	Dienst, DEU(#1) / Frommenwiler, CHE(#2)								theoretical besttime: 1:39.063										
1	1	16:14.644	14:26.425	112	1:03.362	142	44.857	59	182	5	1	1:39.076	21.869	157	46.023	193	31.184	202	251
2	1	3:44.675	2:06.915	136	52.171	134	45.589	199	247	6	1	1:45.407	22.044	158	50.896	184	32.467	204	236
3	1	1:52.903	23.122	152	48.708	115	41.073	205	248	7	1	1:39.295	21.922	159	46.015	193	31.358	205	254
4	1	1:39.421	21.922	159	46.253	191	31.246	205	251	8	1	1:39.353	21.899	159	46.275	193	31.179	204	254

47	Dontje, NLD(#1) / Götz, DEU(#2)								theoretical besttime: 1:38.972										
1	1	19:25.302	17:50.349	123	57.632	177	37.321	193	184	5	1	1:39.004	21.811	160	46.041	193	31.152	203	252
2	1	1:52.824	24.212	140	49.916	177	38.696	201	229	6	1	1:39.139	21.951	160	46.035	194	31.153	202	254
3	1	1:40.447	22.402	160	46.437	193	31.608	202	251	7	1	1:39.924	21.927	158	46.079	194	31.918	202	254
4	1	1:39.273	21.923	160	46.167	194	31.183	203	252	8	1	1:39.201	21.785	160	46.154	193	31.262	201	254

48	Ellis, GBR(#1) / Marciello, ITA(#2)								theoretical besttime: 1:38.695										
1	1	4:34.689	2:52.038	123	55.894	162	46.757	56	192	6	1	1:42.370	24.033	157	46.837	193	31.500	204	252
2	1	14:04.574	12:28.709	132	55.719	158	40.146	193	156	7	1	1:38.790	21.794	159	45.972	195	31.024	205	253
3	1	1:53.989	24.098	149	53.196	191	36.695	203	169	8	1	1:42.316	21.787	152	48.758	194	31.771	204	221
4	1	1:39.152	21.921	159	46.158	193	31.073	205	251	9	1	1:39.018	21.744	159	46.163	195	31.111	204	252
5	1	1:38.927	21.717	161	45.954	194	31.256	205	253										

63	Costa Balboa, ESP(#1) / Perera, FRA(#2)								theoretical besttime: 1:38.345										
1	1	18:53.019	17:21.458	130	51.912	169	39.649	200	238	5	1	1:41.675	21.844	157	47.950	193	31.881	204	225
2	1	1:54.444	22.833	158	49.122	159	42.489	204	244	6	1	1:38.524	21.795	161	45.633	198	31.096	205	257
3	1	1:42.470	21.930	160	45.877	194	34.663	203	255	7	1	1:38.407	21.616	160	45.651	195	31.140	205	257
4	1	1:38.535	21.724	159	45.646	195	31.165	206	257										

71	Paul, DEU(#1) / Langeveld, NLD(#2)								theoretical besttime: 1:38.620										
1	1	17:49.047	16:14.883	124	57.565	158	36.599	172	173	5	1	1:45.823	21.859	157	45.921	193	38.043	202	252
2	1	1:54.536	25.000	147	51.957	184	37.579	201	201	6	1	1:38.936	21.883	158	45.900	192	31.153	204	252
3	1	1:46.811	22.440	158	49.382	190	34.989	203	250	7	1	1:38.799	21.685	159	45.871	193	31.243	203	252
4	1	1:38.947	21.677	158	45.790	194	31.480	203	254	8	1	1:38.998	21.741	159	45.951	193	31.306	204	252



ADAC GT Masters

Sector List Qualifying 1

Provisional



Hockenheimring, Length: 4574m

Air temperature: 15.78°C

Track temperature: 16.5°C

Weather condition: Dry

DMSB Reg. Nr.: R-11498/20

Saturday, September 19, 2020 9:20:00

Lap Id	Time	SE1	SP1	SE2	SP2	SE3	SP3	TSP	Lap Id	Time	SE1	SP1	SE2	SP2	SE3	SP3	TSP
72	Schöll, AUT(#1) / Pepper, ZAF(#2)								theoretical besttime: 1:39.836								
1	17:55.336	16:24.138	120	55.499	177	35.699	195	188	6	1:40.237	22.011	161	46.599	193	31.627	203	252
2	1:53.827	24.367	139	49.225	189	40.235	200	242	7	1:40.306	22.027	159	46.589	194	31.690	203	254
3	1:45.818	22.470	158	47.330	191	36.018	201	251	8	1:39.836	21.999	159	46.440	195	31.397	204	254
4	1:40.807	22.139	157	46.946	193	31.722	203	252	9	1:48.169	22.151	160	47.160	190	38.858	59	253
5	1:40.432	22.115	159	46.713	194	31.604	204	253									

77	Pommer, DEU(#1) / Schmidt, CHE(#2)								theoretical besttime: 1:38.631								
1	3:54.205	2:00.897	111	1:05.141	124	48.167	44	166	5	1:38.854	21.823	161	45.690	194	31.341	206	257
2	15:29.305	14:04.171	131	51.684	185	33.450	207	217	6	1:39.060	21.926	162	45.965	192	31.169	205	257
3	1:50.818	22.198	161	46.768	121	41.852	207	255	7	1:40.342	21.834	162	45.859	192	32.649	205	258
4	1:38.943	21.772	161	45.758	193	31.413	205	256	8	1:48.270	21.833	160	45.813	191	40.624	48	257

82	Zimmermann, DEU(#1) / Schothorst, NLD(#2)								theoretical besttime: 1:38.550								
1	18:46.918	17:13.466	113	56.257	180	37.195	195	163	5	1:42.134	23.226	123	47.259	195	31.649	204	249
2	1:52.393	24.427	153	50.829	156	37.137	202	205	6	1:38.615	21.719	160	45.915	196	30.981	206	253
3	1:43.682	22.296	161	46.350	178	35.036	204	252	7	1:42.043	21.704	158	49.187	193	31.152	204	195
4	1:38.885	21.829	161	46.019	196	31.037	205	253	8	1:38.690	21.730	160	45.865	195	31.095	204	254

91	Joos, DEU(#1) / Holzer, DEU(#2)								theoretical besttime: 1:39.189								
1	18:33.744	16:51.118	112	1:01.613	158	41.013	161	161	5	1:39.835	22.014	161	46.211	193	31.610	203	254
2	1:52.938	25.119	155	53.714	180	34.105	202	188	6	1:39.812	21.997	156	46.098	193	31.717	204	254
3	1:40.519	22.055	160	46.034	192	32.430	205	253	7	1:39.189	21.828	160	45.945	194	31.416	204	254
4	1:40.191	22.013	160	46.242	191	31.936	202	252	8	1:40.167	21.993	157	45.996	194	32.178	204	252

92	Engelhart, DEU(#1) / Ammermüller, DEU(#2)								theoretical besttime: 1:38.261								
1	17:43.106	16:12.449	134	55.750	157	34.907	196	191	5	1:38.261	21.607	160	45.614	196	31.040	205	254
2	1:56.317	23.142	156	58.119	161	35.056	204	187	6	1:41.400	21.681	160	46.097	193	33.622	204	254
3	1:48.332	22.214	160	50.950	130	35.168	206	246	7	1:59.734	21.705	160	45.770	194	52.259	41	253
4	1:38.423	21.607	160	45.756	194	31.060	205	253									

99	Renauer, DEU(#1) / Müller, DEU(#2)								theoretical besttime: 1:38.314								
1	19:13.140	17:43.967	121	54.229	183	34.944	200	216	5	1:38.539	21.778	160	45.629	196	31.132	204	253
2	1:51.117	23.126	159	47.666	168	40.325	203	247	6	1:38.347	21.689	160	45.618	197	31.040	206	254
3	1:48.142	22.622	159	46.114	194	39.406	206	252	7	1:45.172	21.656	158	45.852	194	37.664	57	252
4	1:41.345	21.912	160	45.791	196	33.642	206	253									