

Provisional

Result List

Stewards / Race Management

STEWARD	Harry Stüber
STEWARD	Karl-Heinz Stümpert
STEWARD	Siegfried Lehr
RACE DIRECTOR	Christian Vormann
CLERK OF THE COURSE	Georg Ziegahn
TECHNICAL DELEGATE	Adrian Sengpiel
CHIEF TIMEKEEPER	Steffen Ruhl

Weather Start/Finish

AIR	24.5°C
TRACK	31.1°C
CONDITIONS	Dry
PRESSURE	1015 hPa
AIR	24.1°C
TRACK	25.2°C
CONDITIONS	Dry
PRESSURE	1015 hPa

Track Information

GREEN FLAG	18:10:00
CHEQUERED FLAG	18:35:01
SAFETY CAR PHASE	0
FULL COURSE YELLOW PHASE	0
TRACK NAME	Hockenheimring
TRACK LENGTH	4574m
TURN COUNT	17
FASTEST LAP:	#8. KIR - 1:48.357

STARTED: 16 CLASSIFIED: 16 NOT CLASSIFIED: 0 DISQUALIFIED: 0

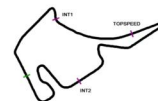
Nr.	Drivers	Team	Lap	Best Time	Gap	Diff	Kph	Day Time
Cl.	Car	Competitor						
1	8 R.Kircher(DEU) J VW Golf GTI TCR SEQ	VOLKSWAGEN Team OETTINGER(DEU) OETTINGER Sportssysteme	4	1:48.357			151.9	18:20:13
2	24 F.Wimmer(AUT) Cupra Leon Competicion TCR	Wimmer Werk Motorsport(AUT) Team Wimmer Werk Motorsport	8	1:48.751	0.394	0.394	151.4	18:27:12
3	55 M.Fugel(DEU) J Honda Civic FK7 TCR	Honda ADAC Sachsen(DEU) ADAC Sachsen e.V.	5	1:49.140	0.783	0.389	150.8	18:33:51
4	84 P.Walsdorf(DEU) Opel Astra TCR	Lubner Motorsport(DEU) Lubner Motorsport	8	1:49.175	0.818	0.035	150.8	18:28:56
5	2 H.Proczyk(AUT) Hyundai i30 N TCR	HP Racing International(DEU) HP Racing International	9	1:49.348	0.991	0.173	150.5	18:32:44
6	98 J.Seyffert(DEU) Hyundai i30 N TCR	HP Racing International(DEU) HP Racing International	8	1:49.366	1.009	0.018	150.5	18:29:17
7	97 N.Gruber(AUT) J Hyundai i30 N TCR	Hyundai Team Engstler(DEU) Engstler Motorsport	4	1:49.403	1.046	0.037	150.5	18:20:52
8	51 H.Salminen(FIN) VW Golf GTI TCR SEQ	Positione Motorsport(FIN) Positione Motorsport	8	1:49.456	1.099	0.053	150.4	18:27:14
9	13 A.Buri(FIN) Hyundai i30 N TCR	Hyundai Team Engstler(DEU) Engstler Motorsport	4	1:49.553	1.196	0.097	150.3	18:22:46
10	88 D.Fugel(DEU) Honda Civic FK7 TCR	Honda ADAC Sachsen(DEU) ADAC Sachsen e.V.	6	1:49.568	1.211	0.015	150.2	18:33:33
11	92 D.Tovilavicius(LTU) VW Golf GTI TCR SEQ	SKUBA RACING Team(LTU) SKUBA RACING Team	4	1:49.944	1.587	0.376	149.7	18:19:57
12	17 A.Legutko(POL) J Honda Civic FK2 TCR	Albert Legutko Racing(POL) ADAC Berlin-Brandenburg e.V.	2	1:50.176	1.819	0.232	149.4	18:18:16
13	6 S.Redlich(DEU) Opel Astra TCR	Lubner Motorsport(DEU) Lubner Motorsport	2	1:50.223	1.866	0.047	149.3	18:14:15
14	101 N.Schelle(DEU) Hyundai i30 N TCR	Hyundai Team Engstler(DEU) Engstler Motorsport	9	1:50.656	2.299	0.433	148.8	18:31:13
15	21 S.Ladniak(POL) VW Golf GTI TCR SEQ	GT2 Motorsport(POL) gt2 motorsport s.r.o.	9	1:50.674	2.317	0.018	148.7	18:32:08
16	56 G.Benninger(AUT) Cupra Leon Competicion TCR	Wimmer Werk Motorsport(AUT) Team Wimmer Werk Motorsport	6	1:51.694	3.337	1.020	147.4	18:27:19

Classification limit: 110% Time: 1:59.192

Following race director decision cancellation of the relevant lap time for car no. 21, 56,

Subject to final scrutineering!

Publication time:	Clerk of the Course: Georg Ziegahn	Timekeeper: Steffen Ruhl
-------------------	------------------------------------	--------------------------



Provisional

Class Result List

Stewards / Race Management

STEWARD	Harry Stüber
STEWARD	Karl-Heinz Stümpert
STEWARD	Siegfried Lehr
RACE DIRECTOR	Christian Vormann
CLERK OF THE COURSE	Georg Ziegahn
TECHNICAL DELEGATE	Adrian Sengpiel
CHIEF TIMEKEEPER	Steffen Ruhl

Weather Start/Finish

AIR	24.5°C
TRACK	31.1°C
CONDITIONS	Dry
PRESSURE	1015 hPa
AIR	24.1°C
TRACK	25.2°C
CONDITIONS	Dry
PRESSURE	1015 hPa

Track Information

GREEN FLAG	18:10:00
CHEQUERED FLAG	18:35:01
SAFETY CAR PHASE	0
FULL COURSE YELLOW PHASE	0
TRACK NAME	Hockenheimring
TRACK LENGTH	4574m
TURN COUNT	17
FASTEST LAP:	#8. KIR - 1:48.357

STARTED: 16 CLASSIFIED: 16 NOT CLASSIFIED: 0 DISQUALIFIED: 0

Nr.	Drivers	Team	Lap	Best Time	Gap	Diff	Kph	Day Time
	Car	Competitor						

CLASS: Junior

Started: 4

Classified: 4

Not Classified: 0

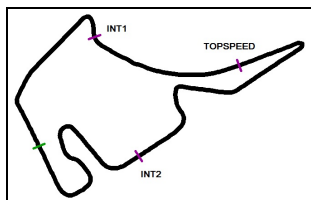
1	8	R.Kircher(DEU) VW Golf GTI TCR SEQ	VOLKSWAGEN Team OETTINGER(DEU) OETTINGER Sportsystems	4	1:48.357			151.9	18:20:13
2	55	M.Fugel(DEU) Honda Civic FK7 TCR	Honda ADAC Sachsen(DEU) ADAC Sachsen e.V.	5	1:49.140	0.783	0.783	150.8	18:33:51
3	97	N.Gruber(AUT) Hyundai i30 N TCR	Hyundai Team Engstler(DEU) Engstler Motorsport	4	1:49.403	1.046	0.263	150.5	18:20:52
4	17	A.Legutko(POL) Honda Civic FK2 TCR	Albert Legutko Racing(POL) ADAC Berlin-Brandenburg e.V.	2	1:50.176	1.819	0.773	149.4	18:18:16

Classification limit: 110% Time: 1:59.192

Following race director decision cancellation of the relevant lap time for car no. 21, 56,

Subject to final scrutineering!

Publication time:	Clerk of the Course: Georg Ziegahn	Timekeeper: Steffen Ruhl
-------------------	------------------------------------	--------------------------



ADAC TCR Germany

Sector List Qualifying 1

Provisional



Hockenheimring, Length: 4574m

Air temperature: 24.06°C

Track temperature: 27.7°C

Weather condition: Dry

DMSB Reg. Nr.: R-11498/20

Friday, September 18, 2020 18:10:00

Lap Id	Time	SE1	SP1	SE2	SP2	SE3	SP3	TSP	Lap Id	Time	SE1	SP1	SE2	SP2	SE3	SP3	TSP		
2 Proczyk, AUT(#1)									theoretical besttime: 1:49.312										
1	0	2:08.591	31.051	132	58.684	151	38.856	174	201	6	0	1:49.857	24.278	144	50.823	174	34.756	181	224
2	0	1:57.444	26.419	133	54.325	164	36.700	177	220	7	0	2:03.082	25.315	134	54.642	165	43.125	50	218
3	0	2:03.720	25.703	143	53.898	169	44.119	49	213	8	0	5:07.645	3:35.796	124	55.423	168	36.426	181	219
4	0	3:54.170	2:19.265	112	59.572	169	35.333	180	171	9	0	1:49.348	24.122	144	50.859	174	34.367	182	225
5	0	1:49.978	24.302	143	50.832	174	34.844	182	225	10	0	2:02.370	25.519	138	52.948	171	43.903	48	222

6 Redlich, DEU(#1)									theoretical besttime: 1:49.745										
1	0	2:24.936	50.407	126	57.219	171	37.310	184	186	7	0	4:30.430	2:47.671	124	1:05.394	138	37.365	185	151
2	0	1:50.223	24.310	145	50.761	173	35.152	184	231	8	0	1:52.997	24.002	147	50.687	177	38.308	155	229
3	0	1:56.234	24.229	146	56.279	163	35.726	183	234	9	0	1:56.818	27.664	132	53.257	172	35.897	184	227
4	0	1:50.385	24.337	145	50.992	171	35.056	184	231	10	0	1:50.277	24.202	145	50.699	172	35.376	184	231
5	0	1:50.755	24.401	143	50.871	173	35.483	184	231	11	0	2:05.309	24.298	144	55.251	158	45.760	51	231
6	0	2:03.105	25.135	141	53.044	165	44.926	55	229										

8 Kircher, DEU(#1)									theoretical besttime: 1:48.357										
1	0	2:14.608	40.192	127	56.485	164	37.931	180	196	4	0	1:48.357	23.931	145	50.309	177	34.117	185	231
2	0	2:05.162	25.139	144	54.405	170	45.618	42	207	5	0	1:48.959	23.973	144	50.741	176	34.245	185	230
3	0	4:04.670	2:27.939	112	59.758	170	36.973	184	185	6	0	2:04.542	24.176	144	55.652	154	44.714	55	212

13 Buri, FIN(#1)									theoretical besttime: 1:49.054										
1	0	5:04.824	3:34.137	136	54.690	169	35.997	182	221	4	0	1:49.553	23.850	144	51.181	174	34.522	182	225
2	0	1:58.203	24.857	143	52.656	172	40.690	58	225	5	0	1:58.282	24.023	144	50.682	175	43.577	57	225
3	0	3:52.988	2:18.842	137	58.861	172	35.285	184	205	6	0	10:37.720	8:55.847	137	53.153	141	48.720	56	222

17 Legutko, POL(#1)									theoretical besttime: 1:50.019										
1	0	6:25.925	4:34.225	133	1:04.877	129	46.823	181	195	5	0	1:50.495	24.162	142	51.167	173	35.166	181	224
2	0	1:50.176	24.218	141	50.919	171	35.039	183	226	6	0	2:08.038	27.744	123	59.456	150	40.838	181	182
3	0	2:00.074	24.061	142	51.032	173	44.981	60	228	7	0	1:50.626	24.174	141	51.257	170	35.195	180	224
4	0	7:08.173	5:14.333	108	1:08.944	106	44.896	181	155	8	0	2:20.255	28.544	113	1:02.043	147	49.668	55	168

21 Ladniak, POL(#1)									theoretical besttime: 1:50.617										
1	0	2:19.335	45.824	135	57.119	164	36.392	182	171	6	0	4:13.390	2:24.682	135	1:06.845	88	41.863	183	142
2	0	1:57.946	24.576	144	54.931	148	38.439	181	228	7	0	1:51.037	24.459	145	51.401	175	35.177	182	225
3	0	2:02.196	27.815	142	57.868	139	36.513	180	184	8	0	1:58.284	27.253	122	54.808	170	36.223	181	220
3	0	1:53.943	25.101	139	51.765	170	37.077	180	226	9	0	1:50.674	24.336	143	51.104	174	35.234	181	227
4	0	1:51.459	24.458	144	51.467	172	35.534	181	226	10	0	2:27.692	30.130	119	1:08.185	129	49.377	58	126
5	0	2:09.572	25.473	137	58.986	163	45.113	60	191										

24 Wimmer, AUT(#1)									theoretical besttime: 1:48.751										
1	0	2:15.519	41.245	130	56.363	171	37.911	183	207	6	0	3:34.975	2:01.807	132	56.294	170	36.874	183	175
2	0	1:57.257	25.637	140	53.999	173	37.621	181	219	7	0	1:52.384	24.275	145	52.814	172	35.295	184	229
3	0	1:53.387	25.755	142	52.299	174	35.333	183	231	8	0	1:48.751	23.783	144	50.614	176	34.354	184	230
4	0	1:51.130	24.407	141	51.590	171	35.133	183	231	9	0	2:10.249	25.024	128	57.018	168	48.207	59	186
5	0	1:59.095	24.672	142	51.518	173	42.905	56	231										

51 Salminen, FIN(#1)									theoretical besttime: 1:49.235										
1	0	2:26.593	54.683	143	55.392	174	36.518	183	215	7	0	1:50.677	24.759	132	51.420	177	34.498	185	228
2	0	1:50.894	24.606	145	51.307	176	34.981	182	227	8	0	1:49.456	24.196	146	50.707	178	34.553	183	229
3	0	1:50.452	24.984	144	50.980	176	34.488	183	227	9	0	2:03.344	24.296	145	51.381	176	47.667	50	225
4	0	1:50.830	24.674	142	51.301	172	34.855	181	229	10	0	4:36.479	3:05.746	140	55.385	175	35.348	183	217
5	0	1:59.389	24.798	145	51.162	171	43.429	53	230	11	0	2:02.797	24.313	145	51.136	176	47.348	54	226
6	0	3:35.703	2:09.905	146	51.466	178	34.332	184	225										





ADAC TCR Germany

Sector List Qualifying 1

Provisional



Hockenheimring, Length: 4574m

Air temperature: 24.06°C

Track temperature: 27.7°C

Weather condition: Dry

DMSB Reg. Nr.: R-11498/20

Friday, September 18, 2020 18:10:00

Lap Id	Time	SE1	SP1	SE2	SP2	SE3	SP3	TSP	Lap Id	Time	SE1	SP1	SE2	SP2	SE3	SP3	TSP
55	Fugel, DEU(#1)	theoretical besttime: 1:48.950															
1 0	2:42.155	1:07.867	138	58.984	160	35.304	181	201	4 0	15:30.595	14:03.757	141	52.538	173	34.300	181	219
2 0	1:49.708	23.708	143	51.295	174	34.705	179	223	5 0	1:49.140	23.898	144	50.947	173	34.295	182	225
3 0	1:59.522	23.958	141	50.974	174	44.590	59	225	6 0	2:27.515	23.825	143	1:09.913	136	53.777	44	123

56	Benninger, AUT(#1)	theoretical besttime: 1:51.441															
1 0	2:52.528	1:02.418	122	1:09.617	165	40.493	175	130	5 0	1:53.704	25.079	136	52.721	174	35.904	183	227
2 0	1:55.935	26.520	129	53.089	170	36.326	179	225	6 0	1:51.694	24.371	143	51.616	173	35.707	182	230
3 0	2:32.454	33.413	405	1:07.060	158	51.978	60	154	7 0	1:53.509	25.004	132	52.287	170	36.218	182	228
3 0	4:19.266	2:42.182	117	59.173	167	37.911	178	196	8 0	1:52.512	25.113	140	51.825	167	35.574	181	228
4 0	1:53.191	25.601	143	52.136	173	35.454	182	225	9 0	2:09.401	25.284	138	53.887	167	50.230	53	224

84	Walsdorf, DEU(#1)	theoretical besttime: 1:48.977															
1 3	2:17.828	44.864	135	57.168	170	35.796	184	178	6 3	2:09.966	24.355	143	58.138	163	47.473	51	164
2 3	1:55.753	24.084	145	54.424	176	37.245	184	205	7 3	5:04.635	3:30.437	124	58.302	171	35.896	184	197
3 3	1:50.158	24.335	144	50.805	176	35.018	182	231	8 3	1:49.175	24.168	147	50.423	176	34.584	183	229
4 3	1:50.095	24.224	144	50.872	175	34.999	184	230	9 3	1:49.348	23.970	145	50.708	174	34.670	182	229
5 3	1:58.031	24.536	136	52.929	165	40.566	183	229	10 3	2:11.174	24.507	135	57.380	159	49.287	50	186

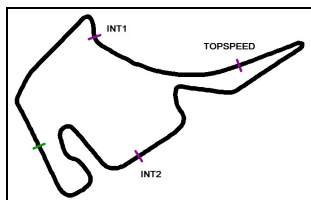
88	Fugel, DEU(#1)	theoretical besttime: 1:49.424															
1 0	2:38.067	56.729	134	1:06.473	173	34.865	183	121	5 0	13:08.946	11:42.983	143	51.504	174	34.459	182	222
2 0	1:49.628	24.028	144	50.957	175	34.643	181	225	6 0	1:49.568	24.008	144	50.961	171	34.599	181	226
3 0	1:49.925	24.140	144	50.986	175	34.799	183	227	7		30.268	66					
4 0	2:16.424	28.256	125	59.695	157	48.473	51	167									

92	Tovilavicius, LTU(#1)	theoretical besttime: 1:49.489															
1 1	2:20.622	39.665	120	56.313	170	44.644	55	208	6 1	2:01.128	24.190	143	51.271	175	45.667	54	225
2 1	3:55.894	2:28.180	142	52.632	174	35.082	180	226	7 1	6:16.318	4:43.665	130	55.400	170	37.253	183	223
3 1	1:50.365	24.488	144	50.712	175	35.165	181	229	8 1	1:50.129	24.265	143	50.862	176	35.002	183	226
4 1	1:49.944	24.463	143	50.591	175	34.890	181	228	9 1	1:53.057	24.008	140	51.488	176	37.561	181	226
5 1	2:18.669	24.665	141	1:13.910	156	40.094	183	194	10 1	1:58.083	24.301	144	51.031	175	42.751	151	226

97	Gruber, AUT(#1)	theoretical besttime: 1:49.403															
1 0	2:10.072	34.991	129	56.592	164	38.489	170	201	5 0	1:56.191	24.157	143	51.436	173	40.598	59	221
2 0	2:04.896	26.596	142	53.947	172	44.353	48	218	6 0	11:58.213	10:29.798	137	53.096	169	35.319	181	220
3 0	4:48.119	3:21.359	142	52.055	173	34.705	182	221	7 0	1:58.260	24.068	144	51.320	171	42.872	59	223
4 0	1:49.403	24.007	144	51.049	174	34.347	183	224									

98	Seyffert, DEU(#1)	theoretical besttime: 1:49.084															
1 0	2:09.529	31.972	134	58.515	143	39.042	174	216	6 0	1:56.567	24.096	144	51.076	174	41.395	46	225
2 0	2:03.728	26.398	143	53.942	167	43.388	46	218	7 0	3:33.248	1:48.069	129	1:04.828	170	40.351	183	219
3 0	4:02.509	2:22.051	126	59.454	173	41.004	181	214	8 0	1:49.366	24.188	144	50.564	174	34.614	181	228
4 0	1:52.083	23.988	145	50.482	177	37.613	181	229	9 0	2:00.060	24.854	131	55.542	130	39.664	171	215
5 0	1:50.161	24.148	145	50.739	176	35.274	181	226	10 0	2:08.100	26.847	137	56.005	163	45.248	38	219

101	Schelle, DEU(#1)	theoretical besttime: 1:50.173															
1 0	2:11.600	36.470	122	57.414	166	37.716	175	204	7 0	1:59.982	24.827	141	51.891	152	43.264	53	222
2 0	2:05.743	26.910	137	54.456	170	44.377	44	209	8 0	3:55.706	2:27.294	134	52.869	170	35.543	181	220
3 0	3:32.432	2:02.493	131	54.355	171	35.584	180	218	9 0	1:50.656	24.227	144	51.529	172	34.900	180	225
4 0	1:52.886	24.738	140	51.802	173	36.346	175	222	10 0	1:51.011	24.211	143	51.091	165	35.709	173	225
5 0	1:52.521	24.902	143	51.903	173	35.716	180	223	11 0	1:50.972	24.555	143	51.062	173	35.355	180	223
6 0	1:51.377	24.396	140	51.559	172	35.422	180	224	12 0	2:35.142	24.287	142	1:11.045	125	59.810	47	145



ADAC TCR Germany

Top speed list Qualifying 1

Provisional



Hockenheimring, Length: 4574m

Air temperature: 24.06°C

Track temperature: 27.7°C

Weather condition: Dry

DMSB Reg. Nr.: R-11498/20

Friday, September 18, 2020 18:10:00

#	Name (NAT)	Team	Car name	Speed	Lap	Race time
6	Steffen Redlich (DEU)	Lubner Motorsport (DEU)	Opel Astra TCR	234.78	3	4:53.540
24	Felix Wimmer (AUT)	Wimmer Werk Motorsport (AUT)	Cupra Leon Competicion TCR	231.75	3	4:52.942
8	Rene Kircher (DEU)	VOLKSWAGEN Team OETTINGER (DEU)	VW Golf GTI TCR SEQ	231.75	4	9:02.664
84	Philipp Walsdorf (DEU)	Lubner Motorsport (DEU)	Opel Astra TCR	231.26	3	4:52.197
56	Günther Benninger (AUT)	Wimmer Werk Motorsport (AUT)	Cupra Leon Competicion TCR	230.76	6	16:05.865
51	Harri Salminen (FIN)	Positione Motorsport (FIN)	VW Golf GTI TCR SEQ	230.27	5	8:37.926
92	Dziugas Tovilavicius (LTU)	SKUBA RACING Team (LTU)	VW Golf GTI TCR SEQ	229.29	3	6:55.439
98	Jan Seyffert (DEU)	HP Racing International (DEU)	Hyundai i30 N TCR	229.29	4	8:54.079
21	Szymon Ladniak (POL)	GT2 Motorsport (POL)	VW Golf GTI TCR SEQ	228.32	2	2:58.372
17	Albert Legutko (POL)	Albert Legutko Racing (POL)	Honda Civic FK2 TCR	228.32	3	8:54.668
88	Dominik Fugel (DEU)	Honda ADAC Sachsen (DEU)	Honda Civic FK7 TCR	227.84	3	5:06.324
2	Harald Proczyk (AUT)	HP Racing International (DEU)	Hyundai i30 N TCR	225.94	9	21:33.154
101	Niki Schelle (DEU)	Hyundai Team Engstler (DEU)	Hyundai i30 N TCR	225.46	9	20:01.047
55	Marcel Fugel (DEU)	Honda ADAC Sachsen (DEU)	Honda Civic FK7 TCR	225.46	5	22:40.438
13	Antti Buri (FIN)	Hyundai Team Engstler (DEU)	Hyundai i30 N TCR	225.00	2	5:44.272
97	Nico Gruber (AUT)	Hyundai Team Engstler (DEU)	Hyundai i30 N TCR	224.06	4	9:41.658