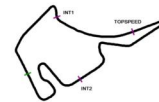


Qualifying 2 Hockenheimring



DMSB

Reg. Nr.: R-11498/20

Provisional

Result List

Stewards / Race Management

STEWARD	Achim Loth
STEWARD	Yasin Özer
STEWARD	Franz-Josef Serr
RACE DIRECTOR	Niels Wittich
CLERK OF THE COURSE	Georg Ziegahn
TECHNICAL DELEGATE	Erik Wilhelmi
CHIEF TIMEKEEPER	Steffen Ruhl

Weather Start/Finish

AIR	25.1°C
TRACK	31.2°C
CONDITIONS	Dry
PRESSURE	1015 hPa
AIR	24.7°C
TRACK	32.0°C
CONDITIONS	Dry
PRESSURE	1015 hPa

Track Information

GREEN FLAG	17:40:00
CHEQUERED FLAG	17:55:00
SAFETY CAR PHASE	0
FULL COURSE YELLOW PHASE	0
TRACK NAME	Hockenheimring
TRACK LENGTH	4574m
TURN COUNT	17
FASTEST LAP:	#46. MIN - 1:41.128

STARTED: 17 CLASSIFIED: 17 NOT CLASSIFIED: 0 DISQUALIFIED: 0

Nr.	Drivers	Team	Lap	Best Time	Gap	Diff	Kph	Day Time
Cl.	Car	Competitor						
1	46 G.Mini(ITA) R ADAC Formel 4	(T) Prema Powerteam SRL(ITA) Prema Powerteam SRL	4	1:41.128			162.8	17:55:24
2	87 O.Bearman(GBR) R ADAC Formel 4	US Racing(DEU) US Racing	3	1:41.189	0.061	0.061	162.7	17:49:38
3	77 T.Tramnitz(DEU) R ADAC Formel 4	(T) US Racing(DEU) US Racing	4	1:41.308	0.180	0.119	162.5	17:53:14
4	95 V.Lomko(RUS) R ADAC Formel 4	US Racing(DEU) US Racing	5	1:41.314	0.186	0.006	162.5	17:52:12
5	17 J.Edgar(GBR) ADAC Formel 4	(T) Van Amersfoort Racing(NLD) Van Amersfoort Racing	5	1:41.325	0.197	0.011	162.5	17:52:20
6	15 S.Montoya(COL) R ADAC Formel 4	Prema Powerteam SRL(ITA) Prema Powerteam SRL	5	1:41.348	0.220	0.023	162.4	17:52:22
7	4 V.Bernier(FRA) ADAC Formel 4	(T) R-ace GP(FRA) R-ACE GP	7	1:41.354	0.226	0.006	162.4	17:52:55
8	29 J.Dürksen(DEU) ADAC Formel 4	(T) ADAC Berlin-Brandenburg e.V.(DEU) ADAC Berlin-Brandenburg e.V.	4	1:41.373	0.245	0.019	162.4	17:54:24
9	16 D.Beganovic(SWE) R ADAC Formel 4	(T) Prema Powerteam SRL(ITA) Prema Powerteam SRL	4	1:41.411	0.283	0.038	162.3	17:50:52
10	52 J.Crawford(USA) ADAC Formel 4	(T) Van Amersfoort Racing(NLD) Van Amersfoort Racing	3	1:41.418	0.290	0.007	162.3	17:50:38
11	58 E.Seppänen(FIN) ADAC Formel 4	(T) US Racing(DEU) US Racing	4	1:41.431	0.303	0.013	162.3	17:51:09
12	51 F.Pizzi(ITA) R ADAC Formel 4	Van Amersfoort Racing(NLD) Van Amersfoort Racing	6	1:41.488	0.360	0.057	162.2	17:54:02
13	72 L.Fornaroli(ITA) R ADAC Formel 4	Iron Lynx(ITA) Iron Lynx	5	1:41.703	0.575	0.215	161.9	17:53:25
14	7 J.Knopp(CZE) R ADAC Formel 4	(T) ADAC Berlin-Brandenburg e.V.(DEU) ADAC Berlin-Brandenburg e.V.	4	1:41.872	0.744	0.169	161.6	17:52:44
15	78 H.AI Qubaisi(UAE) ADAC Formel 4	(T) Iron Lynx(ITA) Iron Lynx	6	1:41.992	0.864	0.120	161.4	17:53:27
16	6 K.Smal(RUS) R ADAC Formel 4	(T) R-ace GP(FRA) R-ACE GP	6	1:42.035	0.907	0.043	161.3	17:51:50
17	23 E.Zuniga(MEX) R ADAC Formel 4	ADAC Berlin-Brandenburg e.V.(DEU) ADAC Berlin-Brandenburg e.V.	5	1:42.385	1.257	0.350	160.8	17:52:24

Classification limit: 110% Time: 1:51.240

Following race director decision cancellation of the relevant lap time for car no. 72, 29, 77, 52, 46, 23, 7, 78, 87, 23, 4

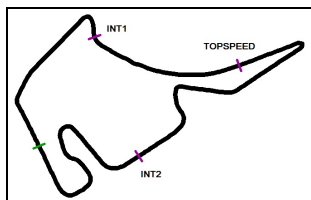
Subject to final scrutineering!

Publication time:	Clerk of the Course: Georg Ziegahn	Timekeeper: Steffen Ruhl
-------------------	------------------------------------	--------------------------

ver: 1.0

www.adac.de/motorsport

Page 1/1 printed: 18.9.2020 17:59



ADAC Formel 4

Sector List Qualifying 2

Provisional



Hockenheimring, Length: 4574m

Air temperature: 24.73°C

Track temperature: 29.4°C

Weather condition: Dry

DMSB Reg. Nr.: R-11498/20

Friday, September 18, 2020 17:40:00

Lap Id	Time	SE1	SP1	SE2	SP2	SE3	SP3	TSP	Lap Id	Time	SE1	SP1	SE2	SP2	SE3	SP3	TSP
4	Bernier, FRA(#1)								theoretical besttime: 1:41.353								
1 0	2:28.229	59.121	135	55.163	158	33.945	171	178	6 0	1:52.217	25.959	138	54.804	162	31.454	188	168
2 0	1:47.706	24.730	150	51.135	180	31.841	188	195	7 0	1:41.354	22.192	150	48.273	182	30.889	189	219
3 0	1:42.295	22.649	151	48.433	182	31.213	188	219	8 0	1:42.785	22.841	154	48.348	182	31.596	176	219
4 0	1:41.642	22.191	151	48.404	182	31.047	188	219	8		22.640	151	48.617	183			217
5 0	1:41.670	22.278	151	48.442	182	30.950	189	219									

6	Smal, RUS(#1)								theoretical besttime: 1:41.953								
1 0	3:06.959	1:41.411	146	53.049	174	32.499	185	209	5 0	1:42.223	22.188	150	48.874	182	31.161	188	216
2 0	1:54.089	24.263	148	53.782	136	36.044	187	206	6 0	1:42.035	22.270	150	48.742	181	31.023	188	216
3 0	1:42.442	22.433	150	48.871	182	31.138	187	216	7 0	1:58.928	23.936	121	59.337	180	35.655	143	172
4 0	1:42.293	22.244	150	48.920	181	31.129	188	217	8		26.614	115	57.391	96			194

7	Knopp, CZE(#1)								theoretical besttime: 1:41.871								
1 0	5:48.412	4:24.728	146	51.569	165	32.115	188	199	4 0	1:41.872	22.381	150	48.322	184	31.169	191	221
2 0	1:42.424	22.643	150	48.437	183	31.344	189	221	5 0	1:42.785	22.712	150	48.477	183	31.596	190	224
3 0	1:42.497	22.380	150	48.739	182	31.378	190	221	5 0	1:42.237	22.429	150	48.568	183	31.240	189	219
4 0	1:48.880	24.739	134	52.824	183	31.317	190	193									

15	Montoya, COL(#1)								theoretical besttime: 1:41.231								
1 0	5:35.167	4:12.004	146	51.008	178	32.155	187	185	5 0	1:41.348	22.133	150	48.252	183	30.963	190	223
2 0	1:42.112	22.599	150	48.471	183	31.042	191	219	6 0	1:41.352	22.127	149	48.197	183	31.028	190	223
3 0	1:41.594	22.204	150	48.274	183	31.116	189	222	7 0	1:42.002	22.385	151	48.231	184	31.386	189	223
4 0	1:41.642	22.234	151	48.141	183	31.267	191	221									

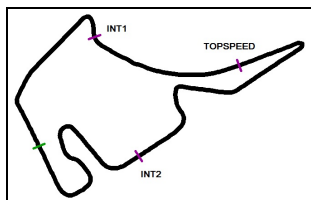
16	Beganovic, SWE(#1)								theoretical besttime: 1:41.265								
1 0	5:47.231	4:21.045	140	53.761	175	32.425	189	181	5 0	1:41.488	22.283	151	48.351	182	30.854	189	219
2 0	1:42.229	22.512	150	48.564	182	31.153	189	221	6 0	1:41.549	22.143	151	48.468	182	30.938	189	219
3 0	1:41.572	22.325	151	48.309	182	30.938	188	218	7 0	1:41.597	22.311	150	48.386	183	30.900	188	218
4 0	1:41.411	22.199	151	48.399	182	30.813	189	219									

17	Edgar, GBR(#1)								theoretical besttime: 1:41.120								
1 0	5:14.153	3:43.490	137	56.433	163	34.230	160	156	5 0	1:41.325	22.061	150	48.272	183	30.992	190	220
2 0	1:58.886	24.883	150	1:01.759	165	32.244	189	153	6 0	1:44.240	22.278	150	50.548	181	31.414	189	219
3 0	1:41.491	22.170	150	48.183	183	31.138	190	220	7 0	1:41.398	22.008	149	48.120	184	31.270	189	222
4 0	1:44.124	22.063	150	49.191	111	32.870	190	222									

23	Zuniga, MEX(#1)								theoretical besttime: 1:42.275								
1 0	3:47.108	2:20.999	134	52.957	175	33.152	184	207	5 0	1:43.693	23.544	150	48.690	182	31.459	188	222
2 0	1:45.157	23.416	150	49.872	179	31.869	189	219	5 0	1:42.385	22.416	150	48.641	181	31.328	190	221
3 0	1:43.423	22.586	150	48.886	173	31.951	186	220	6 0	1:42.422	22.532	149	48.520	182	31.370	187	224
4 0	1:42.665	22.462	151	48.657	182	31.546	187	222	6 0	1:42.550	22.481	150	48.531	181	31.538	187	219

29	Dürksen, DEU(#1)								theoretical besttime: 1:41.241								
1 0	5:46.106	4:23.161	145	50.934	181	32.011	185	204	3 0	1:41.434	22.108	151	48.378	183	30.948	191	220
2 0	1:42.623	22.624	154	48.539	183	31.463	190	220	4 0	1:41.373	22.132	151	48.185	183	31.056	189	221
2 0	1:50.679	23.887	154	52.635	145	34.157	189	213	5 0	1:41.457	22.126	152	48.288	184	31.043	189	220
2 0	1:41.703	22.319	151	48.272	183	31.112	190	221									

46	Mini, ITA(#1)								theoretical besttime: 1:41.128								
1 0	6:52.571	5:18.926	139	57.685	156	35.960	161	191	3 0	1:41.659	22.274	152	48.251	182	31.134	190	219
2 0	1:45.262	24.034	149	50.048	181	31.180	190	194	3 0	1:41.575	22.183	150	48.416	182	30.976	191	219
3 0	1:41.707	22.263	154	48.346	184	31.098	190	219	4 0	1:41.128	22.150	151	48.134	183	30.844	190	219



ADAC Formel 4

Sector List Qualifying 2

Provisional



Hockenheimring, Length: 4574m

Air temperature: 24.73°C

Track temperature: 29.4°C

Weather condition: Dry

DMSB Reg. Nr.: R-11498/20

Friday, September 18, 2020 17:40:00

Lap Id	Time	SE1	SP1	SE2	SP2	SE3	SP3	TSP	Lap Id	Time	SE1	SP1	SE2	SP2	SE3	SP3	TSP
51	Pizzi, ITA(#1)								theoretical besttime: 1:41.304								
1 0	5:18.647	3:49.740	145	55.046	171	33.861	159	164	5 0	1:41.586	22.363	150	48.142	183	31.081	191	223
2 0	1:52.647	25.073	148	55.960	172	31.614	191	174	6 0	1:41.488	22.102	150	48.326	183	31.060	187	222
3 0	1:41.770	22.199	151	48.291	183	31.280	189	219	7 0	1:42.701	22.209	149	48.577	182	31.915	183	219
4 0	1:46.336	22.148	150	50.980	117	33.208	190	221									

52	Crawford, USA(#1)								theoretical besttime: 1:41.384								
1 0	5:16.426	3:46.531	135	55.845	174	34.050	172	169	4 0	1:46.140	22.662	149	52.104	182	31.374	190	191
2 0	1:54.154	24.987	148	57.609	177	31.558	189	147	5 0	1:41.733	22.272	149	48.327	181	31.134	189	220
3 0	1:45.546	25.720	148	48.487	182	31.339	190	222	6 0	1:41.767	22.178	149	48.436	183	31.153	188	220
3 0	1:41.418	22.212	150	48.219	182	30.987	190	220									

58	Seppänen, FIN(#1)								theoretical besttime: 1:41.392								
1 0	6:04.082	4:40.670	139	51.377	169	32.035	189	209	5 0	1:51.580	23.741	137	56.151	169	31.688	189	144
2 0	1:42.063	22.462	150	48.341	183	31.260	188	220	6 0	1:41.505	22.187	150	48.198	183	31.120	189	220
3 0	1:41.432	22.190	150	48.183	182	31.059	187	220	7		22.371	151	48.456	178			220
4 0	1:41.431	22.223	151	48.186	183	31.022	189	222									

72	Fornaroli, ITA(#1)								theoretical besttime: 1:41.580								
1 0	3:04.845	1:40.943	145	51.029	174	32.873	185	208	4 0	1:42.798	22.099	150	48.897	181	31.802	189	219
2 0	1:45.962	23.527	150	50.485	167	31.950	187	214	4 0	1:41.740	22.262	150	48.504	182	30.974	189	219
3 0	1:45.435	22.837	150	50.219	157	32.379	187	210	5 0	1:41.703	22.180	150	48.426	182	31.097	189	219
3 0	1:42.147	22.409	150	48.619	181	31.119	188	219	6 0	1:41.754	22.213	148	48.562	182	30.979	188	219

77	Tramnitz, DEU(#1)								theoretical besttime: 1:41.248								
1 0	6:27.292	5:06.138	148	49.776	178	31.378	189	208	4 0	1:41.308	22.110	150	48.249	183	30.949	189	219
2 0	1:42.811	22.998	151	48.659	182	31.154	189	217	5 0	1:41.348	22.103	150	48.247	183	30.998	188	219
2 0	1:41.440	22.120	151	48.364	182	30.956	190	219	6		22.986	139	54.482	160			181
3 0	1:41.334	22.164	150	48.196	182	30.974	189	219									

78	Al Qubaisi, UAE(#1)								theoretical besttime: 1:41.822								
1 0	3:09.779	1:44.648	138	52.738	173	32.393	184	190	5 0	1:42.190	22.324	150	48.698	182	31.168	190	219
2 0	1:44.614	23.162	148	49.799	178	31.653	188	213	6 0	1:41.708	22.002	150	48.506	182	31.200	189	221
3 0	1:44.452	22.613	149	49.066	176	32.773	187	217	6 0	1:41.992	22.198	149	48.567	183	31.227	187	219
4 0	1:42.309	22.398	150	48.583	181	31.328	188	220	7 0	1:42.108	22.403	147	48.456	182	31.249	189	220

87	Bearman, GBR(#1)								theoretical besttime: 1:41.189								
1 0	6:15.077	4:51.269	144	51.817	174	31.991	188	211	5 0	1:47.053	22.716	149	52.670	176	31.667	189	185
2 0	1:41.927	22.380	150	48.463	182	31.084	189	218	5 0	1:41.538	22.114	150	48.344	182	31.080	188	219
3 0	1:41.189	22.049	150	48.234	182	30.906	189	219	6		22.150	149	48.371	183			218
4 0	1:41.563	22.115	150	48.338	181	31.110	188	219									

95	Lomko, RUS(#1)								theoretical besttime: 1:41.249								
1 0	5:22.756	3:57.592	139	51.884	175	33.280	181	194	5 0	1:41.314	22.172	151	48.227	183	30.915	190	218
2 0	1:44.621	23.170	150	49.903	178	31.548	189	213	6 0	1:41.324	22.208	151	48.266	182	30.850	189	218
3 0	1:41.761	22.346	151	48.282	181	31.133	189	218	7 0	1:41.709	22.265	151	48.456	182	30.988	189	219
4 0	1:41.995	22.321	151	48.643	182	31.031	190	219									



ADAC Formel 4

Top speed list Qualifying 2



Provisional

DMSB Reg. Nr.: R-11498/20

Friday, September 18, 2020 17:40:00

Hockenheimring, Length: 4574m

Air temperature: 24.73°C

Track temperature: 29.4°C

Weather condition: Dry

#	Name (NAT)	Team	Car name	Speed	Lap	Race time
51	Francesco Pizzi (ITA)	Van Amersfoort Racing (NLD)	ADAC Formel 4	223.60	5	11:16.158
15	Sebastian Montoya (COL)	Prema Powerteam SRL (ITA)	ADAC Formel 4	223.60	5	11:17.046
23	Erick Zuniga (MEX)	ADAC Berlin-Brandenburg e.V. (DEU)	ADAC Formel 4	222.68	4	7:52.567
17	Jonny Edgar (GBR)	Van Amersfoort Racing (NLD)	ADAC Formel 4	222.68	7	14:40.621
58	Elias Seppänen (FIN)	US Racing (DEU)	ADAC Formel 4	222.22	4	10:04.239
7	Josef Knopp (CZE)	ADAC Berlin-Brandenburg e.V. (DEU)	ADAC Formel 4	221.76	2	6:25.520
16	Dino Beganovic (SWE)	Prema Powerteam SRL (ITA)	ADAC Formel 4	221.31	2	6:24.264
29	Joshua Dürksen (DEU)	ADAC Berlin-Brandenburg e.V. (DEU)	ADAC Formel 4	221.31	2	9:56.154
52	Jak Crawford (USA)	Van Amersfoort Racing (NLD)	ADAC Formel 4	220.85	3	9:32.826
78	Hamda Al Qubaisi (UAE)	Iron Lynx (ITA)	ADAC Formel 4	220.85	7	14:04.026
87	Oliver Bearman (GBR)	US Racing (DEU)	ADAC Formel 4	219.95	3	8:33.555
77	Tim Tramnitz (DEU)	US Racing (DEU)	ADAC Formel 4	219.95	5	13:50.827
46	Gabriele Mini (ITA)	Prema Powerteam SRL (ITA)	ADAC Formel 4	219.95	4	14:19.472
4	Victor Bernier (FRA)	R-ace GP (FRA)	ADAC Formel 4	219.51	4	6:34.994
72	Leonardo Fornaroli (ITA)	Iron Lynx (ITA)	ADAC Formel 4	219.51	4	10:38.020
95	Vladislav Lomko (RUS)	US Racing (DEU)	ADAC Formel 4	219.06	4	9:25.983
6	Kirill Smal (RUS)	R-ace GP (FRA)	ADAC Formel 4	217.30	4	7:20.373