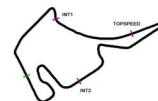


Qualifying 1 Hockenheimring



DMSB

Reg. Nr.: R-11498/20

Provisional

Result List

Stewards / Race Management

STEWARD	Achim Loth
STEWARD	Yasin Özer
STEWARD	Franz-Josef Serr
RACE DIRECTOR	Niels Wittich
CLERK OF THE COURSE	Georg Ziegahn
TECHNICAL DELEGATE	Erik Wilhelmi
CHIEF TIMEKEEPER	Steffen Ruhl

Weather Start/Finish

AIR	25.4°C
TRACK	34.1°C
CONDITIONS	Dry
PRESSURE	1015 hPa
AIR	25.2°C
TRACK	30.9°C
CONDITIONS	Dry
PRESSURE	1015 hPa

Track Information

GREEN FLAG	17:20:00
CHEQUERED FLAG	17:35:01
SAFETY CAR PHASE	0
FULL COURSE YELLOW PHASE	0
TRACK NAME	Hockenheimring
TRACK LENGTH	4574m
TURN COUNT	17
FASTEST LAP:	#29. DUE - 1:41.354

STARTED: 17 CLASSIFIED: 17 NOT CLASSIFIED: 0 DISQUALIFIED: 0

Nr.	Drivers	Team	Lap	Best Time	Gap	Diff	Kph	Day Time
Cl.	Car	Competitor						
1	29 J.Dürksen(DEU) ADAC Formel 4	(T) ADAC Berlin-Brandenburg e.V.(DEU) ADAC Berlin-Brandenburg e.V.	7	1:41.354			162.4	17:35:57
2	46 G.Mini(ITA) R ADAC Formel 4	(T) Prema Powerteam SRL(ITA) Prema Powerteam SRL	5	1:41.462	0.108	0.108	162.2	17:32:16
3	58 E.Seppänen(FIN) ADAC Formel 4	(T) US Racing(DEU) US Racing	7	1:41.570	0.216	0.108	162.1	17:34:41
4	52 J.Crawford(USA) ADAC Formel 4	(T) Van Amersfoort Racing(NLD) Van Amersfoort Racing	7	1:41.579	0.225	0.009	162.1	17:35:21
5	17 J.Edgar(GBR) ADAC Formel 4	(T) Van Amersfoort Racing(NLD) Van Amersfoort Racing	7	1:41.623	0.269	0.044	162.0	17:35:35
6	4 V.Bernier(FRA) ADAC Formel 4	(T) R-ace GP(FRA) R-ACE GP	6	1:41.686	0.332	0.063	161.9	17:30:43
7	87 O.Bearman(GBR) R ADAC Formel 4	US Racing(DEU) US Racing	5	1:41.731	0.377	0.045	161.8	17:32:10
8	51 F.Pizzi(ITA) R ADAC Formel 4	Van Amersfoort Racing(NLD) Van Amersfoort Racing	5	1:41.743	0.389	0.012	161.8	17:31:11
9	15 S.Montoya(COL) R ADAC Formel 4	Prema Powerteam SRL(ITA) Prema Powerteam SRL	7	1:41.768	0.414	0.025	161.8	17:35:17
10	77 T.Tramnitz(DEU) R ADAC Formel 4	(T) US Racing(DEU) US Racing	4	1:41.774	0.420	0.006	161.7	17:30:14
11	16 D.Beganovic(SWE) R ADAC Formel 4	(T) Prema Powerteam SRL(ITA) Prema Powerteam SRL	7	1:41.845	0.491	0.071	161.6	17:35:11
12	95 V.Lomko(RUS) R ADAC Formel 4	US Racing(DEU) US Racing	5	1:41.863	0.509	0.018	161.6	17:33:26
13	72 L.Fornaroli(ITA) R ADAC Formel 4	Iron Lynx(ITA) Iron Lynx	8	1:42.151	0.797	0.288	161.1	17:34:17
14	6 K.Smal(RUS) R ADAC Formel 4	(T) R-ace GP(FRA) R-ACE GP	6	1:42.189	0.835	0.038	161.1	17:36:26
15	7 J.Knopp(CZE) R ADAC Formel 4	(T) ADAC Berlin-Brandenburg e.V.(DEU) ADAC Berlin-Brandenburg e.V.	5	1:42.376	1.022	0.187	160.8	17:30:54
16	78 H.Al Qubaisi(UAE) ADAC Formel 4	(T) Iron Lynx(ITA) Iron Lynx	6	1:42.558	1.204	0.182	160.5	17:31:02
17	23 E.Zuniga(MEX) R ADAC Formel 4	ADAC Berlin-Brandenburg e.V.(DEU) ADAC Berlin-Brandenburg e.V.	8	1:43.062	1.708	0.504	159.7	17:35:15

Classification limit: 110% Time: 1:51.489

Following race director decision cancellation of the relevant lap time for car no. 6, 29, 95, 7, 51, 78, 4

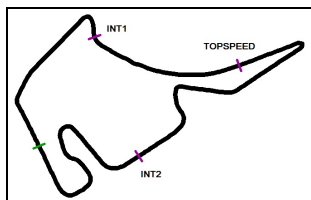
Subject to final scrutineering!

Publication time:	Clerk of the Course: Georg Ziegahn	Timekeeper: Steffen Ruhl
-------------------	------------------------------------	--------------------------

ver: 1.0

www.adac.de/motorsport

Page 1/ 1 printed: 18.9.2020 17:37



ADAC Formel 4

Sector List Qualifying 1

Provisional



Hockenheimring, Length: 4574m

Air temperature: 25.17°C

Track temperature: 32.7°C

Weather condition: Dry

DMSB Reg. Nr.: R-11498/20

Friday, September 18, 2020 17:20:00

Lap Id	Time	SE1	SP1	SE2	SP2	SE3	SP3	TSP	Lap Id	Time	SE1	SP1	SE2	SP2	SE3	SP3	TSP		
4 Bernier, FRA(#1)									theoretical besttime: 1:41.686										
1	0	2:02.934	30.957	137	56.697	162	35.280	158	168	6	0	1:41.686	22.275	151	48.294	182	31.117	187	219
2	0	1:50.405	25.382	149	52.856	170	32.167	186	179	7	0	1:57.122	26.184	133	54.120	176	36.818	185	182
3	0	1:43.065	22.573	151	48.842	181	31.650	186	217	8	0	1:42.057	22.514	151	48.411	182	31.132	188	218
4	0	1:42.336	22.495	151	48.638	181	31.203	187	219	9	0	1:48.750	23.188	154	48.410	183	37.152	54	218
5	0	1:42.072	22.405	151	48.427	182	31.240	187	218										

6 Smal, RUS(#1)									theoretical besttime: 1:42.189										
1	0	2:10.656	36.931	138	59.358	164	34.367	163	159	4	0	1:42.429	22.384	150	48.794	182	31.251	185	216
2	0	1:55.100	25.922	146	54.690	169	34.488	184	201	5	0	1:54.669	24.589	143	58.077	175	32.003	185	174
3	0	1:50.874	23.646	147	52.672	169	34.553	185	208	5	0	1:42.433	22.440	149	48.778	181	31.215	184	216
3	0	1:44.119	23.328	148	49.096	180	31.695	185	216	6	0	1:42.189	22.355	150	48.697	181	31.137	187	217
3	0	1:42.802	22.631	150	48.919	182	31.252	186	216										

7 Knopp, CZE(#1)									theoretical besttime: 1:42.347										
1	0	4:01.208	2:32.483	144	56.194	171	32.531	184	153	5	0	1:42.376	22.487	150	48.532	183	31.357	188	221
2	0	1:45.098	23.234	150	49.336	182	32.528	187	217	6	0	1:54.418	24.683	133	57.444	167	32.294	187	194
3	0	1:42.604	22.702	150	48.503	183	31.399	187	221	6	0	1:42.870	22.636	149	48.669	183	31.565	187	218
4	0	1:42.552	22.552	149	48.571	183	31.429	187	220	7	0	2:01.039	24.593	143	57.453	179	38.993	47	165

15 Montoya, COL(#1)									theoretical besttime: 1:41.601										
1	0	4:53.708	3:24.935	132	54.419	159	34.354	179	180	5	0	1:42.238	22.470	150	48.488	183	31.280	185	219
2	0	1:50.047	23.890	145	53.653	172	32.504	187	175	6	0	1:41.931	22.468	150	48.495	183	30.968	189	218
3	0	1:42.616	22.575	152	50.285	176	31.756	187	218	7	0	1:41.768	22.186	150	48.447	183	31.135	187	219
4	0	1:42.418	22.590	151	48.751	182	31.077	188	219										

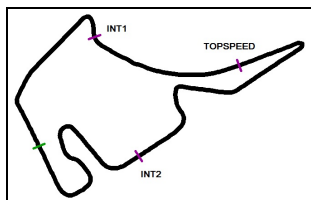
16 Beganovic, SWE(#1)									theoretical besttime: 1:41.845										
1	0	4:39.362	3:12.717	140	52.319	171	34.326	173	191	5	0	1:42.588	22.422	149	48.678	182	31.488	183	217
2	0	1:59.106	26.284	146	1:01.293	177	31.529	187	143	6	0	1:42.360	22.541	150	48.657	180	31.162	186	219
3	0	1:42.865	22.644	150	48.804	181	31.417	186	217	7	0	1:41.845	22.266	150	48.524	181	31.055	187	219
4	0	1:42.337	22.494	150	48.575	182	31.268	186	218										

17 Edgar, GBR(#1)									theoretical besttime: 1:41.437										
1	0	5:04.527	3:32.370	134	57.344	158	34.813	176	158	5	0	1:41.801	22.443	150	48.274	184	31.084	188	220
2	0	1:49.050	24.415	145	51.296	179	33.339	164	194	6	0	1:41.674	22.173	150	48.391	183	31.110	188	219
3	0	1:54.242	24.671	149	56.334	142	33.237	187	160	7	0	1:41.623	22.302	150	48.331	183	30.990	188	219
4	0	1:42.245	22.538	149	48.446	183	31.261	187	219										

23 Zuniga, MEX(#1)									theoretical besttime: 1:42.844										
1	0	2:41.608	1:08.054	128	57.589	166	35.965	178	191	5	0	1:43.118	22.560	149	48.835	183	31.723	187	219
2	0	1:54.992	25.756	135	54.544	174	34.692	182	189	6	0	1:55.744	22.614	149	58.452	107	34.678	186	219
3	0	1:48.847	24.167	148	51.363	172	33.317	185	208	7	0	1:43.403	23.099	150	48.769	183	31.535	184	220
4	0	1:43.590	22.940	150	48.924	182	31.726	187	219	8	0	1:43.062	22.540	149	48.794	183	31.728	188	220

29 Dürksen, DEU(#1)									theoretical besttime: 1:41.354										
1	0	3:58.646	2:31.539	144	54.918	177	32.189	183	182	4	0	1:41.809	22.279	149	48.391	183	31.139	188	220
2	0	1:45.057	23.517	148	49.938	181	31.602	187	203	5	0	1:43.323	22.304	150	49.174	180	31.845	189	222
3	0	1:42.253	22.594	150	48.439	183	31.220	188	220	6	0	1:41.795	22.299	151	48.315	183	31.181	187	220
4	0	1:42.188	22.535	149	48.370	183	31.293	187	220	7	0	1:41.354	22.111	150	48.205	184	31.038	189	220

46 Mini, ITA(#1)									theoretical besttime: 1:41.292										
1	0	5:27.202	4:01.806	143	52.956	174	32.440	185	200	5	0	1:41.462	22.239	150	48.245	183	30.978	189	219
2	0	1:42.945	22.878	150	48.953	182	31.114	188	213	6	0	1:44.132	22.069	149	50.606	177	31.457	188	219
3	0	1:41.848	22.269	150	48.358	183	31.221	188	217	7	0	1:41.791	22.135	150	48.561	182	31.095	188	219
4	0	1:41.932	22.329	150	48.555	183	31.048	188	218										



ADAC Formel 4

Sector List Qualifying 1

Provisional



Hockenheimring, Length: 4574m

Air temperature: 25.17°C

Track temperature: 32.7°C

Weather condition: Dry

DMSB Reg. Nr.: R-11498/20

Friday, September 18, 2020 17:20:00

Lap Id	Time	SE1	SP1	SE2	SP2	SE3	SP3	TSP	Lap Id	Time	SE1	SP1	SE2	SP2	SE3	SP3	TSP
51	Pizzi, ITA(#1)								theoretical besttime: 1:41.686								
1 0	3:49.564	2:14.043	142	58.788	162	36.733	166	164	5 0	1:41.743	22.191	149	48.428	183	31.124	186	219
2 0	1:57.820	25.670	148	54.143	157	38.007	124	188	6 0	1:42.000	22.353	149	48.407	183	31.240	187	220
3 0	1:59.716	27.499	150	56.792	161	35.425	188	163	7 0	1:42.652	23.084	150	48.412	183	31.156	185	219
4 0	1:42.093	22.432	149	48.371	183	31.290	186	222	7 0	1:41.869	22.231	149	48.406	184	31.232	185	219

52	Crawford, USA(#1)								theoretical besttime: 1:41.446								
1 0	4:51.189	3:19.314	131	56.949	173	34.926	174	170	5 0	1:41.709	22.229	150	48.224	183	31.256	188	220
2 0	1:54.776	25.012	145	54.405	175	35.359	182	180	6 0	1:41.642	22.098	150	48.321	183	31.223	187	219
3 0	1:47.511	23.125	149	51.314	149	33.072	187	209	7 0	1:41.579	22.100	150	48.355	183	31.124	188	220
4 0	1:42.139	22.438	149	48.385	183	31.316	187	220									

58	Seppänen, FIN(#1)								theoretical besttime: 1:41.570								
1 0	4:19.933	2:56.450	139	51.337	173	32.146	185	209	5 0	1:45.931	22.788	150	50.597	172	32.546	186	219
2 0	1:43.721	23.045	149	49.181	181	31.495	187	216	6 0	1:41.974	22.387	150	48.438	183	31.149	187	220
3 0	1:42.451	22.545	150	48.437	183	31.469	187	219	7 0	1:41.570	22.242	150	48.229	183	31.099	187	219
4 0	1:44.835	22.598	150	48.385	183	33.852	183	219	8 0	1:48.419	22.293	150	48.278	183	37.848	51	220

72	Fornaroli, ITA(#1)								theoretical besttime: 1:42.118								
1 0	2:12.242	45.051	128	54.161	171	33.030	183	185	6 0	1:42.368	22.294	150	48.760	182	31.314	186	219
2 0	1:47.843	23.549	148	51.758	175	32.536	184	202	7 0	1:42.482	22.385	149	48.722	182	31.375	187	219
3 0	1:44.952	23.225	149	49.880	181	31.847	185	215	8 0	1:42.151	22.253	150	48.676	182	31.222	187	218
4 0	1:42.589	22.668	150	48.718	181	31.203	187	219	9 0	1:42.151	22.239	150	48.703	181	31.209	187	218
5 0	1:42.551	22.464	149	48.791	182	31.296	187	219									

77	Tramnitz, DEU(#1)								theoretical besttime: 1:41.588								
1 0	5:05.758	3:43.737	145	50.049	176	31.972	184	206	5 0	1:46.837	22.140	150	49.210	177	35.487	187	218
2 0	1:44.772	23.333	150	49.583	180	31.856	188	213	6 0	1:41.954	22.335	150	48.484	183	31.135	188	218
3 0	1:41.818	22.350	150	48.313	183	31.155	188	219	7 0	1:41.864	22.264	149	48.395	183	31.205	189	219
4 0	1:41.774	22.238	150	48.399	183	31.137	188	219									

78	Al Qubaisi, UAE(#1)								theoretical besttime: 1:42.254								
1 0	2:23.798	58.339	138	52.447	171	33.012	181	195	6 0	1:42.558	22.363	149	48.749	183	31.446	187	217
2 0	1:46.448	23.304	148	50.882	175	32.262	184	200	7 0	1:52.166	22.250	148	57.681	158	32.235	187	192
3 0	1:43.560	22.648	148	49.148	181	31.764	185	216	8 0	1:43.376	23.230	149	48.711	183	31.435	186	220
4 0	1:42.736	22.514	149	48.680	182	31.542	186	219	8 0	1:42.586	22.268	148	48.994	183	31.324	187	218
5 0	1:42.606	22.379	149	48.883	183	31.344	187	219									

87	Bearman, GBR(#1)								theoretical besttime: 1:41.622								
1 0	5:18.042	3:55.129	144	50.839	176	32.074	183	210	5 0	1:41.731	22.267	149	48.355	182	31.109	187	218
2 0	1:45.878	22.918	150	50.381	173	32.579	188	210	6 0	1:45.658	22.289	149	51.927	182	31.442	186	165
3 0	1:42.058	22.379	150	48.519	182	31.160	187	218	7 0	1:52.444	22.405	149	48.422	183	41.617	51	219
4 0	1:41.734	22.295	150	48.439	183	31.000	187	217									

95	Lomko, RUS(#1)								theoretical besttime: 1:41.732								
1 0	4:38.218	3:09.561	133	54.000	164	34.657	169	185	5 0	1:43.116	23.215	150	48.604	181	31.297	187	217
2 0	1:57.749	28.497	140	57.681	180	31.571	186	157	5 0	1:41.863	22.314	151	48.536	183	31.013	187	217
3 0	1:42.899	22.723	150	48.803	181	31.373	186	217	6 0	1:41.954	22.418	151	48.405	182	31.131	187	218
4 0	1:42.207	22.592	150	48.411	183	31.204	186	218									



ADAC Formel 4

Top speed list Qualifying 1



Provisional

DMSB Reg. Nr.: R-11498/20

Friday, September 18, 2020 17:20:00

Hockenheimring, Length: 4574m

Air temperature: 25.17°C

Track temperature: 32.7°C

Weather condition: Dry

#	Name (NAT)	Team	Car name	Speed	Lap	Race time
51	Francesco Pizzi (ITA)	Van Amersfoort Racing (NLD)	ADAC Formel 4	222.22	4	8:24.013
29	Joshua Dürksen (DEU)	ADAC Berlin-Brandenburg e.V. (DEU)	ADAC Formel 4	222.22	5	11:26.709
7	Josef Knopp (CZE)	ADAC Berlin-Brandenburg e.V. (DEU)	ADAC Formel 4	221.76	3	6:23.528
52	Jak Crawford (USA)	Van Amersfoort Racing (NLD)	ADAC Formel 4	220.85	5	10:52.346
58	Elias Seppänen (FIN)	US Racing (DEU)	ADAC Formel 4	220.85	8	15:17.180
17	Jonny Edgar (GBR)	Van Amersfoort Racing (NLD)	ADAC Formel 4	220.40	5	11:07.040
23	Erick Zuniga (MEX)	ADAC Berlin-Brandenburg e.V. (DEU)	ADAC Formel 4	220.40	7	12:25.502
72	Leonardo Fornaroli (ITA)	Iron Lynx (ITA)	ADAC Formel 4	219.95	4	6:22.297
15	Sebastian Montoya (COL)	Prema Powerteam SRL (ITA)	ADAC Formel 4	219.95	7	14:11.691
77	Tim Tramnitz (DEU)	US Racing (DEU)	ADAC Formel 4	219.95	7	14:19.714
87	Oliver Bearman (GBR)	US Racing (DEU)	ADAC Formel 4	219.95	7	14:32.046
46	Gabriele Mini (ITA)	Prema Powerteam SRL (ITA)	ADAC Formel 4	219.95	7	14:36.231
78	Hamda Al Qubaisi (UAE)	Iron Lynx (ITA)	ADAC Formel 4	219.51	4	6:30.927
4	Victor Bernier (FRA)	R-ace GP (FRA)	ADAC Formel 4	219.06	4	6:13.469
16	Dino Beganovic (SWE)	Prema Powerteam SRL (ITA)	ADAC Formel 4	219.06	6	12:23.413
95	Vladislav Lomko (RUS)	US Racing (DEU)	ADAC Formel 4	218.18	4	8:56.062
6	Kirill Smal (RUS)	R-ace GP (FRA)	ADAC Formel 4	217.30	6	15:20.091