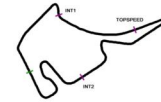


## Free Practice 2 Hockenheimring



### Provisional

### Result List

#### Stewards / Race Management

STEWARD	Achim Loth
STEWARD	Yasin Özer
STEWARD	Franz-Josef Serr
RACE DIRECTOR	Niels Wittich
CLERK OF THE COURSE	Georg Ziegahn
TECHNICAL DELEGATE	Tim Zessack
CHIEF TIMEKEEPER	Steffen Ruhl

#### Weather Start/Finish

AIR	25.0°C
TRACK	36.8°C
CONDITIONS	Dry
PRESSURE	1015 hPa
AIR	25.6°C
TRACK	34.2°C
CONDITIONS	Dry
PRESSURE	1015 hPa

#### Track Information

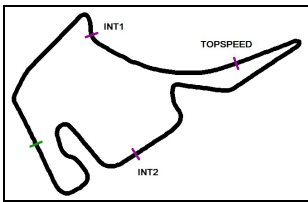
GREEN FLAG	16:05:01
CHEQUERED FLAG	17:05:01
SAFETY CAR PHASE	0
FULL COURSE YELLOW PHASE	0
TRACK NAME	Hockenheimring
TRACK LENGTH	4574m
TURN COUNT	17
FASTEST LAP:	#31. KVA - 1:39.327

STARTED: 32 CLASSIFIED: 32 NOT CLASSIFIED: 0 DISQUALIFIED: 0

Drivers	Team	Car	Lap	Best Time	Gap	Diff	Kph	Day Time
1 31 P.Niederhauser(CHE)/K.van der Linde(ZAF)	RUTRONIK-RACING(DEU)	Audi R8 LMS GT3	23	1:39.327			165.7	17:03:24
2 20 M.Wishofer(AUT)(J)/D.Boccolacci(FRA)	TeamZakspeedBKKMobilOilRacing(D	Mercedes-AMG GT3 EVO	21	1:39.409	0.082	0.082	165.6	17:04:26
3 72 C.Schöll(AUT)(J)/J.Pepper(ZAF)	T3-HRT-Motorsport(DEU)	Bentley Continental GT3	10	1:39.444	0.117	0.035	165.5	16:37:06
4 99 R.Renauer(DEU)/S.Müller(DEU)	Precote Herberth Motorsport(DEU)	Porsche 911 GT3 R	16	1:39.857	0.530	0.413	164.8	16:35:58
5 47 I.Dontje(NLD)/M.Götz(DEU)	MANN-FILTERTeamHTP-WINWARD(L	Mercedes-AMG GT3 EVO	21	1:39.896	0.569	0.039	164.8	16:55:00
6 91 M.Joos(DEU)/M.Holzer(DEU)	Joos Sportwagentechnik(DEU)	Porsche 911 GT3 R	20	1:40.148	0.821	0.252	164.4	16:52:26
7 33 F.Salaquarda(CZE)(T)/F.Stippler(DEU)	Team ISR(CZE)	Audi R8 LMS GT3	20	1:40.151	0.824	0.003	164.4	16:52:31
8 8 D.Marschall(DEU)(J)/C.Schreiner(DEU)(J)	RUTRONIK-RACING(DEU)	Audi R8 LMS GT3	12	1:40.169	0.842	0.018	164.3	16:35:48
9 36 M.Dienst(DEU)(J)/P.Frommenwiler(CHE)	DLV-Team Schuetz Motorsport(DEU)	Mercedes-AMG GT3	12	1:40.269	0.942	0.100	164.2	16:36:15
10 28 M.Hofer(AUT)/C.Haase(DEU)	Montaplastby Land Motorsport(DEU)	Audi R8 LMS GT3	24	1:40.311	0.984	0.042	164.1	17:05:25
11 9 A.Read(AUS)(J)/J.Eriksson(SWE)	Schubert Motorsport(DEU)	BMW M6 GT3	8	1:40.322	0.995	0.011	164.1	16:21:57
12 48 P.Ellis(GBR)/R.Marciello(ITA)	KNAUS Team HTP-WINWARD(DEU)	Mercedes-AMG GT3 EVO	16	1:40.390	1.063	0.068	164.0	16:50:56
13 4 H.von Danwitz(DEU)(J)/M.Winkelhock(DEU)	Aust Motorsport(DEU)	Audi R8 LMS GT3	12	1:40.557	1.230	0.167	163.7	16:36:14
14 18 J.Fittje(DEU)(J)/D.Jahn(DEU)	KÜS TEAM75 Bernhard(DEU)	Porsche 911 GT3 R	20	1:40.559	1.232	0.002	163.7	16:53:13
15 82 T.Zimmermann(DEU)(J)/S.Schothorst(NLD)	GRT GRASSERRACINGTEAM(AUT)	Lamborghini Huracan GT3E	7	1:40.599	1.272	0.040	163.6	16:22:09
16 7 A.Renauer(DEU)/S.Asch(DEU)	Precote Herberth Motorsport(DEU)	Porsche 911 GT3 R	18	1:40.607	1.280	0.008	163.6	16:54:57
17 17 K.Bachler(AUT)/S.De Silvestro(CHE)	KÜS TEAM75 Bernhard(DEU)	Porsche 911 GT3 R	4	1:40.644	1.317	0.037	163.6	16:13:12
18 30 R.Ineichen(CHE)(T)/M.Bortolotti(ITA)	TEAM WRT(BEL)	Audi R8 LMS GT3	17	1:40.667	1.340	0.023	163.5	16:36:57
19 77 M.Pommer(DEU)/J.Schmidt(CHE)	Callaway Competition(DEU)	Corvette C7 GT3-R	6	1:40.702	1.375	0.035	163.5	16:26:50
20 92 C.Engelhart(DEU)/M.Ammernüller(DEU)	SSR Performance(DEU)	Porsche 911 GT3 R	3	1:40.705	1.378	0.003	163.5	16:10:17
21 63 A.Costa Balboa(ESP)/F.Perera(FRA)	GRT GRASSERRACINGTEAM(AUT)	Lamborghini Huracan GT3E	18	1:40.708	1.381	0.003	163.5	17:03:50
22 10 H.Skoog(SWE)(J)/N.Yelloly(GBR)	Schubert Motorsport(DEU)	BMW M6 GT3	8	1:40.716	1.389	0.008	163.4	16:21:55
23 21 D.Keilwitz(DEU)/J.Eriksson(SWE)	TeamZakspeedBKKMobilOilRacing(D	Mercedes-AMG GT3 EVO	24	1:40.733	1.406	0.017	163.4	17:04:01
24 71 M.Paul(DEU)(J)/N.Langeveld(NLD)	T3-HRT-Motorsport(DEU)	Audi R8 LMS GT3	16	1:40.756	1.429	0.023	163.4	16:37:41
25 22 L.Stolz(DEU)/M.Engel(DEU)	Toksport WRT(DEU)	Mercedes-AMG GT3 EVO	10	1:40.814	1.487	0.058	163.3	16:25:54
26 19 N.Lagrange(BEL)/C.Schmid(AUT)	GRT GRASSERRACINGTEAM(AUT)	Lamborghini Huracan GT3E	16	1:40.823	1.496	0.009	163.3	16:47:54
27 29 K.Schramm(DEU)(J)/C.Mies(DEU)	Montaplastby Land Motorsport(DEU)	Audi R8 LMS GT3	18	1:40.852	1.525	0.029	163.2	16:54:56
28 14 E.Johansson(SWE)(J)/J.Klingmann(DEU)	MRS GT-Racing(DEU)	BMW M6 GT3	7	1:40.995	1.668	0.143	163.0	16:20:36
29 11 E.Erhart(DEU)(T)/P.Kaffer(DEU)	EFP Car Collection by TECE(DEU)	Audi R8 LMS GT3	13	1:41.054	1.727	0.059	162.9	16:29:55
30 26 R.Feller(CHE)(J)/S.Mücke(DEU)	BWT Mücke Motorsport(DEU)	Audi R8 LMS GT3	9	1:41.107	1.780	0.053	162.8	16:30:45
31 32 C.Weerts(BEL)(J)/D.Vanthoor(BEL)	TEAM WRT(BEL)	Audi R8 LMS GT3	8	1:41.313	1.986	0.206	162.5	16:22:21
32 3 N.Rogivue(CHE)(J)/M.Hackländer(DEU)	Aust Motorsport(DEU)	Audi R8 LMS GT3	6	1:41.478	2.151	0.165	162.2	16:16:15

Subject to final scrutineering!

Publication time:	Clerk of the Course: Georg Ziegahn	Timekeeper: Steffen Ruhl
-------------------	------------------------------------	--------------------------



# ADAC GT Masters



## Sector List Free Practice 2

Provisional

Hockenheimring, Length: 4574m  
Air temperature: 25.55°C  
Track temperature: 33.6°C  
Weather condition: Dry

**DMSB** Reg. Nr.: R-11498/20

Friday, September 18, 2020 16:05:00

Lap Id	Time	SE1	SP1	SE2	SP2	SE3	SP3	TSP	Lap Id	Time	SE1	SP1	SE2	SP2	SE3	SP3	TSP
<b>3</b>	Rogivue, CHE(#1) / Hackländer, DEU(#2)							<b>theoretical besttime: 1:41.317</b>									
1 1	2:41.415	1:06.704	116	56.998	150	37.713	196	189	9 2	2:53.495	1:27.749	154	47.776	139	37.970	198	248
2 1	1:45.162	23.669	154	47.829	185	33.664	196	244	10 2	1:42.578	22.625	155	47.397	188	32.556	198	250
3 1	1:42.322	22.801	154	47.033	188	32.488	198	247	11 2	1:43.118	22.678	156	47.725	184	32.715	198	252
4 1	1:41.773	22.504	155	47.109	<b>190</b>	32.160	198	250	12 2	1:41.815	22.466	155	46.979	187	32.370	200	252
5 1	1:42.035	22.498	153	47.052	187	32.485	199	251	13 2	1:46.521	22.613	155	<b>46.893</b>	<b>187</b>	37.015	57	251
6 1	<b>1:41.478</b>	<b>22.353</b>	154	47.054	187	<b>32.071</b>	<b>200</b>	251	14 2	3:02.730	1:39.033	155	47.024	188	36.673	58	251
7 1	1:47.628	22.607	153	47.270	187	37.751	58	<b>252</b>	15 2	3:48.128	1:27.068	156	1:19.088	78	1:01.972	58	162
8 1	7:36.666	6:11.818	154	47.155	189	37.693	58	248									

Lap Id	Time	SE1	SP1	SE2	SP2	SE3	SP3	TSP	Lap Id	Time	SE1	SP1	SE2	SP2	SE3	SP3	TSP
<b>4</b>	von Danwitz, DEU(#1) / Winkelhock, DEU(#2)							<b>theoretical besttime: 1:40.237</b>									
1 2	6:41.710	5:03.024	125	1:01.302	124	37.384	191	148	13 2	1:41.273	<b>22.050</b>	<b>152</b>	46.658	187	32.565	151	250
2 2	1:54.371	23.740	154	57.121	185	33.510	195	161	14 2	1:54.941	25.540	152	51.194	187	38.207	58	199
3 2	1:43.954	23.108	154	47.382	189	33.464	198	247	15 2	10:15.857	8:56.659	152	47.130	187	32.068	198	247
4 2	1:41.618	22.554	152	46.854	188	32.210	198	250	16 2	1:49.665	22.139	153	47.732	177	39.794	53	250
5 2	1:41.261	22.366	153	46.848	188	32.047	199	251	17 2	2:48.943	1:28.048	150	47.929	187	32.966	197	248
6 2	1:46.662	22.214	152	47.853	188	36.595	199	<b>253</b>	18 2	1:42.435	22.723	153	47.083	190	32.629	197	250
7 2	1:41.033	22.282	153	46.785	189	31.966	199	251	19 2	1:42.977	23.425	155	47.118	188	32.434	198	252
8 2	1:43.057	22.230	154	46.632	189	34.195	198	251	20 2	1:42.038	22.735	154	46.896	189	32.407	197	249
9 2	1:48.144	22.308	153	48.091	188	37.745	58	250	21 2	1:42.975	22.684	153	47.664	188	32.627	197	251
10 2	7:07.290	5:42.566	133	51.000	183	33.724	196	240	22 2	1:42.200	22.704	154	47.056	189	32.440	196	250
11 2	1:43.286	23.007	153	47.754	188	32.525	195	246	23 2	1:42.654	22.842	156	47.169	186	32.643	197	250
12 2	<b>1:40.557</b>	22.370	153	<b>46.575</b>	<b>190</b>	<b>31.612</b>	<b>200</b>	250	24 2	1:49.694	22.772	152	47.296	185	39.626	57	250

Lap Id	Time	SE1	SP1	SE2	SP2	SE3	SP3	TSP	Lap Id	Time	SE1	SP1	SE2	SP2	SE3	SP3	TSP
<b>7</b>	Renauer, DEU(#1) / Asch, DEU(#2)							<b>theoretical besttime: 1:40.591</b>									
1 1	2:36.207	51.628	114	1:00.328	153	44.251	57	165	11 1	1:41.095	22.263	155	46.727	193	32.105	202	250
2 1	3:07.712	1:31.744	119	1:00.669	146	35.299	172	150	12 1	1:47.272	22.366	158	46.858	191	38.048	57	250
3 1	1:55.488	24.919	149	54.319	187	36.250	198	201	13 1	2:54.735	1:27.961	155	49.724	191	37.050	58	233
4 1	1:45.165	23.464	150	48.726	190	32.975	201	234	14 2	2:50.586	1:26.899	157	46.869	189	36.818	58	<b>252</b>
5 1	1:51.374	22.662	157	47.427	191	41.285	58	251	15 1	2:52.303	1:27.650	150	47.188	190	37.465	57	251
6 1	2:53.671	1:31.529	125	49.395	186	32.747	201	246	16 1	3:25.168	1:28.366	135	55.806	72	1:00.996	56	247
7 1	1:43.179	22.421	154	47.849	189	32.909	203	251	17 2	11:47.512	10:28.633	154	46.885	191	31.994	202	248
8 1	1:42.522	22.402	152	48.000	189	32.120	<b>204</b>	249	18 2	<b>1:40.607</b>	22.164	155	<b>46.555</b>	<b>193</b>	31.888	204	250
9 1	1:41.020	22.393	154	46.739	188	<b>31.888</b>	202	248	19 2	1:45.728	<b>22.148</b>	<b>154</b>	46.896	192	36.684	58	251
10 1	1:40.956	22.230	156	46.753	192	31.973	202	250									

Lap Id	Time	SE1	SP1	SE2	SP2	SE3	SP3	TSP	Lap Id	Time	SE1	SP1	SE2	SP2	SE3	SP3	TSP
<b>8</b>	Marschall, DEU(#1) / Schreiner, DEU(#2)							<b>theoretical besttime: 1:40.110</b>									
1 2	7:15.522	5:49.802	130	51.989	182	33.731	195	227	13 1	1:46.616	22.045	155	46.898	186	37.673	59	250
2 2	1:44.860	22.950	156	47.504	187	34.406	194	247	14 1	5:54.510	3:05.678	77	1:43.906	76	1:04.926	58	79
3 2	1:45.145	23.166	150	47.944	184	34.035	196	248	15 1	3:07.010	1:42.204	153	47.505	186	37.301	199	247
4 2	1:44.705	23.121	155	47.544	186	34.040	194	<b>252</b>	16 1	1:46.774	22.279	154	47.049	188	37.446	199	248
5 2	1:42.664	22.786	155	47.016	188	32.862	197	251	17 1	1:40.568	<b>22.041</b>	<b>154</b>	46.673	189	31.854	201	250
6 2	1:42.407	22.558	156	47.454	189	32.395	199	250	18 1	1:47.056	22.349	153	47.387	184	37.320	58	251
7 2	1:42.154	22.420	156	47.159	188	32.575	198	250	19 2	5:18.358	3:54.462	131	50.722	186	33.174	194	235
8 2	1:47.438	22.580	154	47.243	188	37.615	58	248	20 2	1:42.871	22.885	155	47.294	187	32.692	197	248
9 1	6:20.344	4:58.167	139	49.977	185	32.200	199	243	21 2	1:42.210	22.861	155	47.037	187	32.312	197	251
10 1	1:41.372	22.520	152	46.979	188	31.873	199	248	22 2	1:41.656	22.490	156	47.009	189	32.157	198	250
11 1	1:40.502	22.112	155	46.605	188	31.785	200	250	23 2	1:41.385	22.427	156	46.828	189	32.130	199	251
12 1	<b>1:40.169</b>	22.100	155	<b>46.478</b>	<b>191</b>	<b>31.591</b>	201	249	24 2	1:42.374	22.562	155	46.887	188	32.925	194	251

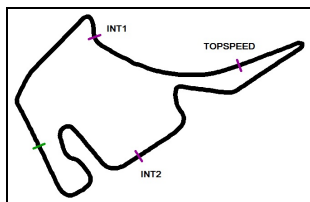
Lap Id	Time	SE1	SP1	SE2	SP2	SE3	SP3	TSP	Lap Id	Time	SE1	SP1	SE2	SP2	SE3	SP3	TSP
<b>9</b>	Read, AUS(#1) / Eriksson, SWE(#2)							<b>theoretical besttime: 1:40.182</b>									
1 2	2:55.764	1:26.911	132	53.705	178	35.148	199	185	12 2	2:51.912	1:32.511	147	47.120	192	32.281	204	255
2 2	1:52.004	24.413	144	53.251	157	34.340	205	224	13 2	1:40.911	22.271	158	46.584	191	32.056	203	256
3 2	1:42.320	22.433	157	47.256	188	32.631	204	255	14 1	1:41.123	22.430	158	46.599	191	32.094	204	257
4 2	1:41.048	22.301	158	46.712	191	32.035	202	253	15 1	1:41.490	22.450	158	46.642	190	32.398	203	257
5 2	1:47.587	22.176	159	46.427	193	38.984	59	<b>258</b>	16 1	1:41.115	22.455	157	46.591	191	32.069	201	257
6 2	3:33.711	2:12.605	152	47.424	182	33.682	203	258	17 1	1:41.029	22.328	158	46.627	190	32.074	203	257
7 2	1:43.850	22.510	156	48.807	188	32.533	205	236	18 1	1:41.562	22.524	156	46.872	186	32.166	204	254
8 2	<b>1:40.322</b>	22.159	159	<b>46.339</b>	192	31.824	206	256	19 1	3:27.546	38.972	79	1:41.586	69	1:06.988	59	80
9 2	1:42.390	22.670	149	47.423	192	32.297	<b>206</b>	256	20 1	3:32.897	2:13.638	154	47.062	189	32.197	203	251
10 2	1:40.322	<b>22.127</b>	159	46.479	194	<b>31.716</b>	<b>204</b>	257	21 1	1:51.173	22.599	158	46.886	189	41.688	56	255
11 2	1:45.925	22.218	<b>160</b>	46.458	<b>195</b>	37.249	59	255									

ver: 1.0

[www.adac.de/motorsport](http://www.adac.de/motorsport)

Page 1/ 8 printed: 18.9.2020 17:09





# ADAC GT Masters

## Sector List Free Practice 2



Provisional

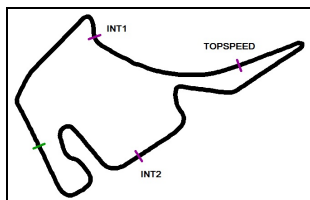
DMSB Reg. Nr.: R-11498/20

Hockenheimring, Length: 4574m  
Air temperature: 25.55°C  
Track temperature: 33.6°C  
Weather condition: Dry

Friday, September 18, 2020 16:05:00

Lap	Id	Time	SE1	SP1	SE2	SP2	SE3	SP3	TSP	Lap	Id	Time	SE1	SP1	SE2	SP2	SE3	SP3	TSP
<b>10</b> Skoog, SWE(#1) / Yelloly, GBR(#2) <span style="float: right;">theoretical besttime: 1:40.556</span>																			
1	1	2:09.355	44.790	136	50.475	183	34.090	198	251	15	1	1:41.626	22.624	156	46.754	191	32.248	201	<b>262</b>
2	1	1:48.558	22.980	154	47.881	183	37.697	59	253	16	1	1:54.798	22.388	159	47.159	146	45.251	57	259
3	2	2:59.163	1:30.530	142	50.887	186	37.746	59	237	17	1	5:31.283	4:09.362	159	47.422	181	34.499	203	256
4	2	3:09.348	1:48.413	147	48.215	188	32.720	202	249	18	1	1:45.948	22.453	156	46.924	192	36.571	203	258
5	2	1:41.231	22.481	158	46.574	190	32.176	203	257	19	1	1:41.903	22.328	160	46.970	189	32.605	201	259
6	2	1:44.054	22.759	154	47.646	189	33.649	<b>204</b>	257	20	1	1:41.664	22.339	157	46.734	190	32.591	195	258
7	2	1:41.767	22.228	159	47.048	190	32.491	204	258	21	1	1:46.801	22.315	156	47.318	187	37.168	201	259
8	<b>2</b>	<b>1:40.716</b>	<b>22.227</b>	158	<b>46.376</b>	<b>193</b>	32.113	201	257	22	1	1:47.576	22.680	149	47.108	192	37.788	59	258
9	2	1:47.363	22.345	<b>161</b>	46.966	188	38.052	59	255	23	1	2:58.886	1:39.681	158	46.975	187	32.230	201	258
10	2	4:09.887	2:47.082	157	46.991	189	35.814	202	255	24	1	1:41.459	22.506	159	46.757	190	32.196	203	261
11	2	1:40.726	22.325	159	46.448	192	<b>31.953</b>	202	257	25	1	1:41.461	22.404	158	46.836	182	32.221	204	261
12	2	1:40.895	22.247	160	46.617	190	32.031	202	257	26	1	1:41.636	22.341	155	46.858	189	32.437	198	260
13	2	1:49.475	22.354	159	49.320	185	37.801	59	260	27	1	1:51.807	23.560	148	49.663	187	38.584	58	257
14	1	4:20.817	3:00.828	157	47.206	180	32.783	199	257										
<b>11</b> Erhart, DEU(#1) / Kaffer, DEU(#2) <span style="float: right;">theoretical besttime: 1:40.721</span>																			
1	1	2:11.327	39.671	127	54.893	177	36.763	170	200	15	1	1:47.158	22.438	155	47.026	189	37.694	58	251
2	1	1:53.418	25.541	145	54.407	183	33.470	196	162	16	2	3:27.968	2:06.652	138	48.627	189	32.689	199	246
3	1	1:43.136	22.860	154	47.579	186	32.697	197	244	17	2	1:41.676	22.559	155	46.887	189	32.230	200	250
4	1	1:42.234	22.728	156	47.168	188	32.338	197	247	18	2	1:42.554	<b>22.113</b>	<b>156</b>	<b>46.700</b>	<b>191</b>	33.741	80	250
5	1	1:41.872	22.443	156	47.090	188	32.339	198	248	19	2	3:28.794	46.573	78	1:40.941	79	1:01.280	57	78
6	1	1:41.852	22.571	154	47.165	188	32.116	198	250	20	2	3:04.487	1:39.341	154	47.595	188	37.551	58	247
7	1	1:46.913	22.626	155	47.278	187	37.009	57	251	21	2	2:48.827	1:27.452	147	48.126	189	33.249	199	248
8	1	3:36.421	2:04.240	127	54.834	141	37.347	191	188	22	2	1:41.392	22.366	156	46.843	190	32.183	200	249
9	1	1:51.297	24.238	151	54.090	184	32.969	197	185	23	2	1:41.059	22.258	156	46.732	190	32.069	201	251
10	1	1:41.779	22.461	155	47.277	190	32.041	200	246	24	2	1:43.331	22.376	154	47.100	189	33.855	201	<b>251</b>
11	1	1:41.391	22.304	154	47.065	189	32.022	199	248	25	2	1:41.283	22.195	155	46.845	190	32.243	199	251
12	1	1:41.255	22.272	156	46.866	189	32.117	199	248	26	2	1:41.131	22.280	156	46.818	191	32.033	201	250
13	1	<b>1:41.054</b>	22.339	156	46.807	190	<b>31.908</b>	198	249	27	2	1:46.037	22.436	157	46.853	189	36.748	58	250
14	1	1:41.363	22.394	156	46.872	190	32.097	201	250										
<b>14</b> Johansson, SWE(#1) / Klingmann, DEU(#2) <span style="float: right;">theoretical besttime: 1:40.827</span>																			
1	2	3:00.457	1:33.076	140	49.093	188	38.288	59	248	15	1	1:41.967	22.767	158	46.783	190	32.417	203	258
2	2	2:56.097	1:31.236	158	47.600	189	37.261	59	249	16	1	1:41.815	22.456	156	46.799	192	32.560	199	258
3	2	2:51.690	1:28.787	156	47.145	188	35.758	199	254	17	1	1:54.910	22.707	158	47.482	160	44.721	56	256
4	2	1:41.511	22.639	157	46.847	<b>194</b>	32.025	204	257	18	1	6:52.788	5:29.622	148	50.529	189	32.637	204	202
5	2	1:41.121	22.406	157	<b>46.666</b>	193	32.049	203	258	19	1	1:42.317	22.624	156	47.298	193	32.395	201	255
6	2	1:43.881	22.426	159	48.803	189	32.652	203	259	20	1	1:41.854	22.680	158	46.852	193	32.322	202	255
7	<b>2</b>	<b>1:40.995</b>	22.387	158	46.754	193	<b>31.854</b>	203	257	21	1	1:43.173	22.585	157	47.873	191	32.715	202	256
8	2	1:43.131	22.404	157	47.023	162	33.704	204	257	22	1	1:42.105	22.669	156	46.998	193	32.438	204	255
9	2	1:48.294	22.413	157	47.073	189	38.808	58	256	23	1	1:43.206	22.739	154	47.108	192	33.359	188	255
10	2	3:33.323	2:13.524	157	47.250	190	32.549	204	257	24	1	1:48.658	23.419	156	47.316	192	37.923	56	257
11	2	1:41.141	<b>22.307</b>	158	46.682	190	32.152	202	257	25	1	3:25.863	2:05.894	155	47.369	191	32.600	201	257
12	2	1:46.278	22.501	155	47.064	191	36.713	59	258	26	1	1:42.299	22.763	155	47.048	193	32.488	203	256
13	1	2:49.488	1:29.372	143	47.554	190	32.562	<b>205</b>	254	27	1	1:42.267	22.659	154	47.172	191	32.436	202	257
14	1	1:42.380	22.721	<b>159</b>	46.988	188	32.671	202	<b>260</b>										
<b>17</b> Bachler, AUT(#1) / De Silvestro, CHE(#2) <span style="float: right;">theoretical besttime: 1:40.236</span>																			
1	1	3:09.222	1:43.506	133	53.020	184	32.696	201	204	9	2	1:41.387	22.544	157	46.795	190	32.048	202	248
2	1	1:41.120	22.594	<b>158</b>	46.699	190	<b>31.827</b>	<b>204</b>	247	10	2	1:41.351	22.303	157	46.808	191	32.240	201	248
3	1	1:40.873	22.280	158	46.683	191	31.910	202	250	11	2	1:41.124	22.331	156	46.627	191	32.166	202	249
4	<b>1</b>	<b>1:40.644</b>	<b>22.103</b>	156	46.545	191	31.996	199	251	12	2	1:41.318	22.495	156	46.796	191	32.027	201	249
5	1	1:42.411	22.265	158	<b>46.306</b>	<b>192</b>	33.840	200	<b>252</b>	13	2	1:45.710	22.436	157	46.588	190	36.686	58	250
6	1	1:45.082	22.194	157	46.601	190	36.287	57	250	14	1	2:49.378	1:26.468	156	46.515	190	36.395	57	252
7	2	4:43.764	3:23.858	151	47.583	190	32.323	201	249	15	2	2:50.995	1:26.951	154	47.175	186	36.869	58	252
8	2	1:41.519	22.397	157	46.962	191	32.160	202	249	16	1	2:49.366	1:26.644	158	46.755	190	35.967	58	248





# ADAC GT Masters

## Sector List Free Practice 2



Provisional

Hockenheimring, Length: 4574m

Air temperature: 25.55°C

Track temperature: 33.6°C

Weather condition: Dry

**DMSB** Reg. Nr.: R-11498/20

Friday, September 18, 2020 16:05:00

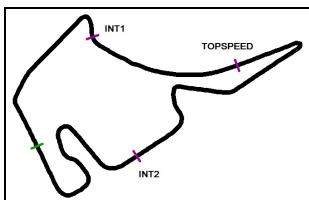
Lap Id	Time	SE1	SP1	SE2	SP2	SE3	SP3	TSP	Lap Id	Time	SE1	SP1	SE2	SP2	SE3	SP3	TSP		
<b>18</b>	Fittje, DEU(#1) / Jahn, DEU(#2)								<b>theoretical besttime: 1:40.358</b>										
1	2	1:58.597	35.070	135	50.515	186	33.012	199	232	14	1	5:17.523	3:50.513	136	51.377	186	35.633	198	169
2	2	1:43.302	23.174	157	47.220	189	32.908	201	246	15	1	1:58.472	23.058	159	47.065	190	48.349	46	247
3	2	1:42.001	22.467	158	47.190	187	32.344	202	248	16	1	5:50.432	4:23.964	151	52.048	191	34.420	199	246
4	2	1:42.298	22.665	155	47.554	190	32.079	202	249	17	1	1:42.422	22.480	153	47.618	189	32.324	201	245
5	2	1:59.377	22.227	158	46.752	186	50.398	58	<b>250</b>	18	1	1:40.820	22.115	157	46.785	187	31.920	200	248
6	2	5:11.374	3:52.295	156	46.918	189	32.161	201	249	19	1	1:40.666	22.210	156	<b>46.458</b>	<b>192</b>	31.998	201	248
7	2	1:41.567	22.506	157	46.975	189	32.086	<b>203</b>	250	20	1	<b>1:40.559</b>	22.206	157	46.514	191	<b>31.839</b>	<b>202</b>	249
8	2	1:41.277	22.348	159	46.897	190	32.032	201	250	21	1	1:41.062	22.262	157	46.877	193	31.923	202	248
9	2	1:41.466	22.418	156	46.925	190	32.123	201	249	22	1	1:40.576	<b>22.061</b>	<b>157</b>	46.602	193	31.913	201	249
10	2	1:41.412	22.278	158	46.891	190	32.243	201	248	23	1	1:49.803	23.690	131	48.347	191	37.766	58	245
11	2	1:45.830	22.569	157	46.903	188	36.358	58	248	24	1	4:38.728	3:13.314	156	47.621	183	37.793	58	246
12	2	3:45.793	2:24.733	151	48.297	185	32.763	200	249	25	2	2:51.623	1:26.604	159	46.965	175	38.054	58	249
13	2	1:47.160	22.748	154	47.258	188	37.154	58	247										

Lap Id	Time	SE1	SP1	SE2	SP2	SE3	SP3	TSP	Lap Id	Time	SE1	SP1	SE2	SP2	SE3	SP3	TSP		
<b>19</b>	Lagrange, BEL(#1) / Schmid, AUT(#2)								<b>theoretical besttime: 1:40.567</b>										
1	1	1:55.925	30.085	147	50.944	185	34.896	195	208	14	1	1:59.639	22.236	156	46.929	190	50.474	55	251
2	1	1:44.400	23.591	156	47.379	177	33.070	200	247	15	2	5:21.160	4:01.943	157	47.075	190	32.142	200	246
3	1	1:42.005	22.812	153	47.027	189	32.166	194	248	16	<b>2</b>	<b>1:40.823</b>	22.112	156	46.807	190	<b>31.904</b>	<b>202</b>	247
4	1	1:41.887	22.604	151	47.291	190	31.992	199	248	17	2	1:44.679	25.081	155	47.323	190	32.275	201	248
5	1	1:54.544	22.493	156	46.937	<b>192</b>	45.114	56	251	18	2	1:40.956	22.196	157	46.675	190	32.085	202	251
6	1	12:38.968	11:09.050	127	55.735	156	34.183	198	185	19	2	1:45.599	25.405	156	48.026	190	32.168	201	240
7	1	1:46.480	23.232	155	49.839	188	33.409	198	204	20	2	1:41.042	22.226	157	46.819	191	31.997	201	250
8	1	1:42.646	22.640	150	47.143	188	32.863	198	248	21	2	1:40.867	<b>22.100</b>	<b>155</b>	46.806	190	31.961	202	251
9	1	1:59.631	25.395	133	56.808	100	37.428	198	201	22	2	1:47.138	22.680	156	46.764	191	37.694	55	251
10	1	1:41.459	22.478	156	47.057	189	31.924	201	250	23	1	2:52.573	1:27.348	156	47.261	189	37.964	56	250
11	1	1:41.435	22.197	156	47.265	190	31.973	202	<b>252</b>	24	1	2:46.530	1:27.481	156	46.890	188	32.159	201	250
12	1	1:41.153	22.313	156	46.916	190	31.924	199	250	25	1	1:51.441	22.167	157	<b>46.563</b>	<b>190</b>	42.711	51	251
13	1	1:41.385	22.263	<b>158</b>	46.956	189	32.166	201	251										

Lap Id	Time	SE1	SP1	SE2	SP2	SE3	SP3	TSP	Lap Id	Time	SE1	SP1	SE2	SP2	SE3	SP3	TSP		
<b>20</b>	Wishofer, AUT(#1) / Boccolacci, FRA(#2)								<b>theoretical besttime: 1:39.409</b>										
1	2	3:12.965	1:45.542	138	53.711	183	33.712	197	202	12	2	2:59.776	1:35.548	141	49.386	186	34.842	193	230
2	2	1:42.579	22.666	154	47.334	186	32.579	200	247	13	2	1:41.840	23.109	154	46.904	190	31.827	201	247
3	2	1:47.493	22.765	150	47.593	188	37.135	58	248	14	2	1:40.647	22.286	155	46.645	190	31.716	202	250
4	1	2:51.420	1:26.787	153	47.269	190	37.364	59	248	15	2	1:40.412	22.173	155	46.690	191	31.549	201	250
5	2	2:48.825	1:28.480	148	47.655	189	32.690	198	248	16	2	1:40.503	22.045	156	46.557	191	31.901	201	251
6	2	1:42.593	22.758	148	47.414	187	32.421	200	250	17	2	1:46.383	22.240	154	46.996	190	37.147	57	<b>252</b>
7	2	1:48.197	24.133	153	47.307	187	36.757	58	250	18	2	4:20.587	2:55.041	132	51.290	183	34.256	197	225
8	1	2:51.805	1:27.125	154	47.528	186	37.152	59	250	19	2	1:51.101	23.191	151	49.597	183	38.313	197	219
9	2	2:52.162	1:27.046	143	47.822	187	37.294	57	248	20	2	1:40.407	22.616	156	46.442	193	31.349	202	247
10	2	4:34.332	3:02.282	128	52.113	171	39.937	57	243	<b>21</b>	<b>2</b>	<b>1:39.409</b>	<b>21.693</b>	<b>154</b>	<b>46.392</b>	<b>193</b>	<b>31.324</b>	<b>202</b>	251
11	2	12:11.622	9:21.166	79	1:45.953	77	1:04.503	50	81	22	2	1:46.212	21.781	156	46.530	194	37.901	58	251

Lap Id	Time	SE1	SP1	SE2	SP2	SE3	SP3	TSP	Lap Id	Time	SE1	SP1	SE2	SP2	SE3	SP3	TSP		
<b>21</b>	Keilwitz, DEU(#1) / Eriksson, SWE(#2)								<b>theoretical besttime: 1:40.691</b>										
1	2	2:54.948	1:22.656	133	56.200	142	36.092	191	187	14	2	2:52.490	1:27.784	155	47.427	187	37.279	58	250
2	2	1:49.920	23.774	146	51.125	177	35.021	194	243	15	1	12:03.479	10:41.115	142	49.371	186	32.993	199	243
3	2	1:48.892	23.625	152	50.736	151	34.531	197	245	16	1	1:41.936	22.669	157	47.104	190	32.163	201	246
4	2	1:43.943	23.055	153	48.177	189	32.711	198	247	17	1	1:41.305	22.352	155	47.114	191	31.839	201	250
5	2	1:44.225	22.915	153	48.298	190	33.012	200	249	18	1	1:40.798	22.298	157	46.753	191	31.747	202	250
6	2	1:44.307	23.146	155	48.205	190	32.956	199	251	19	1	1:42.574	22.428	157	46.900	189	33.246	201	251
7	2	1:55.134	22.999	155	51.519	141	40.616	54	177	20	1	1:41.196	22.370	156	46.902	191	31.924	202	250
8	2	2:47.675	1:26.596	155	48.333	189	32.746	199	248	21	1	1:45.851	22.309	157	46.881	191	36.661	57	250
9	2	1:42.496	22.829	156	47.448	189	32.219	201	249	22	2	2:58.163	1:30.607	146	49.791	191	37.765	59	211
10	2	1:41.896	22.643	156	47.184	191	32.069	201	248	23	2	2:48.020	1:27.567	156	48.403	190	32.050	201	250
11	2	1:41.658	22.650	156	47.118	190	31.890	201	250	24	<b>2</b>	<b>1:40.733</b>	<b>22.245</b>	<b>157</b>	46.794	191	<b>31.694</b>	<b>202</b>	<b>252</b>
12	2	1:54.864	23.013	156	53.477	186	38.374	59	180	25	1	1:46.063	22.459	156	<b>46.752</b>	<b>191</b>	36.852	57	252
13	2	2:53.892	1:28.702	148	47.876	188	37.314	58	244										





# ADAC GT Masters



## Sector List Free Practice 2

Provisional

DMSB Reg. Nr.: R-11498/20

Friday, September 18, 2020 16:05:00

Hockenheimring, Length: 4574m

Air temperature: 25.55°C

Track temperature: 33.6°C

Weather condition: Dry

Lap	Id	Time	SE1	SP1	SE2	SP2	SE3	SP3	TSP	Lap	Id	Time	SE1	SP1	SE2	SP2	SE3	SP3	TSP
<b>22</b>	Stolz, DEU(#1) / Engel, DEU(#2)									<b>theoretical besttime: 1:40.736</b>									
1	2	2:45.590	1:17.145	143	50.287	184	38.158	195	242	11	2	1:45.876	22.298	155	46.909	190	36.669	58	248
2	2	1:43.785	23.163	154	47.708	188	32.914	199	244	12	1	4:34.288	3:15.096	157	46.977	189	32.215	199	248
3	2	1:41.871	22.454	156	46.980	187	32.437	198	248	13	1	1:41.081	22.396	157	46.784	188	31.901	200	<b>251</b>
4	2	1:41.462	22.568	157	47.040	189	31.854	199	248	14	1	1:41.289	22.506	157	46.893	188	31.890	201	251
5	2	1:41.253	22.286	155	46.908	191	32.059	198	249	15	1	1:47.132	22.449	157	47.124	188	37.559	56	249
6	2	1:43.655	22.473	155	47.277	188	33.905	<b>201</b>	250	16	2	2:50.795	1:26.792	156	47.107	189	36.896	58	248
7	2	1:45.944	22.277	156	46.894	190	36.773	58	250	17	1	7:27.587	6:01.515	155	48.224	189	37.848	57	247
8	2	4:27.691	3:08.237	155	47.081	190	32.373	201	248	18	2	2:51.135	1:27.101	155	47.403	190	36.631	58	248
9	2	1:41.010	<b>22.263</b>	156	46.815	190	31.932	201	248	19	1	2:56.716	1:31.880	151	47.614	189	37.222	55	248
10	<b>2</b>	<b>1:40.814</b>	22.341	156	<b>46.752</b>	<b>192</b>	<b>31.721</b>	201	248	20	2	2:52.976	1:26.905	155	49.212	189	36.859	59	247

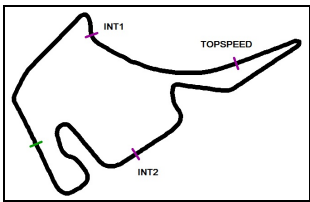
Lap	Id	Time	SE1	SP1	SE2	SP2	SE3	SP3	TSP	Lap	Id	Time	SE1	SP1	SE2	SP2	SE3	SP3	TSP
<b>26</b>	Feller, CHE(#1) / Mücke, DEU(#2)									<b>theoretical besttime: 1:41.092</b>									
1	2	4:08.116	2:42.939	122	51.062	183	34.115	197	237	11	2	6:35.528	5:15.616	154	47.259	188	32.653	199	251
2	2	1:43.106	23.052	155	47.225	188	32.829	198	248	12	2	2:17.810	22.601	154	53.672	79	1:01.537	56	251
3	2	1:42.262	22.666	155	47.211	190	32.385	198	250	13	2	6:04.365	4:42.537	155	48.625	180	33.203	199	249
4	2	1:41.531	22.390	<b>156</b>	46.846	190	32.295	200	251	14	2	1:41.980	22.361	154	47.165	190	32.454	199	251
5	2	1:41.770	22.573	155	46.909	190	32.288	200	<b>252</b>	15	2	1:41.365	22.453	155	46.846	191	<b>32.066</b>	<b>201</b>	251
6	2	1:47.603	22.701	154	47.125	189	37.777	57	252	16	2	1:46.016	22.334	155	46.866	191	36.816	57	252
7	2	9:36.935	8:16.687	151	47.778	190	32.470	199	248	17	2	2:53.583	1:28.097	153	48.302	189	37.184	55	250
8	2	1:41.744	22.460	154	47.037	190	32.247	199	250	18	2	2:52.041	1:26.469	154	47.664	188	37.908	57	251
9	<b>2</b>	<b>1:41.107</b>	<b>22.281</b>	154	<b>46.745</b>	190	32.081	199	251	19	2	3:09.507	1:45.633	155	47.165	190	36.709	57	250
10	2	1:48.706	22.359	155	47.391	149	38.956	58	251	20	2	3:49.132	2:24.801	152	47.195	190	37.136	57	250

Lap	Id	Time	SE1	SP1	SE2	SP2	SE3	SP3	TSP	Lap	Id	Time	SE1	SP1	SE2	SP2	SE3	SP3	TSP
<b>28</b>	Hofer, AUT(#1) / Haase, DEU(#2)									<b>theoretical besttime: 1:40.283</b>									
1	1	3:21.445	1:53.250	128	53.899	183	34.296	195	196	13	1	1:40.447	22.209	154	<b>46.608</b>	<b>189</b>	31.630	201	249
2	1	1:43.200	22.827	154	47.265	186	33.108	200	247	14	1	1:46.605	22.385	154	47.169	186	37.051	59	248
3	1	1:42.171	22.241	154	46.892	188	33.038	199	248	15	2	6:10.620	4:49.374	154	47.224	187	34.022	199	246
4	1	1:41.202	22.201	153	47.111	188	31.890	200	247	16	2	1:41.496	22.612	155	47.080	186	31.804	201	247
5	1	1:42.606	22.786	149	46.999	189	32.821	199	248	17	2	1:41.230	22.431	155	46.980	188	31.819	200	249
6	1	1:41.482	22.438	153	46.998	188	32.046	199	<b>248</b>	18	2	1:40.725	22.243	155	46.821	188	31.661	200	248
7	1	1:41.015	22.255	153	46.799	189	31.961	199	<b>251</b>	19	2	1:40.544	22.242	155	46.670	190	31.632	200	249
8	1	1:45.863	22.344	151	46.937	188	36.582	59	251	20	2	1:46.571	22.111	155	47.016	180	37.444	58	249
9	1	8:57.173	7:32.870	152	47.306	189	36.997	58	244	21	2	5:45.914	4:20.646	153	48.288	105	36.980	198	248
10	1	3:50.846	2:30.372	152	47.056	189	33.418	199	247	22	2	1:40.832	22.300	154	46.722	187	31.810	200	248
11	1	1:40.890	22.331	154	46.672	189	31.887	199	250	23	2	1:40.795	22.248	155	46.683	189	31.864	199	250
12	1	1:40.856	22.161	154	46.793	189	31.902	199	250	24	<b>2</b>	<b>1:40.311</b>	<b>22.082</b>	<b>156</b>	46.636	190	<b>31.593</b>	<b>201</b>	250

Lap	Id	Time	SE1	SP1	SE2	SP2	SE3	SP3	TSP	Lap	Id	Time	SE1	SP1	SE2	SP2	SE3	SP3	TSP
<b>29</b>	Schramm, DEU(#1) / Mies, DEU(#2)									<b>theoretical besttime: 1:40.724</b>									
1	1	1:55.393	33.589	144	48.621	184	33.183	195	235	13	2	1:46.141	22.218	154	47.182	189	36.741	58	250
2	1	1:43.657	23.637	153	47.528	184	32.492	199	246	14	2	6:52.458	5:31.765	154	47.303	186	33.390	200	250
3	1	1:41.742	22.563	154	47.113	186	32.066	199	246	15	2	1:58.624	22.332	154	46.925	187	49.367	59	249
4	1	1:41.251	22.373	155	46.998	188	31.880	198	248	16	2	10:45.569	9:24.732	153	48.694	187	32.143	200	228
5	1	1:41.350	22.307	<b>155</b>	47.034	190	32.009	199	248	17	2	1:41.011	22.308	155	46.810	189	31.893	201	250
6	1	1:46.906	22.503	154	47.198	190	37.205	59	250	18	<b>2</b>	<b>1:40.852</b>	<b>22.130</b>	<b>154</b>	46.846	191	31.876	200	249
7	2	6:09.740	4:45.837	154	47.229	187	36.674	201	247	19	2	1:46.153	22.140	154	47.397	186	36.616	58	250
8	2	1:42.658	22.296	154	47.910	187	32.452	200	249	20	1	3:54.503	2:35.138	153	47.189	187	32.176	198	248
9	2	1:41.251	22.173	154	47.230	189	<b>31.848</b>	<b>201</b>	247	21	1	1:41.753	22.534	154	47.174	190	32.045	199	<b>251</b>
10	2	1:40.886	22.169	154	<b>46.746</b>	189	31.971	197	248	22	1	1:41.582	22.306	154	47.178	187	32.098	199	249
11	2	1:44.280	22.274	155	47.005	184	35.001	199	249	23	1	1:41.394	22.318	154	46.962	189	32.114	199	249
12	2	1:41.209	22.242	154	46.988	190	31.979	201	249										

Lap	Id	Time	SE1	SP1	SE2	SP2	SE3	SP3	TSP	Lap	Id	Time	SE1	SP1	SE2	SP2	SE3	SP3	TSP
<b>30</b>	Ineichen, CHE(#1) / Bortolotti, ITA(#2)									<b>theoretical besttime: 1:40.667</b>									
1	1	3:25.453	2:04.201	139	48.664	187	32.588	199	240	11	1	1:46.821	22.581	155	47.276	187	36.964	57	248
2	1	1:42.030	22.483	155	47.508	189	32.039	201	246	12	2	2:49.873	1:28.732	156	46.971	191	34.170	199	248
3	1	1:41.287	22.345	155	46.842	188	32.100	201	248	13	2	1:47.445	22.785	156	46.989	165	37.671	199	249
4	1	1:42.050	22.264	156	47.112	189	32.674	<b>202</b>	251	14	2	1:41.048	22.261	156	46.905	189	31.882	201	250
5	1	1:41.150	22.382	155	46.886	190	31.882	201	250	15	2	1:40.933	22.264	155	46.773	192	31.896	201	251
6	1	1:41.687	22.567	155	47.014	189	32.106	200	251	16	2	1:49.631	23.200	156	47.280	187	39.151	202	252
7	1	1:41.710	22.262	156	47.018	189	32.430	200	251	17	<b>2</b>	<b>1:40.667</b>	<b>22.115</b>	<b>155</b>	<b>46.765</b>	<b>191</b>	<b>31.787</b>	<b>200</b>	250
8	1	1:41.654	22.483	154	46.997	188	32.174	202	<b>252</b>	18	2	1:45.665	22.248	157	46.815	189	36.602	58	251
9	1	1:41.327	22.223	155	47.055	190	32.049	201	251	19	1	4:10.772	1:27.419	124	1:40.365	79	1:02.988	52	79





Hockenheimring, Length: 4574m  
 Air temperature: 25.55°C  
 Track temperature: 33.6°C  
 Weather condition: Dry

# ADAC GT Masters

## Sector List Free Practice 2

Provisional

**DMSB** Reg. Nr.: R-11498/20



Friday, September 18, 2020 16:05:00

Lap	Id	Time	SE1	SP1	SE2	SP2	SE3	SP3	TSP	Lap	Id	Time	SE1	SP1	SE2	SP2	SE3	SP3	TSP
10	1	1:41.619	22.470	156	47.037	188	32.112	201	250										

### 31 Niederhauser, CHE(#1) / van der Linde, ZAF(#2)

theoretical besttime: 1:39.310

1	1	8:15.593	6:40.017	135	55.421	184	40.155	58	169	13	1	1:45.572	21.863	155	46.677	184	37.032	201	<b>252</b>
2	1	2:49.149	1:27.852	150	48.221	188	33.076	195	248	14	1	1:54.897	21.988	156	46.427	190	46.482	47	251
3	1	1:43.732	23.297	154	47.657	186	32.778	196	248	15	2	8:10.414	6:45.443	153	47.968	187	37.003	58	245
4	1	1:41.970	22.621	156	47.074	187	32.275	201	249	16	2	2:48.563	1:26.561	153	48.412	130	33.590	200	249
5	1	1:40.958	22.366	156	46.798	183	31.794	<b>203</b>	251	17	2	1:41.284	21.948	154	46.426	189	32.910	203	250
6	1	1:40.882	22.128	155	46.870	188	31.884	202	249	18	2	1:39.659	<b>21.661</b>	<b>155</b>	46.444	192	31.554	201	251
7	1	1:40.541	22.120	155	46.768	190	31.653	202	248	19	2	1:46.278	21.794	155	49.554	176	34.930	202	251
8	1	1:45.742	22.237	155	46.651	190	36.854	58	248	20	2	1:39.852	21.762	155	46.626	189	31.464	201	250
9	1	5:36.961	4:10.968	136	53.188	186	32.805	199	174	21	2	1:39.789	21.802	155	46.540	190	31.447	201	251
10	1	1:41.279	22.696	154	46.749	188	31.834	199	249	22	2	1:39.770	21.902	155	46.397	190	31.471	201	252
11	1	1:41.543	22.360	156	47.360	189	31.823	202	250	23	2	<b>1:39.327</b>	21.678	155	<b>46.288</b>	<b>192</b>	<b>31.361</b>	<b>202</b>	252
12	1	1:39.677	21.835	156	46.368	191	31.474	202	251	24	2	1:53.181	23.706	154	50.129	177	39.346	59	220

### 32 Weerts, BEL(#1) / Vanthoor, BEL(#2)

theoretical besttime: 1:41.215

1	2	2:47.401	1:12.103	141	57.925	181	37.373	182	170	12	1	1:43.932	23.309	153	48.076	188	32.547	199	249
2	2	2:02.563	27.397	153	59.139	171	36.027	157	149	13	1	1:50.343	24.642	146	47.986	187	37.715	58	244
3	2	1:54.667	27.118	145	54.198	183	33.351	192	188	14	1	2:42.931	1:22.954	154	47.655	187	32.322	199	248
4	2	1:54.954	23.175	154	53.392	189	38.387	58	127	15	1	3:58.390	26.816	83	2:30.382	78	1:01.192	58	78
5	2	3:35.548	2:14.779	154	48.621	189	32.148	199	240	16	1	12:22.901	10:52.320	151	52.139	188	38.442	198	206
6	2	1:42.286	22.673	154	47.517	<b>191</b>	32.096	<b>200</b>	249	17	1	1:41.920	22.757	154	47.172	187	31.991	199	245
7	2	1:41.552	<b>22.318</b>	<b>155</b>	47.243	190	<b>31.991</b>	200	250	18	1	1:50.949	22.357	154	47.007	190	41.585	57	248
8	2	<b>1:41.313</b>	22.382	154	<b>46.906</b>	190	32.025	200	250	19	2	2:50.987	1:27.318	154	47.147	189	36.522	58	<b>250</b>
9	2	1:53.872	23.234	144	51.751	187	38.887	58	177	20	1	2:47.336	1:26.685	154	46.970	189	33.681	199	250
10	1	6:38.538	5:13.281	149	51.650	181	33.607	196	233	21	1	1:41.440	22.385	154	47.031	188	32.024	199	249
11	1	1:48.304	23.289	153	52.133	183	32.882	198	166										

### 33 Sалаquarda, CZE(#1) / Stippler, DEU(#2)

theoretical besttime: 1:40.024

1	1	2:40.037	1:13.001	141	51.661	174	35.375	195	212	13	1	1:40.588	22.215	155	46.562	190	31.811	200	253
2	1	1:44.221	23.131	155	48.402	186	32.688	199	247	14	1	1:40.364	22.032	156	46.499	191	31.833	199	<b>254</b>
3	1	1:42.405	22.533	153	47.391	186	32.481	199	249	15	1	1:40.523	22.116	155	46.621	187	31.786	202	254
4	1	1:42.249	22.634	153	47.280	187	32.335	198	249	16	1	1:49.320	22.105	155	47.493	187	39.722	57	251
5	1	1:42.424	22.523	153	47.151	187	32.750	198	251	17	2	7:34.256	6:13.938	155	47.467	187	32.851	199	246
6	1	1:42.233	22.643	151	47.235	187	32.355	198	250	18	2	1:41.022	22.510	155	46.743	188	31.769	202	250
7	1	1:47.499	22.571	152	47.429	185	37.499	57	252	19	2	1:40.496	22.181	155	46.561	189	31.754	202	251
8	1	2:55.817	1:29.799	150	47.806	187	38.212	58	252	20	2	<b>1:40.151</b>	22.119	156	<b>46.428</b>	<b>192</b>	<b>31.604</b>	<b>202</b>	252
9	1	6:59.387	5:26.356	127	57.181	150	35.850	192	212	21	2	1:40.366	<b>21.992</b>	<b>156</b>	46.588	191	31.786	199	252
10	1	1:45.862	23.698	152	49.746	186	32.418	199	202	22	2	1:40.457	22.076	155	46.667	189	31.714	202	251
11	1	1:40.783	22.254	155	46.776	189	31.753	201	251	23	2	1:46.933	22.235	155	46.995	187	37.703	58	250
12	1	1:40.622	22.175	154	46.784	191	31.663	202	251										

### 36 Dienst, DEU(#1) / Frommenwiler, CHE(#2)

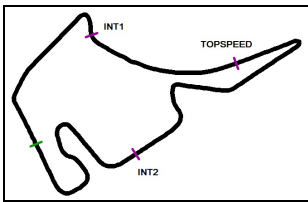
theoretical besttime: 1:40.180

1	1	2:27.228	1:00.116	126	53.181	183	33.931	198	235	12	1	<b>1:40.269</b>	<b>22.034</b>	<b>157</b>	46.659	192	<b>31.576</b>	<b>202</b>	250
2	1	1:44.245	23.118	150	48.102	187	33.025	198	246	13	1	1:46.318	22.267	155	46.730	191	37.321	58	251
3	1	1:43.086	22.951	151	47.495	188	32.640	200	249	14	2	3:32.815	1:32.892	154	56.222	70	1:03.701	58	248
4	1	1:47.782	22.829	155	47.441	188	37.512	58	248	15	2	4:33.563	3:13.574	154	47.517	187	32.472	199	246
5	1	4:43.259	3:04.537	123	55.960	128	42.762	50	166	16	2	1:41.725	22.475	155	47.049	189	32.201	199	247
6	1	2:55.012	1:31.198	140	50.236	190	33.578	199	188	17	2	1:41.424	22.487	156	46.833	190	32.104	198	250
7	1	1:41.079	22.498	156	46.812	191	31.769	<b>203</b>	250	18	2	1:41.653	22.477	156	47.235	191	31.941	201	249
8	1	1:40.599	22.194	156	<b>46.570</b>	191	31.835	202	<b>252</b>	19	2	1:41.136	22.388	156	46.883	191	31.865	200	250
9	1	1:46.003	22.317	156	46.821	191	36.865	58	249	20	2	1:41.261	22.391	156	46.796	192	32.074	200	250
10	1	7:25.496	6:06.236	154	47.257	190	32.003	200	246	21	2	1:41.431	22.378	157	46.808	189	32.245	200	250
11	1	1:40.581	22.263	156	46.683	191	31.635	202	249	22	2	1:53.701	22.485	154	48.655	166	42.561	57	248

### 47 Dontje, NLD(#1) / Götz, DEU(#2)

theoretical besttime: 1:39.717

1	1	2:21.865	54.210	131	49.600	185	38.055	58	241	13	1	1:40.246	<b>21.875</b>	<b>157</b>	46.579	191	31.792	201	251
2	2	2:54.059	1:27.685	155	47.775	177	38.599	58	247	14	1	1:45.591	22.116	159	46.604	190	36.871	58	251
3	1	2:47.732	1:27.786	156	47.499	189	32.447	198	247	15	2	4:27.441	2:33.455	153	53.912	79	1:00.074	59	241
4	1	1:42.207	22.555	157	47.174	190	32.478	199	248	16	2	5:06.288	3:45.083	157	47.469	188	33.736	201	247
5	1	1:42.121	22.549	157	47.297	189	32.275	198	250	17	2	1:44.837	22.161	156	46.904	190	35.772	201	250



# ADAC GT Masters

## Sector List Free Practice 2

Provisional



Hockenheimring, Length: 4574m

Air temperature: 25.55°C

Track temperature: 33.6°C

Weather condition: Dry

DMSB Reg. Nr.: R-11498/20

Friday, September 18, 2020 16:05:00

Lap	Id	Time	SE1	SP1	SE2	SP2	SE3	SP3	TSP	Lap	Id	Time	SE1	SP1	SE2	SP2	SE3	SP3	TSP
6	1	1:42.463	22.807	157	47.337	189	32.319	198	250	18	2	1:40.392	22.170	157	46.693	192	31.529	202	249
7	1	1:42.299	22.684	156	47.305	188	32.310	199	249	19	2	1:44.826	22.108	158	49.353	144	33.365	201	<b>251</b>
8	1	1:42.318	22.598	157	47.265	190	32.455	201	250	20	2	1:40.107	22.058	158	46.543	193	31.506	202	250
9	1	1:47.211	22.739	156	47.451	186	37.021	58	249	<b>21</b>	<b>2</b>	<b>1:39.896</b>	22.054	156	<b>46.368</b>	<b>193</b>	<b>31.474</b>	<b>202</b>	251
10	1	6:43.640	5:15.158	131	54.287	185	34.195	199	195	22	2	1:45.206	21.927	157	46.715	193	36.564	58	251
11	1	1:43.511	22.402	156	46.820	191	34.289	200	250	23	2	3:50.848	2:25.838	154	47.644	189	37.366	58	246
12	1	1:40.347	22.063	157	46.637	191	31.647	201	250	24	1	2:52.152	1:27.739	156	47.156	189	37.257	58	250

### 48 Ellis, GBR(#1) / Marciello, ITA(#2)

theoretical besttime: 1:40.261

1	1	3:41.159	2:11.614	138	51.865	186	37.680	56	223	10	1	1:40.409	<b>22.091</b>	<b>156</b>	<b>46.576</b>	<b>191</b>	31.742	203	<b>251</b>
2	2	2:52.606	1:27.890	156	47.780	188	36.936	58	248	11	1	1:49.216	22.181	155	49.132	190	37.903	57	225
3	2	2:53.309	1:27.663	150	48.204	189	37.442	57	247	12	2	2:46.739	1:26.384	156	47.785	189	32.570	198	248
4	2	2:53.815	1:28.195	156	48.751	188	36.869	58	249	13	2	3:27.014	44.358	78	1:39.444	79	1:03.212	52	79
5	1	6:35.272	4:57.609	133	58.477	120	39.186	172	176	14	2	3:59.705	2:39.771	155	47.096	189	32.838	202	244
6	1	1:51.376	23.836	156	47.963	186	39.577	59	244	15	2	1:40.780	22.353	156	46.833	191	<b>31.594</b>	<b>201</b>	248
7	1	4:38.052	3:17.817	145	48.206	188	32.029	202	241	16	<b>2</b>	<b>1:40.390</b>	22.141	155	46.617	192	31.632	199	250
8	1	1:44.837	22.319	156	46.731	190	35.787	202	248	17	2	1:46.865	22.266	156	47.575	191	37.024	58	251
9	1	1:40.423	22.140	156	46.599	191	31.684	202	250										

### 63 Costa Balboa, ESP(#1) / Perera, FRA(#2)

theoretical besttime: 1:40.488

1	2	3:47.445	2:11.074	142	54.637	182	41.734	54	186	11	2	1:47.672	23.917	155	50.051	190	33.704	198	222
2	2	3:30.024	2:08.723	146	48.154	190	33.147	200	227	12	2	1:44.033	23.202	157	48.355	191	32.476	201	246
3	2	1:44.880	22.578	159	47.953	185	34.349	201	251	13	2	1:50.250	22.474	158	48.414	187	39.362	55	251
4	2	1:41.871	22.578	156	46.937	189	32.356	202	252	14	1	2:59.586	1:39.475	138	47.815	190	32.296	202	247
5	2	1:41.318	22.375	158	46.876	192	32.067	199	254	15	1	1:41.810	22.447	157	47.103	189	32.260	201	252
6	2	1:40.845	22.289	158	46.628	191	31.928	<b>203</b>	<b>255</b>	16	1	1:40.963	22.307	159	46.597	191	32.059	202	254
7	2	1:41.229	22.428	157	46.572	192	32.229	191	252	17	1	1:40.903	22.295	159	46.676	193	31.932	202	253
8	2	1:40.956	22.520	157	46.664	191	<b>31.772</b>	203	252	18	<b>1</b>	<b>1:40.708</b>	22.259	159	46.567	193	31.882	202	254
9	2	1:46.555	22.312	158	46.718	190	37.525	55	252	19	1	1:41.179	<b>22.186</b>	<b>159</b>	<b>46.530</b>	<b>188</b>	32.463	201	254
10	2	24:27.858	23:02.310	144	51.184	178	34.364	196	198										

### 71 Paul, DEU(#1) / Langeveld, NLD(#2)

theoretical besttime: 1:40.652

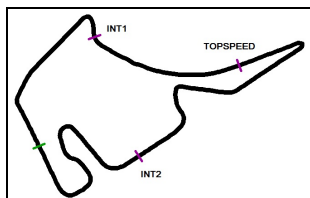
1	2	2:04.672	36.124	127	50.505	183	38.043	59	242	16	<b>1</b>	<b>1:40.756</b>	22.209	156	46.752	189	<b>31.795</b>	<b>201</b>	250
2	2	2:49.182	1:28.142	150	48.369	185	32.671	199	246	17	1	1:40.798	<b>22.194</b>	<b>157</b>	46.703	189	31.901	202	250
3	2	1:47.906	22.752	147	47.825	185	37.329	59	248	18	1	2:21.947	22.775	151	53.490	119	1:05.682	43	241
4	2	3:43.959	2:16.659	137	52.606	184	34.694	186	192	19	1	6:35.752	5:05.469	140	48.769	169	41.514	198	244
5	2	1:44.392	23.943	154	47.983	187	32.466	198	247	20	1	1:41.998	22.655	153	47.202	188	32.141	201	247
6	2	1:41.560	22.407	155	46.924	187	32.229	199	249	21	2	1:42.840	22.450	155	47.877	183	32.513	201	250
7	2	1:41.136	22.303	156	46.801	189	32.032	200	250	22	2	1:41.311	22.228	154	47.006	189	32.077	200	251
8	2	1:41.369	22.238	153	46.921	189	32.210	201	250	23	2	1:41.252	22.266	155	46.911	189	32.075	201	251
9	2	1:41.563	22.451	155	46.888	188	32.224	200	248	24	2	1:45.349	22.341	152	48.167	155	34.841	199	249
10	2	1:41.521	22.439	154	46.942	189	32.140	201	248	25	2	1:42.064	22.386	155	47.464	189	32.214	201	248
11	2	1:41.200	22.339	156	46.774	190	32.087	200	249	26	2	1:41.606	22.333	154	46.958	189	32.315	199	250
12	2	1:46.145	22.426	156	46.981	189	36.738	60	249	27	2	1:46.094	22.642	157	46.908	190	36.544	60	250
13	1	3:33.546	2:12.374	151	48.942	187	32.230	199	245	28	1	2:48.306	1:28.047	150	48.007	188	32.252	199	248
14	1	1:41.047	22.246	155	46.808	189	31.993	201	<b>251</b>	29	1	1:46.265	22.355	155	46.922	188	36.988	59	250
15	1	1:40.873	22.206	154	<b>46.663</b>	<b>190</b>	32.004	200	250										

### 72 Schöll, AUT(#1) / Pepper, ZAF(#2)

theoretical besttime: 1:39.444

1	2	2:03.899	40.205	128	50.514	184	33.180	198	233	11	2	1:41.082	21.879	161	46.857	189	32.346	203	<b>257</b>
2	2	1:47.737	23.129	154	47.641	188	36.967	59	248	12	2	1:52.575	21.877	158	46.639	191	44.059	46	252
3	2	2:56.132	1:28.105	143	49.936	186	38.091	58	249	13	1	6:04.443	4:42.973	150	48.819	189	32.651	200	227
4	2	2:52.158	1:27.844	154	47.444	189	36.870	55	253	14	1	1:41.590	22.301	159	47.447	192	31.842	201	247
5	1	2:54.554	1:27.625	152	48.208	186	38.721	59	251	15	1	1:41.196	22.149	156	47.100	192	31.947	203	251
6	2	2:51.330	1:27.053	155	47.338	190	36.939	54	253	16	1	1:41.518	22.118	151	47.168	190	32.232	202	251
7	2	11:38.711	10:11.135	146	54.371	183	33.205	200	208	17	1	1:41.309	22.188	155	47.033	191	32.088	202	251
8	2	1:41.670	22.176	156	47.114	190	32.380	202	248	18	1	1:41.438	22.177	155	47.255	192	32.006	202	251
9	2	1:39.836	21.889	156	46.532	<b>193</b>	31.415	<b>203</b>	252	19	1	1:43.530	22.400	157	47.153	193	33.977	185	251
10	<b>2</b>	<b>1:39.444</b>	<b>21.815</b>	158	<b>46.377</b>	193	<b>31.252</b>	202	252	20	1	1:48.525	23.109	157	47.258	191	38.158	59	251





# ADAC GT Masters

## Sector List Free Practice 2

Provisional



Hockenheimring, Length: 4574m

Air temperature: 25.55°C

Track temperature: 33.6°C

Weather condition: Dry

DMSB Reg. Nr.: R-11498/20

Friday, September 18, 2020 16:05:00

Lap	Id	Time	SE1	SP1	SE2	SP2	SE3	SP3	TSP	Lap	Id	Time	SE1	SP1	SE2	SP2	SE3	SP3	TSP
<b>77</b>	Pommer, DEU(#1) / Schmidt, CHE(#2)									<b>theoretical besttime: 1:40.439</b>									
1	1	3:15.147	1:43.172	127	57.410	178	34.565	201	195	12	1	1:44.328	22.376	159	49.582	188	32.370	205	188
2	1	1:50.941	23.388	160	48.380	173	39.173	58	248	13	1	1:41.032	22.326	160	46.741	190	31.965	202	252
3	1	2:54.188	1:28.918	154	48.067	186	37.203	58	246	14	1	3:06.005	23.430	76	1:41.323	78	1:01.252	58	79
4	1	2:50.907	1:27.084	159	47.056	190	36.767	58	253	15	1	6:03.802	4:33.172	161	58.485	188	32.145	203	252
5	2	9:17.971	7:55.037	158	50.623	186	32.311	204	229	16	1	1:41.333	22.269	160	46.910	189	32.154	204	250
6	<b>2</b>	<b>1:40.702</b>	<b>22.030</b>	160	46.774	189	<b>31.898</b>	203	248	17	1	1:43.174	22.207	160	46.728	184	34.239	203	251
7	2	1:40.961	22.131	159	46.579	190	32.251	203	251	18	1	1:41.191	22.466	160	46.660	191	32.065	201	252
8	2	1:40.795	22.143	159	46.547	189	32.105	203	252	19	1	1:46.626	22.183	161	47.713	190	36.730	58	251
9	2	1:45.603	22.297	160	46.603	186	36.703	58	<b>255</b>	20	2	2:52.512	1:27.479	160	46.948	188	38.085	58	254
10	1	2:45.641	1:26.980	161	46.763	188	31.898	202	254	21	2	2:52.720	1:28.211	159	47.074	187	37.435	57	251
11	1	1:40.717	22.206	159	<b>46.511</b>	188	32.000	203	252										

Lap	Id	Time	SE1	SP1	SE2	SP2	SE3	SP3	TSP	Lap	Id	Time	SE1	SP1	SE2	SP2	SE3	SP3	TSP
<b>82</b>	Zimmermann, DEU(#1) / Schothorst, NLD(#2)									<b>theoretical besttime: 1:40.264</b>									
1	2	2:15.264	35.573	112	1:01.599	170	38.092	190	192	12	1	3:00.507	1:39.728	147	47.207	190	33.572	201	249
2	2	1:54.256	25.758	144	53.744	185	34.754	196	195	13	1	1:40.693	22.256	157	46.609	189	31.828	202	251
3	2	1:47.944	23.608	152	50.062	186	34.274	194	247	14	1	1:40.921	22.249	158	<b>46.576</b>	<b>190</b>	32.096	200	252
4	2	2:17.257	27.892	144	1:02.656	158	46.709	55	152	15	1	1:40.976	22.275	156	46.804	188	31.897	201	250
5	2	5:25.529	3:58.726	132	53.764	186	33.039	199	184	16	1	1:45.480	22.288	158	50.414	184	32.778	201	<b>254</b>
6	2	1:47.408	22.507	157	49.740	188	35.161	200	250	17	1	1:59.385	22.261	158	46.748	189	50.376	51	252
7	<b>2</b>	<b>1:40.599</b>	22.337	158	46.657	192	<b>31.605</b>	<b>202</b>	249	18	1	5:26.526	4:05.824	156	47.104	189	33.598	201	248
8	2	1:42.253	<b>22.083</b>	157	46.616	187	33.554	202	250	19	1	1:41.267	22.390	158	46.839	192	32.038	201	248
9	2	1:41.533	22.445	157	46.938	192	32.150	202	249	20	1	1:42.648	22.298	157	46.676	189	33.674	202	251
10	2	1:40.704	22.182	157	46.705	<b>193</b>	31.817	201	250	21	1	1:41.078	22.324	158	46.844	191	31.910	201	250
11	2	1:49.035	22.260	<b>158</b>	47.699	186	39.076	55	248	22	1	1:46.971	22.339	157	46.885	190	37.747	55	251

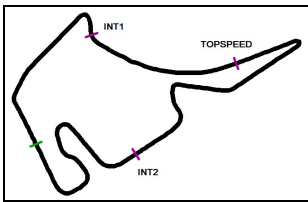
Lap	Id	Time	SE1	SP1	SE2	SP2	SE3	SP3	TSP	Lap	Id	Time	SE1	SP1	SE2	SP2	SE3	SP3	TSP
<b>91</b>	Joos, DEU(#1) / Holzer, DEU(#2)									<b>theoretical besttime: 1:40.026</b>									
1	1	2:40.842	44.401	116	1:14.672	107	41.769	152	103	12	1	1:41.180	22.342	158	46.661	190	32.177	200	248
2	1	2:06.550	27.603	129	1:00.651	139	38.296	172	176	13	1	1:41.564	22.353	158	46.691	191	32.520	200	<b>248</b>
3	1	2:00.376	26.660	139	58.143	162	35.573	194	167	14	1	1:41.654	22.238	158	46.641	190	32.775	200	248
4	1	1:44.949	23.710	142	48.006	186	33.233	199	241	15	1	1:41.186	22.207	158	46.703	190	32.276	201	248
5	1	1:56.948	24.213	142	52.541	171	40.194	53	207	16	1	3:26.876	42.724	75	1:39.740	78	1:04.412	54	79
6	1	2:55.809	1:27.319	148	50.066	186	38.424	53	244	17	2	3:48.216	2:27.171	152	48.278	188	32.767	201	243
7	1	2:52.388	1:26.847	153	48.471	186	37.070	54	244	18	2	1:40.737	22.250	157	46.786	191	31.701	201	245
8	1	2:52.137	1:27.236	153	47.730	187	37.171	54	247	19	2	1:40.268	22.132	158	46.612	190	<b>31.524</b>	<b>202</b>	246
9	1	2:50.769	1:26.256	153	47.366	189	37.147	54	244	20	<b>2</b>	<b>1:40.148</b>	<b>22.005</b>	<b>158</b>	<b>46.497</b>	<b>194</b>	31.646	201	247
10	1	4:42.058	3:17.688	134	51.682	183	32.688	200	210	21	2	1:46.883	22.113	157	46.787	192	37.983	52	247
11	1	1:41.030	22.452	157	46.726	189	31.852	199	246										

Lap	Id	Time	SE1	SP1	SE2	SP2	SE3	SP3	TSP	Lap	Id	Time	SE1	SP1	SE2	SP2	SE3	SP3	TSP
<b>92</b>	Engelhart, DEU(#1) / Ammermüller, DEU(#2)									<b>theoretical besttime: 1:40.678</b>									
1	2	1:52.036	28.927	145	49.998	186	33.111	199	244	16	1	1:41.268	22.279	157	46.901	189	32.088	201	252
2	2	1:43.540	22.489	157	47.846	187	33.205	201	248	17	1	1:41.128	22.371	157	46.721	189	32.036	202	251
3	<b>2</b>	<b>1:40.705</b>	<b>22.050</b>	156	46.691	189	<b>31.964</b>	<b>202</b>	248	18	1	1:41.262	22.427	157	46.688	189	32.147	201	250
4	2	1:41.195	22.387	157	46.703	190	32.105	199	248	19	1	1:46.725	22.490	156	46.989	188	37.246	57	252
5	2	1:40.894	22.088	157	46.790	190	32.016	201	250	20	1	7:25.193	6:05.189	154	47.487	189	32.517	201	247
6	2	1:41.110	22.294	156	46.670	<b>191</b>	32.146	201	252	21	1	1:42.064	22.506	157	47.136	189	32.422	201	248
7	2	1:41.228	22.245	155	46.891	190	32.092	200	250	22	1	1:41.647	22.317	157	46.973	189	32.357	202	250
8	2	1:40.912	22.175	156	<b>46.664</b>	189	32.073	201	251	23	1	1:41.381	22.344	156	46.995	190	32.042	202	250
9	2	1:41.443	22.413	155	46.818	190	32.212	201	<b>253</b>	24	1	1:46.311	22.240	156	46.920	190	37.151	58	250
10	2	1:41.181	22.310	156	46.782	190	32.089	202	252	25	2	2:46.567	1:27.234	156	47.057	189	32.276	201	250
11	2	1:41.227	22.248	156	46.765	189	32.214	201	252	26	2	1:41.846	22.366	156	47.067	188	32.413	200	250
12	2	1:45.533	22.304	156	46.879	189	36.350	56	249	27	2	1:42.819	22.547	156	47.769	188	32.503	200	248
13	1	2:47.379	1:27.981	153	46.913	189	32.485	202	252	28	2	1:41.554	22.423	157	47.005	190	32.126	200	251
14	1	1:42.076	22.330	155	47.181	184	32.565	201	253	29	2	1:46.460	22.437	157	47.085	189	36.938	57	252
15	1	1:41.588	22.286	157	46.975	187	32.327	201	252	30	1	2:46.038	1:26.935	158	46.910	190	32.193	202	251

Lap	Id	Time	SE1	SP1	SE2	SP2	SE3	SP3	TSP	Lap	Id	Time	SE1	SP1	SE2	SP2	SE3	SP3	TSP
<b>99</b>	Renauer, DEU(#1) / Müller, DEU(#2)									<b>theoretical besttime: 1:39.775</b>									
1	1	2:31.984	53.139	119	1:00.344	161	38.501	194	172	14	1	1:40.302	22.020	158	46.429	192	31.853	202	<b>254</b>
2	1	1:59.499	25.061	149	55.422	174	39.016	200	160	15	1	1:40.428	22.239	157	46.456	194	31.733	204	252
3	1	1:52.650	24.569	157	51.197	180	36.884	197	178	16	1	<b>1:39.857</b>	21.997	156	<b>46.280</b>	<b>193</b>	<b>31.580</b>	<b>204</b>	252
4	1	1:51.857	24.254	157	53.884	189	33.719	199	170	17	1	1:46.734	<b>21.915</b>	<b>157</b>	46.345	193	38.474	46	252
5	1	1:45.393	23.303	155	48.719	190	33.371	199	248	18	1	13:32.193	12:13.261	157	46.791	193	32.141	204	250







# ADAC GT Masters

## Sector List Free Practice 2

Provisional



Hockenheimring, Length: 4574m

Air temperature: 25.55°C

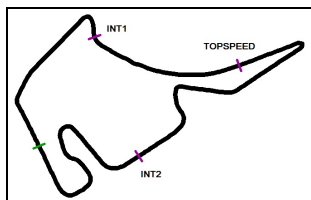
Track temperature: 33.6°C

Weather condition: Dry

**DMSB** Reg. Nr.: R-11498/20

Friday, September 18, 2020 16:05:00

Lap	Id	Time	SE1	SP1	SE2	SP2	SE3	SP3	TSP	Lap	Id	Time	SE1	SP1	SE2	SP2	SE3	SP3	TSP
6	1	1:43.578	23.024	155	47.864	190	32.690	202	251	19	1	1:41.057	22.486	158	46.602	193	31.969	203	252
7	1	1:43.103	22.893	156	47.590	190	32.620	203	246	20	1	1:40.495	22.046	156	46.612	193	31.837	201	250
8	1	1:42.546	22.702	156	47.295	190	32.549	201	251	21	1	1:40.792	22.269	158	46.538	189	31.985	204	251
9	1	1:42.297	22.684	157	47.074	190	32.539	204	251	22	1	1:45.716	22.096	156	46.815	189	36.805	57	251
10	1	2:07.472	24.995	141	57.054	187	45.423	58	154	23	2	2:44.905	1:26.335	158	46.685	191	31.885	202	250
11	1	3:31.776	2:11.694	152	47.775	191	32.307	201	247	24	2	1:41.041	22.205	157	46.932	191	31.904	202	250
12	1	1:43.617	22.373	157	48.951	193	32.293	202	250	25	2	1:41.424	22.194	158	46.485	190	32.745	188	252
13	1	1:40.565	22.240	157	46.465	193	31.860	203	250	26	2	1:47.241	22.646	158	46.694	193	37.901	41	251



# ADAC GT Masters

## Top speed list Free Practice 2



Provisional

**DMSB** Reg. Nr.: R-11498/20

Friday, September 18, 2020 16:05:00

Hockenheimring, Length: 4574m

Air temperature: 25.55°C

Track temperature: 33.6°C

Weather condition: Dry

#	Name (NAT)	Team	Car name	Speed	Lap	Race time
10	Henric Skoog (SWE)	Schubert Motorsport (DEU)	BMW M6 GT3	262.77	15	32:58.845
14	Erik Johansson (SWE)	MRS GT-Racing (DEU)	BMW M6 GT3	260.24	14	29:32.919
9	Joel Eriksson (SWE)	Schubert Motorsport (DEU)	BMW M6 GT3	258.99	5	8:46.230
72	Jordan Lee Pepper (ZAF)	T3-HRT-Motorsport (DEU)	Bentley Continental GT3	257.14	11	32:40.298
77	Jeffrey Schmidt (CHE)	Callaway Competition (DEU)	Corvette C7 GT3-R	255.92	9	25:46.835
63	Franck Perera (FRA)	GRT GRASSER RACING TEAM (AUT)	Lamborghini Huracan GT3 EVO	255.31	6	13:00.811
99	Robert Renauer (DEU)	Precote Herberth Motorsport (DEU)	Porsche 911 GT3 R	254.11	14	26:31.344
33	Filip Salaquarda (CZE)	Team ISR (CZE)	Audi R8 LMS GT3	254.11	14	30:19.231
82	Tim Zimmermann (DEU)	GRT GRASSER RACING TEAM (AUT)	Lamborghini Huracan GT3 EVO	254.11	16	32:40.179
92	Michael Ammermüller (DEU)	SSR Performance (DEU)	Porsche 911 GT3 R	253.52	9	14:17.150
4	Markus Winkelhock (DEU)	Aust Motorsport (DEU)	Audi R8 LMS GT3	253.52	6	14:18.355
17	Klaus Bachler (AUT)	KÜS TEAM75 Bernhard (DEU)	Porsche 911 GT3 R	252.92	5	8:47.192
26	Stefan Mücke (DEU)	BWT Mücke Motorsport (DEU)	Audi R8 LMS GT3	252.92	5	9:50.756
3	Nikolaj Rogivue (CHE)	Aust Motorsport (DEU)	Audi R8 LMS GT3	252.92	7	11:50.001
36	Marvin Dienst (DEU)	DLV-Team Schuetz Motorsport (DEU)	Mercedes-AMG GT3	252.92	8	17:36.988
19	Niels Lagrange (BEL)	GRT GRASSER RACING TEAM (AUT)	Lamborghini Huracan GT3 EVO	252.92	11	29:22.916
20	Dorian Boccolacci (FRA)	Team Zakspeed BKK Mobil Oil Racing (DEU)	Mercedes-AMG GT3 EVO	252.92	17	48:42.542
8	Carrie Schreiner (DEU)	RUTRONIK-RACING (DEU)	Audi R8 LMS GT3	252.33	4	11:21.843
30	Rolf Ineichen (CHE)	TEAM WRT (BEL)	Audi R8 LMS GT3	252.33	8	14:11.007
7	Sebastian Asch (DEU)	Precote Herberth Motorsport (DEU)	Porsche 911 GT3 R	252.33	14	29:00.372
31	Patric Niederhauser (CHE)	RUTRONIK-RACING (DEU)	Audi R8 LMS GT3	252.33	13	32:33.039
21	Jimmy Eriksson (SWE)	Team Zakspeed BKK Mobil Oil Racing (DEU)	Mercedes-AMG GT3 EVO	252.33	24	57:54.999
22	Luca Stolz (DEU)	Toksport WRT (DEU)	Mercedes-AMG GT3 EVO	251.74	13	27:48.787
48	Philip Ellis (GBR)	KNAUS Team HTP-WINWARD (DEU)	Mercedes-AMG GT3 EVO	251.74	10	29:26.045
47	Maximilian Götz (DEU)	MANN-FILTER Team HTP-WINWARD (DEU)	Mercedes-AMG GT3 EVO	251.74	19	45:29.779
11	Pierre Kaffer (DEU)	EFP Car Collection by TECE (DEU)	Audi R8 LMS GT3	251.74	24	48:34.776
28	Max Hofer (AUT)	Montaplast by Land Motorsport (DEU)	Audi R8 LMS GT3	251.16	7	12:27.626
71	Maximilian Paul (DEU)	T3-HRT-Motorsport (DEU)	Audi R8 LMS GT3	251.16	14	28:13.617
29	Kim-Luis Schramm (DEU)	Montaplast by Land Motorsport (DEU)	Audi R8 LMS GT3	251.16	21	56:11.419
18	David Jahn (DEU)	KÜS TEAM75 Bernhard (DEU)	Porsche 911 GT3 R	250.58	5	7:41.541
32	Dries Vanthoor (BEL)	TEAM WRT (BEL)	Audi R8 LMS GT3	250.58	19	55:32.932
91	Michael Joos (DEU)	Joos Sportwagenteknik (DEU)	Porsche 911 GT3 R	248.84	13	30:40.520