

Provisional

Result List

Stewards / Race Management

STEWARD	Harry Stüber
STEWARD	Karl-Heinz Stümpert
STEWARD	Siegfried Lehr
RACE DIRECTOR	Christian Vormann
CLERK OF THE COURSE	Georg Ziegahn
TECHNICAL DELEGATE	Adrian Sengpiel
CHIEF TIMEKEEPER	Steffen Ruhl

Weather Start/Finish

AIR	24.4°C
TRACK	34.6°C
CONDITIONS	Dry
PRESSURE	1015 hPa
AIR	24.9°C
TRACK	36.9°C
CONDITIONS	Dry
PRESSURE	1015 hPa

Track Information

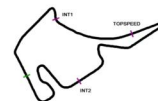
GREEN FLAG	15:25:00
CHEQUERED FLAG	15:51:47
SAFETY CAR PHASE	0
FULL COURSE YELLOW PHASE	0
TRACK NAME	Hockenheimring
TRACK LENGTH	4574m
TURN COUNT	17
FASTEST LAP:	#84. WAL - 1:49.401

STARTED: 16 CLASSIFIED: 16 NOT CLASSIFIED: 0 DISQUALIFIED: 0

Nr.	Drivers	Team	Lap	Best Time	Gap	Diff	Kph	Day Time
Cl.	Car	Competitor						
1	84 P.Walsdorf(DEU) Opel Astra TCR	Lubner Motorsport(DEU) Lubner Motorsport	11	1:49.401			150.5	15:50:06
2	97 N.Gruber(AUT) J Hyundai i30 N TCR	Hyundai Team Engstler(DEU) Engstler Motorsport	9	1:49.623	0.222	0.222	150.2	15:49:50
3	6 S.Redlich(DEU) Opel Astra TCR	Lubner Motorsport(DEU) Lubner Motorsport	10	1:49.693	0.292	0.070	150.1	15:50:01
4	88 D.Fugel(DEU) Honda Civic FK7 TCR	Honda ADAC Sachsen(DEU) ADAC Sachsen e.V.	4	1:49.972	0.571	0.279	149.7	15:40:54
5	24 F.Wimmer(AUT) Cupra Leon Competicion TCR	Wimmer Werk Motorsport(AUT) Team Wimmer Werk Motorsport	6	1:50.177	0.776	0.205	149.4	15:39:49
6	55 M.Fugel(DEU) J Honda Civic FK7 TCR	Honda ADAC Sachsen(DEU) ADAC Sachsen e.V.	7	1:50.314	0.913	0.137	149.2	15:45:45
7	98 J.Seyffert(DEU) Hyundai i30 N TCR	HP Racing International(DEU) HP Racing International	5	1:50.508	1.107	0.194	149.0	15:37:18
8	2 H.Proczyk(AUT) Hyundai i30 N TCR	HP Racing International(DEU) HP Racing International	3	1:50.708	1.307	0.200	148.7	15:30:43
9	8 R.Kircher(DEU) J VW Golf GTI TCR SEQ	VOLKSWAGEN Team OETTINGER(DEU) OETTINGER Sportsystems	6	1:50.777	1.376	0.069	148.6	15:38:33
10	51 H.Salminen(FIN) VW Golf GTI TCR SEQ	Positione Motorsport(FIN) Positione Motorsport	7	1:50.795	1.394	0.018	148.6	15:41:33
11	17 A.Legutko(POL) J Honda Civic FK2 TCR	Albert Legutko Racing(POL) ADAC Berlin-Brandenburg e.V.	3	1:51.125	1.724	0.330	148.1	15:31:08
12	21 S.Ladniak(POL) VW Golf GTI TCR SEQ	GT2 Motorsport(POL) gt2 motorsport s.r.o.	8	1:51.131	1.730	0.006	148.1	15:42:47
13	92 D.Tovilavicius(LTU) VW Golf GTI TCR SEQ	SKUBA RACING Team(LTU) SKUBA RACING Team	3	1:51.982	2.581	0.851	147.0	15:31:23
14	101 N.Schelle(DEU) Hyundai i30 N TCR	Hyundai Team Engstler(DEU) Engstler Motorsport	8	1:52.100	2.699	0.118	146.8	15:44:46
15	56 G.Benninger(AUT) Cupra Leon Competicion TCR	Wimmer Werk Motorsport(AUT) Team Wimmer Werk Motorsport	6	1:54.516	5.115	2.416	143.7	15:37:38
16	13 A.Buri(FIN) Hyundai i30 N TCR	Hyundai Team Engstler(DEU) Engstler Motorsport	2	2:14.576	25.175	20.060	122.3	15:29:41

Subject to final scrutineering!

Publication time:	Clerk of the Course: Georg Ziegahn	Timekeeper: Steffen Ruhl
-------------------	------------------------------------	--------------------------



Provisional

Class Result List

Stewards / Race Management

STEWARD	Harry Stüber
STEWARD	Karl-Heinz Stümpert
STEWARD	Siegfried Lehr
RACE DIRECTOR	Christian Vormann
CLERK OF THE COURSE	Georg Ziegahn
TECHNICAL DELEGATE	Adrian Sengpiel
CHIEF TIMEKEEPER	Steffen Ruhl

Weather Start/Finish

AIR	24.4°C
TRACK	34.6°C
CONDITIONS	Dry
PRESSURE	1015 hPa
AIR	24.9°C
TRACK	36.9°C
CONDITIONS	Dry
PRESSURE	1015 hPa

Track Information

GREEN FLAG	15:25:00
CHEQUERED FLAG	15:51:47
SAFETY CAR PHASE	0
FULL COURSE YELLOW PHASE	0
TRACK NAME	Hockenheimring
TRACK LENGTH	4574m
TURN COUNT	17
FASTEST LAP:	#84. WAL - 1:49.401

STARTED: 16 CLASSIFIED: 16 NOT CLASSIFIED: 0 DISQUALIFIED: 0

Nr.	Drivers	Team	Lap	Best Time	Gap	Diff	Kph	Day Time
	Car	Competitor						

CLASS: Junior

Started: 4

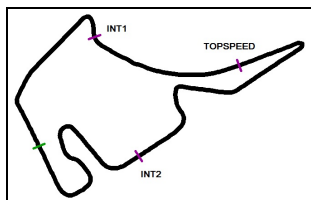
Classified: 4

Not Classified: 0

1	97	N.Gruber(AUT) Hyundai i30 N TCR	Hyundai Team Engstler(DEU) Engstler Motorsport	9	1:49.623			150.2	15:49:50
2	55	M.Fugel(DEU) Honda Civic FK7 TCR	Honda ADAC Sachsen(DEU) ADAC Sachsen e.V.	7	1:50.314	0.691	0.691	149.2	15:45:45
3	8	R.Kircher(DEU) VW Golf GTI TCR SEQ	VOLKSWAGEN Team OETTINGER(DEU) OETTINGER Sportsystems	6	1:50.777	1.154	0.463	148.6	15:38:33
4	17	A.Legutko(POL) Honda Civic FK2 TCR	Albert Legutko Racing(POL) ADAC Berlin-Brandenburg e.V.	3	1:51.125	1.502	0.348	148.1	15:31:08

Subject to final scrutineering!

Publication time:	Clerk of the Course: Georg Ziegahn	Timekeeper: Steffen Ruhl
-------------------	------------------------------------	--------------------------



ADAC TCR Germany

Sector List Free Practice 2

Provisional



DMSB Reg. Nr.: R-11498/20

Hockenheimring, Length: 4574m

Air temperature: 24.87°C

Track temperature: 36.8°C

Weather condition: Dry

Friday, September 18, 2020 15:25:00

Lap Id	Time	SE1	SP1	SE2	SP2	SE3	SP3	TSP	Lap Id	Time	SE1	SP1	SE2	SP2	SE3	SP3	TSP
2	Proczyk, AUT(#1)								theoretical besttime: 1:50.445								
1 0	2:01.106	30.451	139	54.213	169	36.442	177	220	7 0	1:51.638	24.666	142	51.648	172	35.324	181	225
2 0	1:51.018	24.781	143	51.587	173	34.650	183	223	8 0	1:58.360	24.658	141	51.763	171	41.939	49	225
3 0	1:50.708	24.405	143	51.390	173	34.913	181	224	9 0	4:18.882	2:45.282	131	57.511	167	36.089	179	223
4 0	1:50.998	24.576	141	51.457	173	34.965	183	223	10 0	1:51.616	24.686	140	51.715	172	35.215	181	223
5 0	1:51.351	24.611	142	51.789	171	34.951	183	224	11 0	1:52.115	24.831	142	51.804	170	35.480	181	227
6 0	1:51.772	24.869	141	51.807	172	35.096	183	224	12 0	2:00.386	24.760	143	52.902	165	42.724	49	226

6	Redlich, DEU(#1)								theoretical besttime: 1:49.693								
1 0	2:53.032	1:15.508	128	59.288	170	38.236	182	158	7 0	1:57.184	25.269	143	54.355	159	37.560	179	228
2 0	1:53.858	25.471	142	51.819	171	36.568	183	229	8 0	2:05.867	26.670	142	56.009	170	43.188	55	164
3 0	1:51.800	24.811	145	51.599	173	35.390	183	227	9 0	6:52.066	5:17.561	133	57.025	125	37.480	184	193
4 0	1:51.803	24.746	143	51.607	171	35.450	181	226	10 0	1:49.693	24.132	147	50.892	176	34.669	183	233
5 0	1:52.339	24.844	141	52.009	170	35.486	183	227	11		24.146	143	51.270	171			231
6 0	1:53.005	24.805	141	52.273	172	35.927	181	227									

8	Kircher, DEU(#1)								theoretical besttime: 1:50.436								
1 0	2:26.192	44.260	117	1:02.769	113	39.163	178	182	8 0	1:51.341	24.668	142	51.588	172	35.085	183	227
2 0	1:57.935	24.855	144	51.429	175	41.651	57	229	9 0	1:58.458	24.857	141	51.829	171	41.772	54	228
3 0	3:36.293	2:03.042	138	55.678	125	37.573	182	212	10 0	3:27.653	2:00.008	144	52.351	173	35.294	183	229
4 0	1:50.849	24.466	140	51.438	173	34.945	184	229	11 0	1:51.706	24.705	140	51.769	174	35.232	183	230
5 0	1:51.147	24.423	143	51.301	173	35.423	184	228	12 0	1:52.418	24.905	142	51.703	169	35.810	182	230
6 0	1:50.777	24.319	142	51.642	175	34.816	183	227	13		25.239	111	1:37.988	82			85
7 0	1:54.345	24.483	142	53.112	126	36.750	183	227									

13	Buri, FIN(#1)								theoretical besttime: 1:59.867								
1 0	2:26.386	36.490	139	1:08.387	115	41.509	153	140	6 0	2:12.449	28.935	138	59.970	164	43.544	56	160
2 0	2:14.576	30.051	137	1:03.067	168	41.458	157	107	7 0	3:39.351	2:04.406	140	53.001	170	41.944	59	223
3 0	2:16.773	29.823	108	1:03.010	166	43.940	58	106	8 0	2:31.213	52.361	117	1:00.729	150	38.123	176	181
4 0	9:02.130	7:10.164	131	1:09.465	119	42.501	139	156	9		32.175	78	1:51.554	72			71
5 0	2:16.024	28.743	139	1:04.775	168	42.506	137	159									

17	Legutko, POL(#1)								theoretical besttime: 1:51.068								
1 0	2:23.388	43.292	119	1:02.128	156	37.968	179	187	8 0	1:51.839	24.592	140	51.583	171	35.664	178	223
2 0	1:53.158	24.854	141	52.280	171	36.024	179	223	9 0	1:53.291	24.840	139	52.792	171	35.659	180	209
3 0	1:51.125	24.528	142	51.236	172	35.361	180	221	10 0	1:52.327	24.812	139	51.822	169	35.693	179	224
4 0	1:51.367	24.471	142	51.456	171	35.440	180	221	11 0	1:52.397	24.773	139	52.177	170	35.447	178	220
5 0	1:51.419	24.520	140	51.511	168	35.388	179	221	12 0	1:52.492	24.837	141	51.829	171	35.826	179	222
6 0	1:53.002	24.820	141	52.507	171	35.675	181	220	13 0	1:52.358	24.752	140	51.761	169	35.845	179	223
7 0	1:51.566	24.589	139	51.611	172	35.366	180	224	14 0	2:01.460	24.899	140	52.878	171	43.683	62	221

21	Ladniak, POL(#1)								theoretical besttime: 1:50.839								
1 0	2:26.758	45.073	105	1:02.593	113	39.092	181	166	8 0	1:51.131	24.660	145	51.400	175	35.071	181	225
2 0	1:53.600	25.262	140	52.239	170	36.099	177	227	9 0	1:51.170	24.646	144	51.335	175	35.189	180	225
3 0	1:53.838	25.077	142	52.333	170	36.428	157	223	10 0	2:08.990	29.541	134	1:00.655	152	38.794	180	144
4 0	1:54.618	26.304	139	52.240	170	36.074	180	222	11 0	1:51.745	24.622	143	51.601	173	35.522	180	225
5 0	1:53.590	25.104	140	52.391	169	36.095	180	224	12 0	1:51.681	24.433	142	51.640	171	35.608	179	225
6 0	2:14.849	25.847	123	1:01.923	133	47.079	60	124	13		28.325	136	1:05.691	75			153
7 0	3:38.462	2:00.393	136	57.709	153	40.360	181	184									

24	Wimmer, AUT(#1)								theoretical besttime: 1:50.079								
1 0	2:36.309	58.361	125	55.672	171	42.276	56	200	7 0	1:50.540	24.134	142	51.329	173	35.077	181	228
2 0	4:45.953	3:14.628	136	54.755	170	36.570	181	216	8 0	1:56.658	24.386	141	55.229	173	37.043	181	227
3 0	1:51.609	24.545	144	51.811	169	35.253	183	226	9 0	1:56.867	24.831	142	51.630	172	40.406	55	227
4 0	1:50.318	24.243	143	51.301	172	34.774	183	227	10 0	3:53.430	2:25.589	141	51.870	170	35.971	180	230
5 0	1:54.709	24.848	141	54.376	168	35.485	182	218	11 0	1:51.096	24.575	142	51.524	174	34.997	182	228
6 0	1:50.177	24.120	142	51.185	175	34.872	182	229	12		24.434	140	1:00.805	147			199



ADAC TCR Germany

Sector List Free Practice 2

Provisional



Hockenheimring, Length: 4574m

Air temperature: 24.87°C

Track temperature: 36.8°C

Weather condition: Dry

DMSB Reg. Nr.: R-11498/20

Friday, September 18, 2020 15:25:00

Lap Id	Time	SE1	SP1	SE2	SP2	SE3	SP3	TSP	Lap Id	Time	SE1	SP1	SE2	SP2	SE3	SP3	TSP
51	Salminen, FIN(#1)								theoretical besttime: 1:50.601								
1 0	2:09.834					2:09.834	36		7 0	1:50.795	24.441	144	51.403	176	34.951	181	224
2 0	2:17.491	48.044	141	53.583	174	35.864	179	221	8 0	1:51.489	24.670	143	51.672	175	35.147	179	224
3 0	1:53.100	25.491	144	52.204	172	35.405	181	222	9 0	1:59.928	24.871	143	51.617	174	43.440	52	223
4 0	2:02.317	25.199	140	52.456	171	44.662	49	223	10 0	4:08.795	2:32.389	120	53.418	170	42.988	56	225
5 0	4:26.991	3:00.587	144	51.647	176	34.757	181	222	11		2:02.439	145	56.869	150			212
6 0	1:52.178	25.657	145	51.430	175	35.091	180	224									

55	Fugel, DEU(#1)								theoretical besttime: 1:50.314								
1 0	2:48.958	1:13.488	124	57.898	169	37.572	173	128	6 0	1:51.144	24.707	142	51.527	173	34.910	180	220
2 0	2:00.035	24.397	143	51.691	175	43.947	59	220	7 0	1:50.314	24.251	144	51.285	173	34.778	180	220
3 0	5:25.174	3:37.542	137	52.008	173	55.624	178	220	8 0	1:51.212	24.283	144	51.903	171	35.026	180	222
4 0	1:59.825	24.651	142	51.988	172	43.186	53	222	9 0	1:52.611	24.344	143	52.776	172	35.491	181	225
5 0	4:49.867	3:23.124	142	51.908	171	34.835	180	219	10 0	2:02.872	24.487	142	51.653	171	46.732	51	224

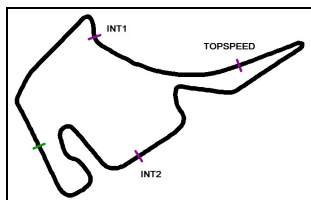
56	Benninger, AUT(#1)								theoretical besttime: 1:54.209								
1	2:48.972	1:05.743	129	1:00.663	155	42.566			7 0	2:17.573	26.634	128	57.043	164	53.896	46	
2 0	2:00.245	26.710	139	53.017	166	40.518			8 0	5:39.055	4:08.747	135	53.151	167	37.157		
3 0	1:59.396	26.550	137	54.404	165	38.442			9 0	1:55.808	25.970	136	52.852	164	36.986		
4 0	1:56.525	25.940	142	52.616	168	37.969			10	1:58.927	25.715	138	54.298	122	38.914		
5 0	1:58.105	27.886	132	53.488	164	36.731			11 0	2:18.301	26.704	133	56.835	105	54.762	51	
6 0	1:54.516	25.442	132	52.923	170	36.151											

84	Walsdorf, DEU(#1)								theoretical besttime: 1:49.235								
1 3	2:55.399	1:24.571	134	54.828	172	36.000	183	225	8 3	1:53.850	25.128	143	52.083	171	36.639	181	228
2 3	1:54.833	26.207	145	52.448	173	36.178	181	228	9 3	2:10.579	25.233	140	56.933	168	48.413	50	182
3 3	1:52.008	24.794	142	51.619	173	35.595	180	227	10 3	4:55.535	3:24.663	128	54.170	169	36.702	182	226
4 3	1:52.606	24.902	143	51.870	173	35.834	181	227	11 3	1:49.401	24.304	146	50.323	177	34.774	182	230
5 3	1:55.280	24.905	144	54.297	171	36.078	182	228	12 3	1:52.536	24.138	144	50.892	174	37.506	148	229
6 3	1:53.048	24.940	142	51.887	172	36.221	180	228	13		28.932	135	1:38.270	72			82
7 3	1:53.239	25.056	143	51.962	172	36.221	180	228									

88	Fugel, DEU(#1)								theoretical besttime: 1:49.332								
1 0	3:22.925	1:40.687	124	1:04.572	135	37.666	178	131	5 0	1:50.981	24.030	142	51.196	175	35.755	183	225
2 0	2:06.616	25.201	143	55.202	158	46.213	48	225	6 0	1:50.207	24.350	140	51.095	175	34.762	183	226
3 0	8:34.198	7:08.249	143	51.509	175	34.440	184	222	7 0	2:09.411	24.346	143	51.138	171	53.927	49	226
4 0	1:49.972	24.307	143	50.862	176	34.803	184	225	8 0	4:20.137	2:17.010	123	1:10.018	135	53.109	47	132

92	Tovilavicius, LTU(#1)								theoretical besttime: 1:51.923								
1 1	2:38.042	1:01.077	124	59.859	169	37.106	180	183	7 1	1:58.796	24.970	141	51.843	173	41.983	59	225
2 1	1:52.936	24.918	136	52.146	175	35.872	180	224	8 1	5:15.031	3:46.889	140	52.232	172	35.910	180	226
3 1	1:51.982	24.912	142	51.469	175	35.601	180	225	9 1	1:53.190	25.184	138	51.977	172	36.029	180	224
4 1	1:52.384	24.975	139	51.638	174	35.771	181	226	10 1	1:54.323	25.186	140	52.994	167	36.143	181	227
5 1	1:52.667	24.853	138	52.015	173	35.799	180	225	11 1	1:54.040	25.253	140	52.345	170	36.442	179	228
6 1	1:52.787	24.922	141	51.833	172	36.032	180	226	12 1	2:16.834	25.598	136	1:00.986	163	50.250	56	226

97	Gruber, AUT(#1)								theoretical besttime: 1:49.471								
1 0	2:11.898	37.897	130	55.936	168	38.065	178	197	7 0	1:56.574	24.533	142	51.595	174	40.446	59	221
2 0	2:02.817	25.580	142	52.503	159	44.734	59	221	8 0	6:32.552	5:00.658	118	55.977	172	35.917	181	203
3 0	4:45.079	3:17.863	143	51.811	173	35.405	179	219	9 0	1:49.623	24.060	144	50.930	170	34.633	181	224
4 0	1:50.146	24.406	143	51.053	174	34.687	182	223	10 0	1:50.268	24.815	144	50.972	173	34.481	182	224
5 0	1:50.567	24.569	142	51.167	173	34.831	181	223	11		31.853	75	1:51.739	71			67
6 0	1:50.827	24.270	140	51.331	170	35.226	179	223									



ADAC TCR Germany

Sector List Free Practice 2

Provisional



Hockenheimring, Length: 4574m

Air temperature: 24.87°C

Track temperature: 36.8°C

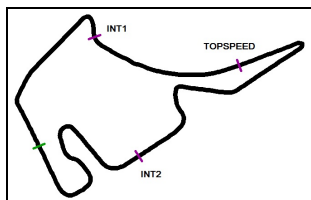
Weather condition: Dry

DMSB Reg. Nr.: R-11498/20

Friday, September 18, 2020 15:25:00

Lap Id	Time	SE1	SP1	SE2	SP2	SE3	SP3	TSP	Lap Id	Time	SE1	SP1	SE2	SP2	SE3	SP3	TSP		
98 Seyffert, DEU(#1)									theoretical besttime: 1:50.278										
1	0	2:20.184	34.958	127	1:05.135	141	40.091	171	152	7	0	1:50.572	24.398	143	51.173	175	35.001	183	227
2	0	2:10.898	26.337	136	59.071	163	45.490	47	191	8	0	1:50.733	24.480	143	51.068	175	35.185	182	226
3	0	4:05.903	2:37.506	142	52.968	172	35.429	182	223	9	0	1:50.943	24.399	142	51.199	173	35.345	182	229
4	0	1:50.525	24.559	144	51.024	173	34.942	183	227	10	0	1:52.180	24.449	141	51.427	173	36.304	177	226
5	0	1:50.508	24.331	143	51.254	176	34.923	182	226	11	0	2:00.231	25.334	142	52.447	172	42.450	50	225
6	0	1:50.609	24.373	142	51.180	175	35.056	182	228										

Lap Id	Time	SE1	SP1	SE2	SP2	SE3	SP3	TSP	Lap Id	Time	SE1	SP1	SE2	SP2	SE3	SP3	TSP		
101 Schelle, DEU(#1)									theoretical besttime: 1:51.902										
1	0	2:52.880	45.946	94	1:19.141	101	47.793	137	125	7	0	1:52.321	25.087	142	51.680	171	35.554	180	222
2	0	2:14.093	31.251	129	59.111	155	43.731	60	171	8	0	1:52.100	24.858	142	51.709	173	35.533	180	222
3	0	3:39.556	2:08.829	133	54.332	168	36.395	180	217	9	0	1:53.452	24.818	140	53.039	172	35.595	180	222
4	0	1:53.300	25.532	137	52.081	170	35.687	178	221	10	0	1:53.494	25.311	139	52.559	173	35.624	182	223
5	0	2:02.328	25.353	139	52.144	171	44.831	47	221	11	0	1:52.412	25.045	140	51.679	170	35.688	177	223
6	0	3:19.762	1:47.905	135	55.974	163	35.883	180	217	12			25.025	140	51.551	169			223



ADAC TCR Germany

Top speed list Free Practice 2

Provisional



Hockenheimring, Length: 4574m

Air temperature: 24.87°C

Track temperature: 36.8°C

Weather condition: Dry

DMSB Reg. Nr.: R-11498/20

Friday, September 18, 2020 15:25:00

#	Name (NAT)	Team	Car name	Speed	Lap	Race time
6	Steffen Redlich (DEU)	Lubner Motorsport (DEU)	Opel Astra TCR	233.26	10	23:49.268
24	Felix Wimmer (AUT)	Wimmer Werk Motorsport (AUT)	Cupra Leon Competicion TCR	230.27	10	23:13.209
8	Rene Kircher (DEU)	VOLKSWAGEN Team OETTINGER (DEU)	VW Golf GTI TCR SEQ	230.27	11	23:24.136
84	Philipp Walsdorf (DEU)	Lubner Motorsport (DEU)	Opel Astra TCR	230.27	11	23:54.948
98	Jan Seyffert (DEU)	HP Racing International (DEU)	Hyundai i30 N TCR	229.29	9	18:28.764
92	Dziugas Tovilavicius (LTU)	SKUBA RACING Team (LTU)	VW Golf GTI TCR SEQ	228.32	11	23:41.951
21	Szymon Ladniak (POL)	GT2 Motorsport (POL)	VW Golf GTI TCR SEQ	227.36	2	3:06.552
2	Harald Proczyk (AUT)	HP Racing International (DEU)	Hyundai i30 N TCR	227.36	11	21:56.822
88	Dominik Fugel (DEU)	Honda ADAC Sachsen (DEU)	Honda Civic FK7 TCR	226.89	6	18:23.654
55	Marcel Fugel (DEU)	Honda ADAC Sachsen (DEU)	Honda Civic FK7 TCR	225.94	9	23:15.464
51	Harri Salminen (FIN)	Positione Motorsport (FIN)	VW Golf GTI TCR SEQ	225.00	10	23:11.674
17	Albert Legutko (POL)	Albert Legutko Racing (POL)	Honda Civic FK2 TCR	224.53	7	12:22.756
97	Nico Gruber (AUT)	Hyundai Team Engstler (DEU)	Hyundai i30 N TCR	224.53	9	23:39.108
101	Niki Schelle (DEU)	Hyundai Team Engstler (DEU)	Hyundai i30 N TCR	223.60	12	26:05.456
13	Antti Buri (FIN)	Hyundai Team Engstler (DEU)	Hyundai i30 N TCR	223.14	7	22:47.463