

Provisional

Result List

Stewards / Race Management

STEWARD	Harry Stüber
STEWARD	Karl-Heinz Stümpert
STEWARD	Siegfried Lehr
RACE DIRECTOR	Christian Vormann
CLERK OF THE COURSE	Georg Ziegahn
TECHNICAL DELEGATE	Tim Zessack
CHIEF TIMEKEEPER	Steffen Ruhl

Weather Start/Finish

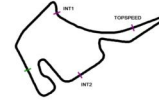
AIR	23.7°C
TRACK	36.6°C
CONDITIONS	Dry
PRESSURE	1015 hPa
AIR	24.5°C
TRACK	36.1°C
CONDITIONS	Dry
PRESSURE	1015 hPa

Track Information

GREEN FLAG	14:15:00
CHEQUERED FLAG	15:15:00
SAFETY CAR PHASE	0
FULL COURSE YELLOW PHASE	0
TRACK NAME	Hockenheimring
TRACK LENGTH	4574m
TURN COUNT	17
FASTEST LAP:	#71. WTR - 1:49.382

STARTED: 22 CLASSIFIED: 22 NOT CLASSIFIED: 0 DISQUALIFIED: 0

Nr.	Drivers	Team	Lap	Best Time	Gap	Diff	Kph	Day Time
Cl.	Car	Competitor						
1	71 H.Sasse(DEU)/W.Tregurtha(GBR) J Audi R8 LMS GT4	T3-HRT-Motorsport(DEU) T3-HRT-Motorsport	4	1:49.382			150.5	14:23:10
2	24 F.Janits(AUT)/R.Kofler(AUT) KTM X-BOW GT4 EVO	True Racing(AUT) True Racing	6	1:49.418	0.036	0.036	150.4	14:26:35
3	23 R.Falkenbach(DEU)/C.Piro(DEU) J Ginetta G55 GT4	Team piro sports Caffè d Italia(DEU) Team piro sports Caffè d Italia	4	1:49.757	0.375	0.339	150.0	14:34:53
4	69 P.Dörr(DEU)/F.Martin-Dye(GBR) J McLaren 570s GT4	Dörr Motorsport(DEU) Dörr Motorsport	8	1:49.783	0.401	0.026	149.9	14:33:14
5	22 J.Kasperlik(DEU)/N.Möller-Madsen(DNK) Porsche Cayman 718 GT4 MR	Team Allied-Racing(DEU) Team Allied-Racing	9	1:49.850	0.468	0.067	149.8	14:35:23
6	99 C.Jöns(DEU)/C.Dreyspring(DEU) McLaren 570s	Dörr Motorsport(DEU) Dörr Motorsport	5	1:50.029	0.647	0.179	149.6	14:24:47
7	9 T.Neumann(BUL)/J.Bölting(DEU) T Porsche Cayman 718 GT4 MR	DLV-Team Schuetz Motorsport(DEU) DLV-Team Schuetz Motorsport	11	1:50.178	0.796	0.149	149.4	14:37:30
8	10 J.Erlbacher(AUT)/C.Dupre(DEU) J Mercedes-AMG GT4	Dupre Motorsport Engineering(DEU) Dupre Motorsport Engineering	5	1:50.252	0.870	0.074	149.3	14:25:07
9	27 S.Grotstollen(DEU)/G.Braun(DEU) T BMW M4 GT4	team lillestoff(DEU) team lillestoff	3	1:50.276	0.894	0.024	149.3	14:20:57
10	26 T.Kieffer(LUX)/C.Kosch(LUX) T Porsche Cayman 718 GT4 MR	Team Allied-Racing(DEU) Team Allied-Racing	9	1:50.369	0.987	0.093	149.1	14:35:02
11	21 D.Fetzer(DEU)/J.Sturm(DEU) J Porsche Cayman 718 GT4 MR	Team Allied-Racing(DEU) Team Allied-Racing	9	1:50.392	1.010	0.023	149.1	14:33:58
12	2 G.Piana(ITA)/M.Schrey(DEU) BMW M4 GT4	Hofor Racing by Bonk Motorsport(CHE) Hofor Racing by Bonk Motorsport	8	1:50.487	1.105	0.095	149.0	14:31:48
13	25 D.Richter(DEU)/D.Schraml(DEU) Porsche Cayman 718 GT4 MR	Burgmann Racing(DEU) Porsche Zentrum 5 Seen Motorsport	6	1:50.604	1.222	0.117	148.8	14:27:34
14	89 J.Krabec(CZE)/L.Marionek(DEU) T KTM X-Bow GT4	RTR projects(CZE) RTR projects	9	1:50.615	1.233	0.011	148.8	14:35:52
15	59 A.Sizov(RUS)/P.Stalidzane(DEU) J McLaren 570s GT4	Dörr Motorsport(DEU) Dörr Motorsport	9	1:50.777	1.395	0.162	148.6	14:32:37
16	19 L.O Dey(DEU)/A.Tauscher(DEU) J Porsche Cayman 718 GT4 MR	KÜS TEAM75 Bernhard(DEU) KÜS TEAM75 Bernhard	11	1:50.910	1.528	0.133	148.4	14:39:27
17	48 J.Apotheloz(CHE)/L.Trefz(DEU) J Mercedes-AMG GT4	MANN-FILTER Team HTP-WINWARD(DEU) HTP-WINWARD Motorsport	8	1:51.273	1.891	0.363	147.9	14:33:25
18	14 A.Kreutzpointner(DEU)/J.Kreutzpointner(DEU) BMW M4 GT4	MRS GT-Racing(DEU) MRS GT-Racing	4	1:51.341	1.959	0.068	147.8	14:28:10
19	5 C.Stingu(ROM)/D.Solombrino(DEU) Audi R8 LMS GT4	Hella Pagid - racing one(DEU) Hella Pagid - racing one	24	1:51.479	2.097	0.138	147.7	15:10:23
20	4 J.Marschalkowski(DEU)/H.Still(DEU) J BMW M4 GT4	Team AVIA Sorg Rennsport(DEU) Team AVIA Sorg Rennsport	6	1:51.630	2.248	0.151	147.5	14:27:16
21	3 S.von Gartzten(DEU)/C.Hürtgen(DEU) BMW M4 GT4	Hofor Racing by Bonk Motorsport(CHE) Hofor Racing by Bonk Motorsport	11	1:52.047	2.665	0.417	146.9	14:39:37



Provisional

Result List

Nr. Drivers	Team	Lap	Best Time	Gap	Diff	Kph	Day Time
Cl. Car	Competitor						
22 8 M.Suabo(DEU)/M.Dienst(DEU)	DLV-Team Schuetz Motorsport(DEU)	16	1:52.396	3.014	0.349	146.5	15:06:55
T Mercedes-AMG GT4	DLV-Team Schuetz Motorsport						

Subject to final scrutineering!

Publication time:	Clerk of the Course: Georg Ziegahn	Timekeeper: Steffen Ruhl
-------------------	------------------------------------	--------------------------



Provisional

Class Result List

Stewards / Race Management

STEWARD	Harry Stüber
STEWARD	Karl-Heinz Stümpert
STEWARD	Siegfried Lehr
RACE DIRECTOR	Christian Vormann
CLERK OF THE COURSE	Georg Ziegahn
TECHNICAL DELEGATE	Tim Zessack
CHIEF TIMEKEEPER	Steffen Ruhl

Weather Start/Finish

AIR	23.7°C
TRACK	36.6°C
CONDITIONS	Dry
PRESSURE	1015 hPa
AIR	24.5°C
TRACK	36.1°C
CONDITIONS	Dry
PRESSURE	1015 hPa

Track Information

GREEN FLAG	14:15:00
CHEQUERED FLAG	15:15:00
SAFETY CAR PHASE	0
FULL COURSE YELLOW PHASE	0
TRACK NAME	Hockenheimring
TRACK LENGTH	4574m
TURN COUNT	17
FASTEST LAP:	#71. WTR - 1:49.382

STARTED: 22 CLASSIFIED: 22 NOT CLASSIFIED: 0 DISQUALIFIED: 0

Nr.	Drivers	Team	Lap	Best Time	Gap	Diff	Kph	Day Time
	Car	Competitor						

CLASS: Trophy

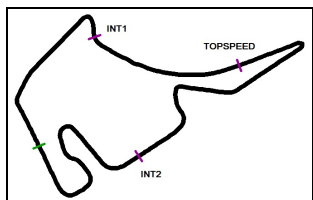
Started: 5	Classified: 5	Not Classified: 0						
1	9	T.Neumann(BUL)/J.Böling(DEU) Porsche Cayman 718 GT4 MR	DLV-Team Schuetz Motorsport(DEU)	11	1:50.178		149.4	14:37:30
2	27	S.Grotstollen(DEU)/G.Braun(DEU) BMW M4 GT4	team lillestoff(DEU) team lillestoff	3	1:50.276	0.098	0.098 149.3	14:20:57
3	26	T.Kieffer(LUX)/C.Kosch(LUX) Porsche Cayman 718 GT4 MR	Team Allied-Racing(DEU) Team Allied-Racing	9	1:50.369	0.191	0.093 149.1	14:35:02
4	89	J.Krabec(CZE)/L.Marionek(DEU) KTM X-Bow GT4	RTR projects(CZE) RTR projects	9	1:50.615	0.437	0.246 148.8	14:35:52
5	8	M.Suabo(DEU)/M.Dienst(DEU) Mercedes-AMG GT4	DLV-Team Schuetz Motorsport(DEU) DLV-Team Schuetz Motorsport	16	1:52.396	2.218	1.781 146.5	15:06:55

CLASS: Junior

Started: 9	Classified: 9	Not Classified: 0						
1	71	H.Sasse(DEU)/W.Tregurtha(GBR) Audi R8 LMS GT4	T3-HRT-Motorsport(DEU) T3-HRT-Motorsport	4	1:49.382		150.5	14:23:10
2	23	R.Falkenbach(DEU)/C.Piro(DEU) Ginetta G55 GT4	Team piro sports Caffè d Italia(DEU) Team piro sports Caffè d Italia	4	1:49.757	0.375	0.375 150.0	14:34:53
3	69	P.Dörr(DEU)/F.Martin-Dye(GBR) McLaren 570s GT4	Dörr Motorsport(DEU) Dörr Motorsport	8	1:49.783	0.401	0.026 149.9	14:33:14
4	10	J.Erlbacher(AUT)/C.Dupre(DEU) Mercedes-AMG GT4	Dupre Motorsport Engineering(DEU) Dupre Motorsport Engineering	5	1:50.252	0.870	0.469 149.3	14:25:07
5	21	D.Fetzer(DEU)/J.Sturm(DEU) Porsche Cayman 718 GT4 MR	Team Allied-Racing(DEU) Team Allied-Racing	9	1:50.392	1.010	0.140 149.1	14:33:58
6	59	A.Sizov(RUS)/P.Stalidzane(DEU) McLaren 570s GT4	Dörr Motorsport(DEU) Dörr Motorsport	9	1:50.777	1.395	0.385 148.6	14:32:37
7	19	L.O Dey(DEU)/A.Tauscher(DEU) Porsche Cayman 718 GT4 MR	KÜS TEAM75 Bernhard(DEU) KÜS TEAM75 Bernhard	11	1:50.910	1.528	0.133 148.4	14:39:27
8	48	J.Apotheloz(CHE)/L.Trefz(DEU) Mercedes-AMG GT4	MANN-FILTER Team HTP-WINWARD(DEU) HTP-WINWARD Motorsport	8	1:51.273	1.891	0.363 147.9	14:33:25
9	4	J.Marschalkowski(DEU)/H.Still(DEU) BMW M4 GT4	Team AVIA Sorg Rennsport(DEU) Team AVIA Sorg Rennsport	6	1:51.630	2.248	0.357 147.5	14:27:16

Subject to final scrutineering!

Publication time:	Clerk of the Course: Georg Ziegahn	Timekeeper: Steffen Ruhl
-------------------	------------------------------------	--------------------------



ADAC GT4 Germany

Sector List Free Practice 2

Provisional



Hockenheimring, Length: 4574m

Air temperature: 24.36°C

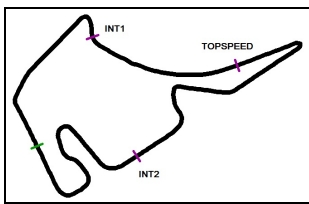
Track temperature: 37.3°C

Weather condition: Dry

DMSB Reg. Nr.: R-11498/20

Friday, September 18, 2020 14:15:00

Lap Id	Time	SE1	SP1	SE2	SP2	SE3	SP3	TSP	Lap Id	Time	SE1	SP1	SE2	SP2	SE3	SP3	TSP		
2 Piana, ITA(#1) / Schrey, DEU(#2) theoretical besttime: 1:50.242																			
1	2	2:13.098	42.581	126	54.168	168	36.349	181	222	9	2	1:50.646	24.361	141	51.078	171	35.207	183	235
2	2	1:51.649	24.817	140	51.408	171	35.424	182	230	10	2	1:55.800	24.414	140	51.126	173	40.260	55	235
3	2	1:51.331	24.801	140	51.337	173	35.193	183	231	11	2	3:31.016	2:04.183	141	51.561	171	35.272	184	235
4	2	1:50.767	24.509	140	51.093	173	35.165	183	231	12	2	1:51.619	24.523	138	51.498	171	35.598	183	234
5	2	1:55.500	24.405	141	51.364	172	39.731	51	233	13	2	1:56.663	25.031	142	51.380	171	40.252	59	234
6	2	3:24.339	1:58.308	140	51.014	172	35.017	183	234	14	2	4:10.990	2:39.311	139	51.703	168	39.976	59	234
7	2	1:50.825	24.464	141	51.162	173	35.199	184	234	15	2	3:30.289	1:59.034	141	51.460	172	39.795	59	236
8	2	1:50.487	24.536	141	50.864	171	35.087	184	234	16	2	3:50.762	1:58.923	123	52.764	169	59.075	55	232
3 von Gartzen, DEU(#1) / Hürtgen, DEU(#2) theoretical besttime: 1:51.794																			
1	1	2:18.318	45.682	125	55.907	166	36.729	179	214	9	1	2:05.046	25.141	138	55.118	146	44.787	56	233
2	1	1:52.946	25.058	138	51.960	170	35.928	181	232	10	1	3:33.525	1:59.821	129	55.008	171	38.696	181	180
3	1	1:52.239	24.846	139	51.615	170	35.778	180	233	11	1	1:52.047	24.784	139	51.362	169	35.901	182	237
4	1	1:52.412	25.148	139	51.616	171	35.648	180	232	12	1	1:52.423	24.942	138	51.681	170	35.800	182	235
5	1	1:52.754	24.860	137	52.024	170	35.870	182	231	13	1	1:59.122	25.015	140	51.912	168	42.195	58	233
6	1	2:03.558	24.992	139	53.805	171	44.761	48	235	14	1	3:21.388	1:54.056	142	51.560	171	35.772	183	236
7	1	3:21.466	1:53.810	139	51.631	171	36.025	182	235	15	1	1:59.231	24.857	141	51.962	168	42.412	55	237
8	1	1:52.584	24.934	139	51.761	170	35.889	182	233	16	1	3:31.031	1:53.718	134	53.049	167	44.264	47	233
4 Marschalkowski, DEU(#1) / Still, DEU(#2) theoretical besttime: 1:51.409																			
1	2	2:49.348	1:01.750	114	1:07.036	121	40.562	162	132	10	2	1:58.203	24.968	140	51.932	166	41.303	53	231
2	2	1:58.533	27.001	133	55.680	159	35.852	180	185	11	1	3:25.813	1:53.301	137	52.348	173	40.164	55	230
3	2	1:52.358	24.627	139	52.419	173	35.312	180	228	12	1	3:27.739	1:55.003	139	52.105	171	40.631	53	231
4	2	1:51.665	24.565	138	51.827	171	35.273	181	229	13	1	3:46.195	1:54.257	138	52.273	171	59.665	52	232
5	2	1:52.544	24.444	139	52.525	169	35.575	182	230	14	1	5:05.126	3:32.107	138	52.459	170	40.560	57	231
6	2	1:51.630	24.504	136	51.692	172	35.434	181	230	15	2	3:31.160	1:55.730	120	54.151	170	41.279	49	232
7	2	2:09.090	25.037	129	59.757	157	44.296	54	174	16	2	3:25.064	1:55.275	139	53.456	170	36.333	183	229
8	2	10:41.560	9:13.713	139	52.228	170	35.619	181	229	17	2	1:54.635	24.846	132	52.565	152	37.224	183	230
9	2	1:51.798	24.620	139	51.769	172	35.409	181	230	18	2	1:59.813	24.920	135	53.744	168	41.149	59	230
5 Stingu, ROM(#1) / Solombrino, DEU(#2) theoretical besttime: 1:50.568																			
1	1	3:05.520	1:10.090	105	1:09.369	152	46.061	169	168	15	1	3:25.868	1:55.444	140	53.044	165	37.380	176	232
2	1	2:01.867	27.244	140	55.122	164	39.501	176	230	16	1	1:55.535	25.671	143	52.440	170	37.424	178	230
3	1	1:58.026	25.837	143	53.632	169	38.557	176	231	17	1	1:56.538	25.618	143	52.866	171	38.054	176	231
4	1	1:56.419	25.986	143	52.462	169	37.971	176	231	18	1	2:10.646	26.081	140	53.024	167	51.541	59	231
5	1	1:54.942	25.428	143	52.036	169	37.478	177	233	19	1	5:11.641	3:40.134	133	53.046	170	38.461	176	230
6	1	1:54.933	25.330	144	52.204	170	37.399	177	233	20	1	1:54.428	25.591	142	52.064	171	36.773	176	233
7	1	2:04.279	26.483	144	53.156	170	44.640	52	230	21	1	1:57.672	25.512	137	53.231	168	38.929	175	234
8	1	3:21.046	1:53.695	137	51.905	171	35.446	181	229	22	1	2:04.035	26.411	134	52.310	170	45.314	56	233
9	2	1:51.596	24.790	136	51.133	171	35.673	180	235	23	2	3:21.469	1:54.313	140	51.447	171	35.709	181	231
10	2	1:51.921	24.803	142	51.821	174	35.297	181	228	24	2	1:51.479	24.712	142	50.927	171	35.840	169	233
11	2	1:52.262	24.616	144	50.885	166	36.761	181	235	25	2	1:52.623	24.981	137	51.458	172	36.184	181	233
12	2	1:52.113	24.969	133	51.783	171	35.361	180	232	26	2	1:52.102	24.895	142	51.852	173	35.355	183	231
13	2	1:52.418	24.857	138	52.193	173	35.368	180	233	27	2	1:51.675	24.927	140	51.013	171	35.735	181	233
14	2	1:56.045	24.913	141	50.655	173	40.477	50	234										
8 Suabo, DEU(#1) / Dienst, DEU(#2) theoretical besttime: 1:52.019																			
1	1	2:51.050	1:03.762	115	1:05.947	118	41.341	173	145	11	1	14:19.703	12:39.946	140	52.297	170	47.460	59	227
2	1	2:06.830	27.176	130	55.159	168	44.495	59	206	12	1	5:25.983	3:56.601	143	52.125	172	37.257	176	231
3	1	4:30.486	2:54.529	138	52.464	171	43.493	59	226	13	1	1:54.241	26.081	135	51.998	170	36.162	181	230
4	1	3:23.597	1:54.787	132	52.743	171	36.067	181	223	14	1	1:53.097	24.908	142	51.773	171	36.416	182	232
5	1	1:53.942	25.866	142	51.831	171	36.245	179	231	15	1	1:54.436	25.142	144	51.723	170	37.571	178	234
6	1	1:53.034	25.119	144	51.749	169	36.166	180	230	16	1	1:52.396	25.158	141	51.515	171	35.723	181	232
7	1	1:52.844	25.228	141	51.684	171	35.932	179	231	17	1	1:52.465	24.793	142	51.830	169	35.842	183	229
8	1	1:53.495	25.139	141	52.433	172	35.923	180	232	18	1	1:54.543	24.859	141	53.223	168	36.461	183	229
9	1	1:53.856	24.972	140	52.344	166	36.540	180	231	19	1	1:52.521	24.781	140	51.956	171	35.784	181	229
10	1	2:16.028	24.801	141	51.520	171	59.707	51	231	20	1	2:01.068	24.981	140	52.461	169	43.626	59	229



ADAC GT4 Germany

Sector List Free Practice 2



Provisional

Hockenheimring, Length: 4574m

Air temperature: 24.36°C

Track temperature: 37.3°C

Weather condition: Dry

DMSB Reg. Nr.: R-11498/20

Friday, September 18, 2020 14:15:00

Lap Id	Time	SE1	SP1	SE2	SP2	SE3	SP3	TSP	Lap Id	Time	SE1	SP1	SE2	SP2	SE3	SP3	TSP		
9 Neumann, BUL(#1) / Bölting, DEU(#2)									theoretical besttime: 1:50.077										
1	2	2:21.430	46.835	130	56.489	154	38.106	174	188	13	2	3:37.135	2:09.552	139	51.386	163	36.197	182	238
2	2	1:54.635	25.542	143	53.010	169	36.083	180	207	14	2	1:50.954	24.688	145	50.721	174	35.545	181	238
3	2	1:51.771	24.817	144	50.987	175	35.967	183	239	15	2	1:51.541	24.903	145	50.938	175	35.700	181	238
4	2	1:51.754	24.842	144	51.095	172	35.817	181	235	16	2	1:51.065	24.562	144	50.809	170	35.694	183	240
5	2	1:51.259	24.707	145	50.674	171	35.878	182	239	17	2	1:51.115	24.804	144	50.616	174	35.695	183	240
6	2	2:00.176	24.602	143	51.290	170	44.284	50	240	18	2	1:58.175	24.632	144	51.748	168	41.795	48	238
7	2	3:16.304	1:48.929	144	51.186	174	36.189	182	240	19	2	6:55.300	5:27.366	143	51.465	175	36.469	181	242
8	1	1:51.153	24.821	145	50.742	175	35.590	184	241	20	1	1:52.267	25.028	143	51.387	172	35.852	181	241
9	1	1:50.950	24.652	144	50.789	175	35.509	184	240	21	1	1:53.097	24.822	143	52.560	173	35.715	184	242
10	1	1:50.537	24.780	145	50.484	175	35.273	184	241	22	1	1:51.346	24.911	142	50.809	175	35.626	184	241
11	1	1:50.178	24.426	144	50.378	176	35.374	185	241	23	1	1:54.045	24.709	142	53.535	175	35.801	185	242
12	1	1:55.742	24.480	144	50.708	174	40.554	55	240	24	1	1:56.230	24.764	144	51.319	166	40.147	57	238

10 Erlbacher, AUT(#1) / Dupre, DEU(#2)									theoretical besttime: 1:49.927										
1	2	2:42.663	1:00.635	117	1:04.299	161	37.729	177	155	15	2	1:54.083	24.608	143	50.902	171	38.573	61	234
2	2	1:52.963	25.705	141	51.609	173	35.649	180	230	16	2	3:05.322	1:39.193	143	51.077	173	35.052	182	231
3	2	1:50.804	24.748	142	50.902	170	35.154	180	230	17	2	1:51.351	24.610	144	51.594	172	35.147	180	232
4	2	1:50.706	24.681	140	51.024	174	35.001	181	231	18	2	3:08.035	25.620	108	1:32.821	85	1:09.594	54	85
5	2	1:50.252	24.436	141	51.016	174	34.800	181	231	19	2	3:13.166	1:45.911	142	51.389	173	35.866	179	233
6	2	1:50.969	24.636	140	51.018	173	35.315	180	232	20	2	1:51.171	24.881	144	51.144	173	35.146	182	233
7	2	1:50.746	24.793	142	50.897	173	35.056	180	232	21	2	1:56.700	24.998	143	54.906	158	36.796	182	234
8	2	1:53.966	24.443	144	50.800	173	38.723	58	231	22	1	1:50.528	24.700	143	50.958	173	34.870	182	233
9	2	4:21.906	2:55.874	141	51.078	172	34.954	180	233	23	1	1:50.731	24.558	143	50.956	173	35.217	183	235
10	2	1:50.755	24.634	143	50.748	172	35.373	180	232	24	1	1:56.451	25.010	144	53.952	164	37.489	183	232
11	2	1:55.987	24.731	142	51.230	171	40.026	54	232	25	1	1:51.054	24.579	143	51.297	173	35.178	184	231
12	2	3:44.598	2:18.425	142	51.134	173	35.039	180	232	26	1	1:52.302	24.783	142	51.475	172	36.044	183	233
13	2	1:50.517	24.466	142	50.802	173	35.249	180	231	27	1	1:59.454	24.965	141	51.612	172	42.877	59	232
14	2	1:50.375	24.768	142	50.691	173	34.916	180	232										

14 Kreutzpointner, DEU(#1) / Kreutzpointner, DEU(#2)									theoretical besttime: 1:51.014										
1	2	2:54.640	51.335	120	1:13.893	117	49.412	52	114	12	2	1:52.150	24.718	143	51.604	173	35.828	183	236
2	2	6:32.251	4:50.984	95	1:05.621	171	35.646	182	127	13	2	1:52.070	24.481	137	51.472	174	36.117	183	235
3	2	1:52.183	24.866	142	51.715	172	35.602	182	234	14	2	1:57.970	24.872	143	51.598	173	41.500	59	235
4	2	1:51.341	24.615	142	51.291	174	35.435	182	234	15	1	7:19.871	5:30.998	125	1:09.396	136	39.477	183	125
5	2	2:02.722	24.523	142	51.143	173	47.056	59	236	16	1	1:53.482	25.076	142	51.998	172	36.408	180	237
6	2	6:50.154	5:22.670	141	51.712	173	35.772	181	235	17	1	1:52.389	24.613	144	51.471	172	36.305	181	237
7	2	1:52.059	24.583	143	51.570	172	35.906	182	236	18	1	1:52.689	24.796	144	51.801	171	36.092	182	237
8	2	1:51.805	24.657	143	51.441	174	35.707	182	236	19	1	1:52.688	24.746	144	51.714	166	36.228	182	238
9	2	1:51.777	24.598	142	51.470	175	35.709	182	236	20	1	1:57.533	24.743	142	51.978	171	40.812	57	235
10	2	1:51.738	24.729	143	51.098	174	35.911	181	238	21	1	3:27.554	1:54.478	139	52.230	170	40.846	58	235
11	2	1:53.761	24.789	143	53.050	167	35.922	183	236	22	1	3:23.364	1:55.292	142	51.835	171	36.237	184	235

19 O Dey, DEU(#1) / Tauscher, DEU(#2)									theoretical besttime: 1:50.701										
1	2	3:47.741	2:11.341	120	58.347	166	38.053	178	162	12	1	1:57.951	24.812	144	51.210	174	41.929	54	238
2	2	1:53.971	25.979	142	52.255	173	35.737	184	235	13	2	4:23.100	2:51.180	142	51.619	172	40.301	50	238
3	2	1:51.830	24.994	144	51.436	172	35.400	183	237	14	1	3:52.708	2:19.184	141	52.067	170	41.457	53	238
4	2	1:51.724	24.597	145	51.837	173	35.290	184	238	15	2	3:29.218	1:55.683	144	52.483	171	41.052	54	238
5	2	1:51.149	24.602	145	51.220	168	35.327	184	238	16	1	6:40.888	5:06.184	135	52.808	170	41.896	54	236
6	2	1:51.365	24.858	144	51.077	171	35.430	181	241	17	2	3:12.784	1:41.182	143	51.392	171	40.210	55	238
7	2	1:55.887	24.755	143	51.090	171	40.042	54	240	18	1	3:14.779	1:40.148	142	53.112	170	41.519	54	235
8	2	3:49.469	2:20.908	142	52.484	173	36.077	179	239	19	1	3:48.652	2:17.054	143	51.356	172	40.242	54	237
9	1	1:51.830	25.105	140	51.245	173	35.480	182	240	20	1	3:34.153	2:00.972	140	51.742	171	41.439	53	236
10	1	1:51.575	24.889	143	51.256	174	35.430	183	238	21									
11	1	1:50.910	24.665	143	50.814	175	35.431	183	239										

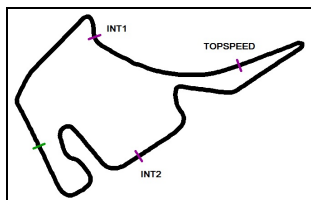
21 Fetzer, DEU(#1) / Sturm, DEU(#2)									theoretical besttime: 1:49.971										
1	1	2:34.032	56.358	121	1:01.614	158	36.060	172	158	12	2	3:00.424	1:34.718	144	50.459	173	35.247	183	240
2	1	1:54.027	25.740	145	52.399	170	35.888	183	231	13	2	1:50.937	24.664	143	50.964	169	35.309	182	238
3	1	1:51.698	24.739	144	51.037	173	35.922	175	240	14	2	1:51.396	24.587	144	51.342	173	35.467	180	238
4	1	1:51.522	25.019	143	51.320	171	35.183	182	240	15	2	1:50.569	24.795	144	50.573	175	35.201	183	239
5	1	1:50.718	24.494	143	50.881	170	35.343	182	241	16	2	1:55.967	24.743	143	51.598	167	39.626	60	238

ver: 1.0

www.adac.de/motorsport

Page 2/ 5 printed: 18.9.2020 15:20





ADAC GT4 Germany

Sector List Free Practice 2

Provisional



Hockenheimring, Length: 4574m

Air temperature: 24.36°C

Track temperature: 37.3°C

Weather condition: Dry

DMSB Reg. Nr.: R-11498/20

Friday, September 18, 2020 14:15:00

Lap	Id	Time	SE1	SP1	SE2	SP2	SE3	SP3	TSP	Lap	Id	Time	SE1	SP1	SE2	SP2	SE3	SP3	TSP
12	1	4:33.602	3:06.318	142	51.460	167	35.824	182	236										

71 Sasse, DEU(#1) / Tregurtha, GBR(#2)

theoretical besttime: 1:49.030

1	2	2:37.013	55.758	104	1:04.487	167	36.768	181	147	14	1	3:27.223	1:55.619	140	51.310	173	40.294	58	233
2	2	1:54.195	25.171	143	52.610	173	36.414	181	234	15	1	3:21.817	1:52.689	138	53.518	173	35.610	182	230
3	2	1:49.820	24.435	144	50.468	174	34.917	183	235	16	1	1:50.365	24.555	142	50.488	173	35.322	182	234
4	2	1:49.382	23.986	144	50.383	174	35.013	184	240	17	1	1:50.815	24.386	143	50.564	173	35.865	160	234
5	2	1:49.815	24.209	143	50.658	176	34.948	183	235	18	1	2:14.966	35.352	90	54.390	157	45.224	58	221
6	2	1:49.562	24.260	143	50.302	176	35.000	182	236	19	2	5:07.089	3:38.153	142	53.146	172	35.790	181	232
7	2	1:54.747	24.212	144	50.417	174	40.118	57	234	20	2	1:54.027	24.465	140	51.894	120	37.668	181	235
8	2	3:23.712	1:57.706	142	50.894	174	35.112	183	235	21	2	1:51.570	24.587	141	51.349	173	35.634	184	234
9	2	1:50.874	24.547	143	51.178	174	35.149	182	235	22	2	1:55.082	25.001	142	50.710	174	39.371	58	234
10	2	1:49.563	24.416	143	50.395	175	34.752	183	238	23	2	3:22.992	1:54.337	143	51.103	175	37.552	181	234
11	2	1:50.401	24.522	144	50.646	175	35.233	182	237	24	2	1:51.296	24.804	142	51.083	172	35.409	183	233
12	2	1:49.720	24.432	144	50.292	175	34.996	183	236	25	2	1:51.095	24.654	144	50.957	174	35.484	178	236
13	1	1:57.351	24.516	143	51.220	172	41.615	57	234	26	2	1:58.075	25.356	143	52.162	175	40.557	60	222

89 Krabec, CZE(#1) / Marionek, DEU(#2)

theoretical besttime: 1:49.897

1	2	2:28.676	44.588	114	1:03.823	158	40.265	169	177	12	2	1:54.994	24.610	142	51.282	170	39.102	57	219
2	2	2:10.806	27.522	131	1:00.195	165	43.089	57	206	13	1	3:22.021	1:54.960	140	51.575	169	35.486	177	221
3	1	3:25.802	1:56.759	127	53.730	169	35.313	175	216	14	1	1:52.340	25.199	140	51.806	169	35.335	177	220
4	1	1:53.682	25.044	140	53.269	168	35.369	177	219	15	1	1:50.709	24.421	140	51.632	170	34.656	177	219
5	1	1:52.556	24.662	138	52.635	169	35.259	176	219	16	1	1:51.279	24.329	137	51.957	169	34.993	176	218
6	1	1:50.687	24.490	140	51.362	168	34.835	177	220	17	1	1:50.871	24.412	141	51.828	171	34.631	177	219
7	1	1:56.243	24.588	138	51.845	169	39.810	57	218	18	1	2:12.785	25.660	138	52.293	169	54.832	50	219
8	2	3:22.566	1:55.261	139	52.021	164	35.284	177	221	19	2	4:37.346	3:10.453	140	51.228	170	35.665	176	220
9	2	1:50.615	24.599	140	51.184	171	34.832	178	222	20	2	1:50.729	24.467	141	51.271	171	34.991	177	221
10	2	1:51.263	24.486	141	51.349	171	35.428	177	221	21	2	1:53.394	26.865	141	51.568	171	34.961	178	219
11	2	1:50.735	24.212	141	51.054	172	35.469	173	221	22	2	2:01.332	24.468	142	53.885	167	42.979	52	221

99 Jöns, DEU(#1) / Dreyspring, DEU(#2)

theoretical besttime: 1:49.913

1	1	2:19.693	45.088	124	56.144	143	38.461	176	216	10	1	2:05.230	24.727	144	53.719	160	46.784	44	238
2	1	1:54.300	25.334	143	52.077	171	36.889	180	236	11	2	5:02.944	3:36.651	145	50.913	174	35.380	181	237
3	1	1:52.208	25.191	144	51.528	171	35.489	180	235	12	2	1:50.644	24.587	146	50.865	173	35.192	182	236
4	1	1:50.556	24.591	144	50.777	171	35.188	182	236	13	2	1:50.659	24.721	143	50.745	175	35.193	184	237
5	1	1:50.029	24.311	145	50.559	173	35.159	183	238	14	2	1:50.191	24.547	144	50.556	175	35.088	184	238
6	1	2:01.248	24.434	144	50.690	171	46.124	51	241	15	2	1:51.030	24.826	144	50.802	173	35.402	183	236
7	1	4:19.631	2:48.802	132	53.668	170	37.161	177	219	16	2	1:50.440	24.690	144	50.704	175	35.046	184	236
8	1	1:53.758	25.344	143	52.591	153	35.823	183	234	17			24.568	144	50.830	175			240
9	1	1:50.625	24.385	143	50.845	172	35.395	182	237										



ADAC GT4 Germany

Top speed list Free Practice 2

Provisional



Hockenheimring, Length: 4574m

Air temperature: 24.36°C

Track temperature: 37.3°C

Weather condition: Dry

DMSB Reg. Nr.: R-11498/20

Friday, September 18, 2020 14:15:00

#	Name (NAT)	Team	Car name	Speed	Lap	Race time
59	Patricija Stalidzane (DEU)	Dörr Motorsport (DEU)	McLaren 570s GT4	244.89	20	42:58.426
22	Nicolaj Möller-Madsen (DNK)	Team Allied-Racing (DEU)	Porsche Cayman 718 GT4 MR	243.79	9	19:11.412
69	Phil Dörr (DEU)	Dörr Motorsport (DEU)	McLaren 570s GT4	242.15	17	42:57.083
9	Joachim Bölting (DEU)	DLV-Team Schuetz Motorsport (DEU)	Porsche Cayman 718 GT4 MR	242.15	19	43:07.274
25	Dennis Richter (DEU)	Burgmann Racing (DEU)	Porsche Cayman 718 GT4 MR	242.15	19	48:43.509
99	Christer Jöns (DEU)	Dörr Motorsport (DEU)	McLaren 570s	241.61	6	10:25.335
21	Dennis Fetzer (DEU)	Team Allied-Racing (DEU)	Porsche Cayman 718 GT4 MR	241.07	5	8:49.880
19	Alexander Tauscher (DEU)	KÜS TEAM75 Bernhard (DEU)	Porsche Cayman 718 GT4 MR	241.07	6	11:55.311
26	Tom Kieffer (LUX)	Team Allied-Racing (DEU)	Porsche Cayman 718 GT4 MR	240.53	17	36:06.805
71	William Tregurtha (GBR)	T3-HRT-Motorsport (DEU)	Audi R8 LMS GT4	240.00	4	6:59.110
14	Alesia Kreuzpointner (DEU)	MRS GT-Racing (DEU)	BMW M4 GT4	238.93	19	50:43.875
3	Sebastian von Gartzen (DEU)	Hofer Racing by Bonk Motorsport (CHE)	BMW M4 GT4	237.36	11	23:23.881
27	Georg Braun (DEU)	team lillestoff (DEU)	BMW M4 GT4	236.84	10	19:19.330
48	Luca-Sandro Trefz (DEU)	MANN-FILTER Team HTP-WINWARD (DEU)	Mercedes-AMG GT4	236.32	9	19:03.749
2	Michael Schrey (DEU)	Hofer Racing by Bonk Motorsport (CHE)	BMW M4 GT4	236.32	15	34:17.989
10	Jacob Erlbacher (AUT)	Dupre Motorsport Engineering (DEU)	Mercedes-AMG GT4	235.80	23	50:46.362
5	Domenico Solombrino (DEU)	Hella Pagid - racing one (DEU)	Audi R8 LMS GT4	235.29	9	18:56.295
8	Marcus Suabo (DEU)	DLV-Team Schuetz Motorsport (DEU)	Mercedes-AMG GT4	234.78	15	48:47.624
4	Hendrik Still (DEU)	Team AVIA Sorg Rennsport (DEU)	BMW M4 GT4	232.75	15	46:52.255
24	Reinhard Kofler (AUT)	True Racing (AUT)	KTM X-BOW GT4 EVO	232.25	15	45:03.710
23	Robin Falkenbach (DEU)	Team piro sports Caffè d Italia (DEU)	Ginetta G55 GT4	227.36	4	18:42.021
89	Lennart Marioneck (DEU)	RTR projects (CZE)	KTM X-Bow GT4	222.68	9	19:40.522