

Provisional

Result List

Stewards / Race Management

STEWARD	Achim Loth
STEWARD	Yasin Özer
STEWARD	Franz-Josef Serr
RACE DIRECTOR	Niels Wittich
CLERK OF THE COURSE	Georg Ziegahn
TECHNICAL DELEGATE	Erik Wilhelmi
CHIEF TIMEKEEPER	Steffen Ruhl

Weather Start/Finish

AIR	22.8°C
TRACK	36.1°C
CONDITIONS	Dry
PRESSURE	1015 hPa
AIR	23.4°C
TRACK	36.0°C
CONDITIONS	Dry
PRESSURE	1015 hPa

Track Information

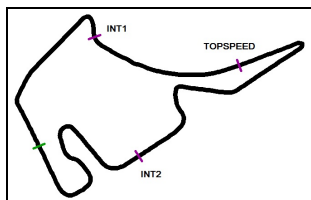
GREEN FLAG	13:35:00
CHEQUERED FLAG	14:05:00
SAFETY CAR PHASE	0
FULL COURSE YELLOW PHASE	0
TRACK NAME	Hockenheimring
TRACK LENGTH	4574m
TURN COUNT	17
FASTEST LAP:	#29. DUE - 1:41.124

STARTED: 17 CLASSIFIED: 17 NOT CLASSIFIED: 0 DISQUALIFIED: 0

Nr.	Drivers	Team	Lap	Best Time	Gap	Diff	Kph	Day Time
Cl.	Car	Competitor						
1	29 J.Dürksen(DEU) ADAC Formel 4	(T) ADAC Berlin-Brandenburg e.V.(DEU) ADAC Berlin-Brandenburg e.V.	13	1:41.124			162.8	14:00:52
2	4 V.Bernier(FRA) ADAC Formel 4	(T) R-ace GP(FRA) R-ACE GP	14	1:41.140	0.016	0.016	162.8	14:04:29
3	15 S.Montoya(COL) R ADAC Formel 4	Prema Powerteam SRL(ITA) Prema Powerteam SRL	11	1:41.438	0.314	0.298	162.3	13:58:41
4	77 T.Tramnitz(DEU) R ADAC Formel 4	(T) US Racing(DEU) US Racing	14	1:41.527	0.403	0.089	162.1	14:03:54
5	52 J.Crawford(USA) ADAC Formel 4	(T) Van Amersfoort Racing(NLD) Van Amersfoort Racing	14	1:41.534	0.410	0.007	162.1	14:04:04
6	95 V.Lomko(RUS) R ADAC Formel 4	US Racing(DEU) US Racing	10	1:41.550	0.426	0.016	162.1	13:59:27
7	87 O.Bearman(GBR) R ADAC Formel 4	US Racing(DEU) US Racing	9	1:41.575	0.451	0.025	162.1	13:58:11
8	58 E.Seppänen(FIN) ADAC Formel 4	(T) US Racing(DEU) US Racing	14	1:41.580	0.456	0.005	162.1	14:04:41
9	46 G.Mini(ITA) R ADAC Formel 4	(T) Prema Powerteam SRL(ITA) Prema Powerteam SRL	10	1:41.581	0.457	0.001	162.1	13:57:58
10	16 D.Beganovic(SWE) R ADAC Formel 4	(T) Prema Powerteam SRL(ITA) Prema Powerteam SRL	10	1:41.657	0.533	0.076	161.9	13:58:15
11	51 F.Pizzi(ITA) R ADAC Formel 4	Van Amersfoort Racing(NLD) Van Amersfoort Racing	10	1:41.685	0.561	0.028	161.9	13:58:40
12	17 J.Edgar(GBR) ADAC Formel 4	(T) Van Amersfoort Racing(NLD) Van Amersfoort Racing	13	1:41.686	0.562	0.001	161.9	14:01:24
13	72 L.Fornaroli(ITA) R ADAC Formel 4	Iron Lynx(ITA) Iron Lynx	11	1:42.000	0.876	0.314	161.4	14:01:26
14	78 H.AI Qubaisi(UAE) ADAC Formel 4	(T) Iron Lynx(ITA) Iron Lynx	10	1:42.022	0.898	0.022	161.4	13:59:18
15	6 K.Smal(RUS) R ADAC Formel 4	(T) R-ace GP(FRA) R-ACE GP	10	1:42.086	0.962	0.064	161.2	13:58:26
16	7 J.Knopp(CZE) R ADAC Formel 4	(T) ADAC Berlin-Brandenburg e.V.(DEU) ADAC Berlin-Brandenburg e.V.	13	1:42.215	1.091	0.129	161.0	14:03:24
17	23 E.Zuniga(MEX) R ADAC Formel 4	ADAC Berlin-Brandenburg e.V.(DEU) ADAC Berlin-Brandenburg e.V.	10	1:42.241	1.117	0.026	161.0	14:01:58

Subject to final scrutineering!

Publication time:	Clerk of the Course: Georg Ziegahn	Timekeeper: Steffen Ruhl
-------------------	------------------------------------	--------------------------



ADAC Formel 4

Sector List Free Practice 2



Provisional

DMSB Reg. Nr.: R-11498/20

Hockenheimring, Length: 4574m

Air temperature: 23.41°C

Track temperature: 36.8°C

Weather condition: Dry

Friday, September 18, 2020 13:35:00

Lap	Id	Time	SE1	SP1	SE2	SP2	SE3	SP3	TSP	Lap	Id	Time	SE1	SP1	SE2	SP2	SE3	SP3	TSP
4	Bernier, FRA(#1)									theoretical besttime: 1:41.104									
1	0	2:08.056	40.495	138	54.204	169	33.357	181	173	9	0	1:41.661	22.236	152	48.276	182	31.149	188	218
2	0	1:47.230	24.075	150	51.258	179	31.897	185	202	10	0	1:42.665	23.106	151	48.512	183	31.047	188	219
3	0	1:44.851	22.633	150	50.226	174	31.992	186	217	11	0	1:41.676	22.377	152	48.101	183	31.198	185	219
4	0	1:42.694	22.534	151	48.738	181	31.422	187	218	12	0	1:41.335	22.256	151	48.135	182	30.944	187	219
5	0	1:42.372	22.439	150	48.531	181	31.402	186	217	13	0	1:52.159	25.051	125	55.826	180	31.282	188	170
6	0	1:47.066	22.488	151	48.791	180	35.787	55	217	14	0	1:41.140	22.131	152	48.137	183	30.872	189	218
7	0	6:32.723	5:06.014	129	53.715	169	32.994	187	191	15			22.362	151	48.231	183			224
8	0	1:43.202	22.957	151	49.096	183	31.149	188	216										

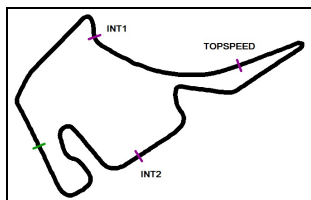
6	Smal, RUS(#1)									theoretical besttime: 1:41.929									
1	0	2:15.421	44.563	142	57.104	170	33.754	179	161	8	0	1:47.382	25.259	150	50.533	177	31.590	187	206
2	0	1:49.424	25.687	147	51.582	172	32.155	184	198	9	0	1:42.490	22.437	146	48.886	183	31.167	188	216
3	0	1:44.229	22.783	147	49.831	180	31.615	185	213	10	0	1:42.086	22.192	150	48.744	182	31.150	186	216
4	0	1:43.875	22.549	149	49.395	180	31.931	185	215	11	0	1:43.696	22.349	147	48.850	181	32.497	149	216
5	0	1:42.914	22.513	148	48.877	180	31.524	184	214	12	0	2:05.310	31.316	116	1:02.502	178	31.492	187	138
6	0	1:49.807	23.144	147	49.375	179	37.288	55	213	13	0	1:42.528	22.247	150	48.587	182	31.694	184	217
7	0	7:08.121	5:39.019	135	55.402	164	33.700	183	166	14			22.463	149	48.991	182			216

7	Knopp, CZE(#1)									theoretical besttime: 1:41.977									
1	0	2:24.637	53.285	121	57.517	153	33.835	166	179	8	0	1:47.906	23.611	149	52.611	179	31.684	189	164
2	0	1:50.259	24.459	148	52.519	174	33.281	184	177	9	0	1:46.614	22.665	151	50.620	127	33.329	189	219
3	0	2:03.936	23.916	146	53.120	165	46.900	57	174	10	0	1:59.922	22.439	149	49.194	180	48.289	42	220
4	0	2:21.445	57.954	147	51.312	182	32.179	186	191	11	0	2:40.650	1:20.137	149	48.894	183	31.619	188	220
5	0	1:44.780	22.854	150	49.608	180	32.318	187	219	12	0	1:42.490	22.771	150	48.326	183	31.393	189	220
6	0	1:49.388	22.722	150	48.804	182	37.862	51	217	13	0	1:42.215	22.473	150	48.435	182	31.307	188	219
7	0	4:29.466	3:03.257	132	53.829	179	32.380	188	197	14			22.344	151	48.738	182			219

15	Montoya, COL(#1)									theoretical besttime: 1:41.341									
1	0	2:05.686	27.957	144	51.038	175	46.691	41	211	9	0	1:44.156	22.945	151	49.690	182	31.521	189	214
2	0	2:16.957	52.417	145	52.733	180	31.807	188	158	10	0	1:41.873	22.360	152	48.471	183	31.042	188	221
3	0	1:43.779	22.616	149	49.235	182	31.928	188	218	11	0	1:41.438	22.151	151	48.148	184	31.139	188	223
4	0	1:42.529	22.719	151	48.638	182	31.172	188	219	12	0	1:43.590	22.250	150	49.228	183	32.112	188	223
5	0	1:42.665	22.404	150	48.689	182	31.572	186	219	13	0	1:42.120	22.420	150	48.331	184	31.369	187	220
6	0	1:42.626	22.553	150	48.636	181	31.437	187	219	14	0	1:44.059	22.482	150	50.194	181	31.383	188	219
7	0	1:48.055	22.410	149	48.689	182	36.956	53	218	15	0	1:41.626	22.224	151	48.239	183	31.163	189	221
8	0	5:30.938	3:58.050	137	59.643	163	33.245	187	138										

16	Beganovic, SWE(#1)									theoretical besttime: 1:41.643									
1	0	2:06.995	28.251	147	51.208	176	47.536	39	210	8	0	1:43.865	22.969	151	49.477	181	31.419	186	210
2	0	2:43.957	1:13.000	147	50.261	180	40.696	46	208	9	0	1:42.444	22.601	151	48.599	183	31.244	188	215
3	0	2:09.544	48.273	149	49.471	180	31.800	186	216	10	0	1:41.657	22.304	151	48.399	183	30.954	187	217
4	0	1:43.391	22.882	149	48.954	180	31.555	186	216	11	0	1:41.785	22.345	150	48.385	182	31.055	187	216
5	0	1:42.906	22.625	150	48.893	181	31.388	187	216	12	0	1:41.848	22.372	151	48.458	182	31.018	189	218
6	0	1:48.875	22.522	150	48.636	181	37.717	52	218	13	0	1:53.751	23.523	127	58.624	167	31.604	187	176
7	0	5:51.826	4:27.535	144	52.158	178	32.133	187	195	14	0	1:42.032	22.359	152	48.570	181	31.103	188	217

17	Edgar, GBR(#1)									theoretical besttime: 1:41.428									
1	0	2:02.954	38.076	139	52.008	169	32.870	177	199	9	0	1:48.418	23.797	150	51.584	162	33.037	173	197
2	0	2:03.215	23.409	150	50.614	178	49.192	41	194	10	0	1:48.263	23.478	151	52.000	141	32.785	188	184
3	0	2:22.466	59.017	148	51.814	181	31.635	188	200	11	0	1:42.428	22.928	150	48.355	183	31.145	188	219
4	0	1:42.510	22.477	149	48.621	182	31.412	187	219	12	0	1:41.898	22.185	149	48.338	183	31.375	187	219
5	0	1:42.603	22.388	150	48.593	181	31.622	187	218	13	0	1:41.686	22.319	150	48.252	183	31.115	189	220
6	0	1:42.684	22.479	149	48.651	181	31.554	187	217	14	0	1:42.000	22.128	150	48.185	182	31.687	187	219
7	0	1:49.233	22.261	148	48.606	181	38.366	52	218	15	0	1:41.780	22.138	150	48.366	183	31.276	187	219
8	0	4:15.797	2:47.462	134	54.158	164	34.177	183	188	16	0	1:43.929	23.928	150	48.698	182	31.303	187	218



ADAC Formel 4

Sector List Free Practice 2



Provisional

DMSB Reg. Nr.: R-11498/20

Hockenheimring, Length: 4574m

Air temperature: 23.41°C

Track temperature: 36.8°C

Weather condition: Dry

Friday, September 18, 2020 13:35:00

Lap Id	Time	SE1	SP1	SE2	SP2	SE3	SP3	TSP	Lap Id	Time	SE1	SP1	SE2	SP2	SE3	SP3	TSP
23	Zuniga, MEX(#1)	theoretical besttime: 1:42.234															
1 0	2:35.533	1:02.203	124	57.635	166	35.695	177	172	7 0	1:43.623	22.865	151	48.827	181	31.931	188	219
2 0	2:05.153	26.357	143	54.634	172	44.162	55	208	8 0	1:42.998	22.637	150	48.716	181	31.645	188	218
3 0	2:20.676	46.515	147	52.831	177	41.330	56	211	9 0	1:42.618	22.435	150	48.635	182	31.548	188	219
4 0	2:20.833	46.479	147	51.249	177	43.105	55	217	10 0	1:42.241	22.323	151	48.492	183	31.426	189	220
5 0	8:56.837	7:26.248	127	57.160	176	33.429	183	172	11 0	1:42.750	22.506	149	48.825	181	31.419	188	218
6 0	1:47.364	23.832	151	51.059	178	32.473	188	214	12 0	1:42.490	22.359	151	48.609	183	31.522	188	219

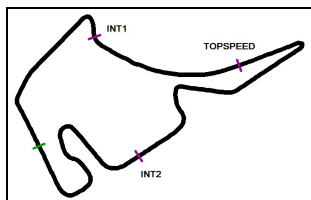
Lap Id	Time	SE1	SP1	SE2	SP2	SE3	SP3	TSP	Lap Id	Time	SE1	SP1	SE2	SP2	SE3	SP3	TSP
29	Dürksen, DEU(#1)	theoretical besttime: 1:41.085															
1 0	2:21.659	51.413	144	56.455	166	33.791	170	156	9 0	1:41.637	22.494	150	48.142	184	31.001	190	221
2 0	1:50.320	24.222	149	53.393	156	32.705	171	189	10 0	1:41.610	22.201	150	48.240	183	31.169	188	219
3 0	1:52.351	23.734	149	52.085	124	36.532	188	185	11 0	1:45.862	24.589	149	49.755	183	31.518	189	220
4 0	1:42.981	22.732	150	48.841	183	31.408	188	217	12 0	1:41.538	22.445	150	48.122	184	30.971	190	220
5 0	1:43.002	22.710	148	48.699	182	31.593	188	218	13 0	1:41.124	22.085	150	48.084	183	30.955	188	220
6 0	1:42.581	22.484	149	48.673	181	31.424	184	218	14 0	1:44.478	22.233	150	48.857	181	33.388	189	221
7 0	1:51.610	24.767	148	49.255	181	37.588	51	220	15 0	1:52.222	22.182	151	48.045	184	41.995	186	221
8 0	4:15.396	2:52.741	144	51.246	178	31.409	189	191	16		22.440	150	51.093	164			220

Lap Id	Time	SE1	SP1	SE2	SP2	SE3	SP3	TSP	Lap Id	Time	SE1	SP1	SE2	SP2	SE3	SP3	TSP
46	Mini, ITA(#1)	theoretical besttime: 1:41.534															
1 0	2:08.134	29.729	146	50.688	178	47.717	43	205	8 0	1:42.008	22.430	151	48.402	183	31.176	188	218
2 0	2:55.249	1:22.258	150	49.567	180	43.424	42	213	9 0	1:41.708	22.222	152	48.328	182	31.158	188	218
3 0	2:13.483	52.982	148	49.009	179	31.492	188	217	10 0	1:41.581	22.234	151	48.354	182	30.993	189	219
4 0	1:42.596	22.476	150	48.599	181	31.521	186	217	11 0	1:50.511	22.784	139	54.397	160	33.330	188	173
5 0	1:42.599	22.406	151	48.804	181	31.389	188	218	12 0	1:41.803	22.415	149	48.404	183	30.984	189	218
6 0	1:47.825	22.399	149	48.647	181	36.779	53	217	13 0	1:42.280	22.802	151	48.347	182	31.131	189	219
7 0	5:23.097	3:54.731	132	55.535	167	32.831	187	176	14		22.245	151	48.454	183			218

Lap Id	Time	SE1	SP1	SE2	SP2	SE3	SP3	TSP	Lap Id	Time	SE1	SP1	SE2	SP2	SE3	SP3	TSP
51	Pizzi, ITA(#1)	theoretical besttime: 1:41.631															
1 0	2:33.647	49.133	145	55.971	159	48.543	51	172	8 0	1:42.251	22.516	151	48.268	181	31.467	187	222
2 0	3:42.241	1:58.188	147	57.109	162	46.944	54	167	9 0	1:42.196	22.470	150	48.499	183	31.227	189	219
3 0	2:19.156	52.777	148	53.509	159	32.870	185	207	10 0	1:41.685	22.255	149	48.237	184	31.193	188	220
4 0	1:48.391	22.560	149	48.809	182	37.022	54	217	11 0	1:45.337	22.260	149	50.538	182	32.539	187	218
5 0	4:23.040	2:50.714	144	56.443	164	35.883	162	178	12 0	1:41.971	22.311	149	48.303	182	31.357	189	221
6 0	1:55.130	25.645	150	54.471	158	35.014	154	183	13 0	1:41.702	22.271	149	48.183	183	31.248	186	221
7 0	1:52.349	26.417	150	53.861	168	32.071	188	169	14 0	1:41.989	22.265	149	48.333	182	31.391	185	219

Lap Id	Time	SE1	SP1	SE2	SP2	SE3	SP3	TSP	Lap Id	Time	SE1	SP1	SE2	SP2	SE3	SP3	TSP
52	Crawford, USA(#1)	theoretical besttime: 1:41.534															
1 0	2:04.401	38.932	140	52.048	172	33.421	182	189	9 0	1:41.880	22.215	150	48.406	182	31.259	187	218
2 0	2:04.676	23.685	150	50.411	176	50.580	38	199	10 0	1:41.877	22.145	150	48.359	183	31.373	188	219
3 0	2:34.998	1:05.837	147	49.572	180	39.589	44	216	11 0	1:45.364	25.148	146	48.717	183	31.499	187	217
4 0	2:12.655	51.459	147	49.245	180	31.951	185	215	12 0	1:42.057	22.343	148	48.513	182	31.201	188	218
5 0	1:48.176	22.636	149	48.814	181	36.726	56	217	13 0	1:41.698	22.137	149	48.385	182	31.176	188	218
6 0	4:22.792	2:48.824	109	57.780	172	36.188	171	177	14 0	1:41.534	22.077	150	48.331	182	31.126	187	219
7 0	1:55.542	25.763	143	55.381	175	34.398	183	172	15 0	1:41.748	22.173	150	48.406	183	31.169	188	219
8 0	1:46.341	23.248	151	51.286	177	31.807	188	180									

Lap Id	Time	SE1	SP1	SE2	SP2	SE3	SP3	TSP	Lap Id	Time	SE1	SP1	SE2	SP2	SE3	SP3	TSP
58	Seppänen, FIN(#1)	theoretical besttime: 1:41.580															
1 0	2:12.537	31.572	142	51.476	172	49.489	40	208	9 0	1:43.023	22.359	150	48.493	182	32.171	183	216
2 0	3:00.199	1:38.679	149	49.757	181	31.763	187	211	10 0	1:42.854	23.107	149	48.550	183	31.197	189	219
3 0	1:43.174	22.721	149	49.013	183	31.440	189	216	11 0	1:42.095	22.349	150	48.479	183	31.267	186	219
4 0	1:42.471	22.463	148	48.579	182	31.429	187	219	12 0	1:41.899	22.327	150	48.467	183	31.105	188	219
5 0	1:42.487	22.314	148	48.717	181	31.456	187	218	13 0	1:51.255	22.370	149	54.906	121	33.979	189	219
6 0	1:48.570	22.443	149	48.886	182	37.241	54	217	14 0	1:41.580	22.215	150	48.307	183	31.058	188	220
7 0	5:26.539	3:58.476	136	56.039	174	32.024	189	172	15		22.909	150	48.750	183			218
8 0	1:42.328	22.679	150	48.526	184	31.123	190	221									



ADAC Formel 4

Sector List Free Practice 2



Provisional

Hockenheimring, Length: 4574m

Air temperature: 23.41°C

Track temperature: 36.8°C

Weather condition: Dry

DMSB Reg. Nr.: R-11498/20

Friday, September 18, 2020 13:35:00

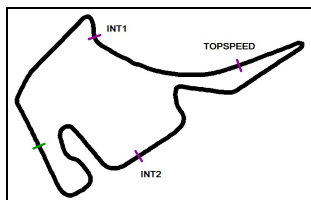
Lap Id	Time	SE1	SP1	SE2	SP2	SE3	SP3	TSP	Lap Id	Time	SE1	SP1	SE2	SP2	SE3	SP3	TSP
72	Fornaroli, ITA(#1)								theoretical besttime: 1:41.875								
1 0	2:38.019	54.750	123	59.219	141	44.050	49	159	8 0	1:42.324	22.250	151	48.523	182	31.551	188	218
2 0	3:30.477	2:05.471	143	52.707	181	32.299	187	177	9 0	1:42.197	22.416	150	48.541	182	31.240	187	220
3 0	1:43.542	22.838	150	49.047	181	31.657	186	219	10 0	1:42.139	22.282	151	48.473	182	31.384	187	219
4 0	1:44.736	22.636	149	49.831	176	32.269	186	218	11 0	1:42.000	22.258	151	48.504	183	31.238	187	220
5 0	1:50.030	22.606	150	49.131	180	38.293	54	217	12 0	1:42.165	22.330	150	48.509	182	31.326	187	219
6 0	6:27.396	4:59.068	128	55.331	170	32.997	186	166	13 0	1:42.056	22.226	151	48.566	181	31.264	188	219
7 0	1:43.276	22.976	150	49.124	182	31.176	188	217	14 0	1:42.256	22.321	151	48.509	183	31.426	188	221

77	Tramnitz, DEU(#1)								theoretical besttime: 1:41.415								
1 0	2:16.253	34.364	147	50.281	173	51.608	54	206	9 0	1:43.558	23.010	152	49.169	180	31.379	186	206
2 0	3:09.327	1:47.738	148	49.846	178	31.743	186	203	10 0	1:41.951	22.451	152	48.317	183	31.183	189	218
3 0	1:42.493	22.385	150	48.711	183	31.397	189	216	11 0	1:41.558	22.262	151	48.158	183	31.138	188	218
4 0	1:42.436	22.400	149	48.705	182	31.331	187	216	12 0	1:42.317	22.230	151	48.891	182	31.196	188	217
5 0	1:42.190	22.345	151	48.540	182	31.305	186	216	13 0	1:41.578	22.252	150	48.235	183	31.091	189	218
6 0	1:41.944	22.277	150	48.390	182	31.277	189	217	14 0	1:41.527	22.184	151	48.270	183	31.073	188	218
7 0	1:47.895	22.238	150	48.341	182	37.316	53	217	15		22.949	148	48.704	182			218
8 0	4:38.651	3:07.362	137	56.709	176	34.580	183	184									

78	Al Qubaisi, UAE(#1)								theoretical besttime: 1:41.984								
1 0	2:56.799	1:04.851	143	56.968	167	54.980	34	159	8 0	1:42.691	22.564	148	48.596	182	31.531	188	218
2 0	3:20.179	1:57.166	147	50.514	179	32.499	185	203	9 0	1:42.332	22.299	149	48.659	183	31.374	190	220
3 0	1:43.629	22.826	148	49.008	182	31.795	186	216	10 0	1:42.022	22.196	150	48.533	183	31.293	187	219
4 0	1:43.597	22.529	146	49.158	181	31.910	187	217	11 0	1:42.249	22.274	149	48.673	181	31.302	188	219
5 0	1:52.056	22.693	147	48.970	179	40.393	53	217	12 0	1:42.168	22.158	150	48.651	182	31.359	187	219
6 0	5:50.598	4:25.668	133	52.532	170	32.398	185	193	13 0	1:43.044	22.312	149	48.582	183	32.150	187	219
7 0	1:44.278	22.914	150	49.548	178	31.816	189	214	14 0	1:42.683	22.433	149	48.838	183	31.412	187	218

87	Bearman, GBR(#1)								theoretical besttime: 1:41.462								
1 0	2:09.736	30.091	147	51.193	175	48.452	42	208	8 0	1:41.860	22.194	150	48.397	182	31.269	189	218
2 0	2:51.516	1:30.774	148	49.182	180	31.560	187	216	9 0	1:41.575	22.207	150	48.306	183	31.062	189	218
3 0	1:43.022	22.675	148	48.922	182	31.425	187	217	10 0	1:41.799	22.108	150	48.416	182	31.275	183	217
4 0	1:42.276	22.323	149	48.672	182	31.281	186	218	11 0	1:53.310	22.208	149	58.363	169	32.739	189	176
5 0	1:48.880	22.551	150	48.633	181	37.696	55	218	12 0	1:41.581	22.153	150	48.380	181	31.048	188	217
6 0	7:41.276	6:17.754	140	51.429	176	32.093	185	212	13 0	1:44.237	22.306	149	48.631	182	33.300	188	216
7 0	1:51.314	22.833	150	57.109	178	31.372	188	210									

95	Lomko, RUS(#1)								theoretical besttime: 1:41.550								
1 0	2:20.410	37.355	140	51.957	174	51.098	42	204	8 0	1:50.289	23.547	150	54.706	176	32.036	187	214
2 0	3:23.500	1:56.045	145	53.360	143	34.095	182	213	9 0	1:42.027	22.502	151	48.323	183	31.202	189	220
3 0	1:45.517	24.284	150	49.016	179	32.217	185	216	10 0	1:41.550	22.267	151	48.168	184	31.115	188	219
4 0	1:43.350	22.892	149	48.750	180	31.708	185	216	11 0	1:46.210	22.365	150	51.075	173	32.770	187	202
5 0	1:42.725	22.520	151	48.634	180	31.571	187	217	12 0	1:43.874	23.757	151	48.480	180	31.637	187	218
6 0	1:55.337	23.916	150	49.283	178	42.138	52	217	13 0	1:41.947	22.333	151	48.425	183	31.189	187	218
7 0	6:22.544	4:49.785	135	56.503	135	36.256	177	194	14		28.631	137	50.581	175			215



ADAC Formel 4

Top speed list Free Practice 2



Provisional

DMSB Reg. Nr.: R-11498/20

Friday, September 18, 2020 13:35:00

Hockenheimring, Length: 4574m

Air temperature: 23.41°C

Track temperature: 36.8°C

Weather condition: Dry

#	Name (NAT)	Team	Car name	Speed	Lap	Race time
4	Victor Bernier (FRA)	R-ace GP (FRA)	ADAC Formel 4	224.53	15	30:05.536
15	Sebastian Montoya (COL)	Prema Powerteam SRL (ITA)	ADAC Formel 4	223.60	11	22:35.771
51	Francesco Pizzi (ITA)	Van Amersfoort Racing (NLD)	ADAC Formel 4	222.22	8	19:10.836
29	Joshua Dürksen (DEU)	ADAC Berlin-Brandenburg e.V. (DEU)	ADAC Formel 4	221.76	14	26:28.300
58	Elias Seppänen (FIN)	US Racing (DEU)	ADAC Formel 4	221.31	8	18:13.125
72	Leonardo Fornaroli (ITA)	Iron Lynx (ITA)	ADAC Formel 4	221.31	14	30:27.133
7	Josef Knopp (CZE)	ADAC Berlin-Brandenburg e.V. (DEU)	ADAC Formel 4	220.85	10	20:55.393
23	Erick Zuniga (MEX)	ADAC Berlin-Brandenburg e.V. (DEU)	ADAC Formel 4	220.85	10	25:52.446
78	Hamda Al Qubaisi (UAE)	Iron Lynx (ITA)	ADAC Formel 4	220.40	9	21:30.698
95	Vladislav Lomko (RUS)	US Racing (DEU)	ADAC Formel 4	220.40	9	21:40.666
17	Jonny Edgar (GBR)	Van Amersfoort Racing (NLD)	ADAC Formel 4	220.40	13	25:19.299
52	Jak Crawford (USA)	Van Amersfoort Racing (NLD)	ADAC Formel 4	219.51	10	21:08.156
46	Gabriele Mini (ITA)	Prema Powerteam SRL (ITA)	ADAC Formel 4	219.06	10	21:53.504
77	Tim Tramnitz (DEU)	US Racing (DEU)	ADAC Formel 4	218.62	10	21:01.744
87	Oliver Bearman (GBR)	US Racing (DEU)	ADAC Formel 4	218.18	4	7:21.211
16	Dino Beganovic (SWE)	Prema Powerteam SRL (ITA)	ADAC Formel 4	218.18	6	11:03.978
6	Kirill Smal (RUS)	R-ace GP (FRA)	ADAC Formel 4	217.30	13	27:51.658