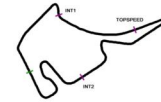


Free Practice 1 Hockenheimring



DMSB

Reg. Nr.: R-11498/20

Provisional

Result List

Stewards / Race Management

STEWARD	Achim Loth
STEWARD	Yasin Özer
STEWARD	Franz-Josef Serr
RACE DIRECTOR	Niels Wittich
CLERK OF THE COURSE	Georg Ziegahn
TECHNICAL DELEGATE	Tim Zessack
CHIEF TIMEKEEPER	Steffen Ruhl

Weather Start/Finish

AIR	18.3°C
TRACK	23.9°C
CONDITIONS	Dry
PRESSURE	1015 hPa
AIR	20.4°C
TRACK	32.4°C
CONDITIONS	Dry
PRESSURE	1015 hPa

Track Information

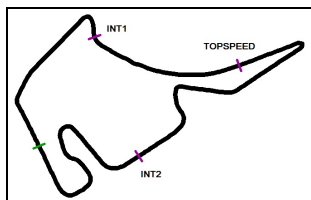
GREEN FLAG	11:30:01
CHEQUERED FLAG	12:30:01
SAFETY CAR PHASE	0
FULL COURSE YELLOW PHASE	0
TRACK NAME	Hockenheimring
TRACK LENGTH	4574m
TURN COUNT	17
FASTEST LAP:	#31. NIE - 1:39.541

STARTED: 32 CLASSIFIED: 32 NOT CLASSIFIED: 0 DISQUALIFIED: 0

Drivers	Team	Car	Lap	Best Time	Gap	Diff	Kph	Day Time
1 31 P.Niederhauser(CHE)/K.van der Linde(ZAF)	RUTRONIK-RACING(DEU)	Audi R8 LMS GT3	10	1:39.541			165.4	11:58:05
2 30 R.Ineichen(CHE)(T)/M.Bortolotti(ITA)	TEAM WRT(BEL)	Audi R8 LMS GT3	17	1:39.619	0.078	0.078	165.2	12:13:05
3 17 K.Bachler(AUT)/S.De Silvestro(CHE)	KÜS TEAM75 Bernhard(DEU)	Porsche 911 GT3 R	10	1:39.629	0.088	0.010	165.2	11:50:19
4 92 C.Engelhart(DEU)/M.Ammernüller(DEU)	SSR Performance(DEU)	Porsche 911 GT3 R	25	1:39.631	0.090	0.002	165.2	12:21:09
5 99 R.Renauer(DEU)/S.Müller(DEU)	Precote Herberth Motorsport(DEU)	Porsche 911 GT3 R	27	1:39.658	0.117	0.027	165.2	12:30:49
6 48 P.Ellis(GBR)/R.Marciello(ITA)	KNAUS TeamHTP-WINWARD(DEU)	Mercedes-AMG GT3EVO	23	1:39.744	0.203	0.086	165.0	12:15:48
7 63 A.Costa Balboa(ESP)/F.Perera(FRA)	GRT GRASSERRACING TEAM(AUT)	Lamborghini Huracan GT3E	26	1:39.783	0.242	0.039	165.0	12:29:59
8 32 C.Weerts(BEL)(J)/D.Vanthoor(BEL)	TEAM WRT(BEL)	Audi R8 LMS GT3	5	1:39.809	0.268	0.026	164.9	11:39:44
9 7 A.Renauer(DEU)/S.Asch(DEU)	Precote Herberth Motorsport(DEU)	Porsche 911 GT3 R	10	1:39.813	0.272	0.004	164.9	11:50:35
10 22 L.Stolz(DEU)/M.Engel(DEU)	Toksport WRT(DEU)	Mercedes-AMG GT3EVO	11	1:39.838	0.297	0.025	164.9	11:52:18
11 82 T.Zimmermann(DEU)(J)/S.Schothorst(NLD)	GRT GRASSERRACING TEAM(AUT)	Lamborghini Huracan GT3E	24	1:39.909	0.368	0.071	164.8	12:15:39
12 71 M.Paul(DEU)(J)/N.Langeveld(NLD)	T3-HRT-Motorsport(DEU)	Audi R8 LMS GT3	31	1:39.948	0.407	0.039	164.7	12:29:23
13 19 N.Lagrange(BEL)/C.Schmid(AUT)	GRT GRASSERRACING TEAM(AUT)	Lamborghini Huracan GT3E	23	1:39.950	0.409	0.002	164.7	12:22:03
14 29 K.Schramm(DEU)(J)/C.Mies(DEU)	Montaplast by Land Motorsport(DEU)	Audi R8 LMS GT3	22	1:40.015	0.474	0.065	164.6	12:31:19
15 3 N.Rogivue(CHE)(J)/M.Hackländer(DEU)	Aust Motorsport(DEU)	Audi R8 LMS GT3	9	1:40.108	0.567	0.093	164.4	11:55:57
16 28 M.Hofer(AUT)/C.Haase(DEU)	Montaplast by Land Motorsport(DEU)	Audi R8 LMS GT3	18	1:40.158	0.617	0.050	164.4	12:04:08
17 10 H.Skoog(SWE)(J)/N.Yelloly(GBR)	Schubert Motorsport(DEU)	BMW M6 GT3	24	1:40.163	0.622	0.005	164.3	12:21:46
18 8 D.Marschall(DEU)(J)/C.Schreiner(DEU)(J)	RUTRONIK-RACING(DEU)	Audi R8 LMS GT3	4	1:40.204	0.663	0.041	164.3	11:37:35
19 25 I.Wailko(POL)(J)/M.Beckhusen(DEU)(J)	BWT Mücke Motorsport(DEU)	Audi R8 LMS GT3	13	1:40.243	0.702	0.039	164.2	11:56:43
20 21 D.Keilwitz(DEU)/J.Eriksson(SWE)	Team Zakspeed BKK Mobil Oil Racing(D	Mercedes-AMG GT3EVO	23	1:40.267	0.726	0.024	164.2	12:26:19
21 33 F.Salaquarda(CZE)(T)/F.Stippler(DEU)	Team ISR(CZE)	Audi R8 LMS GT3	6	1:40.293	0.752	0.026	164.1	11:41:34
22 72 C.Schöll(AUT)(J)/J.Pepper(ZAF)	T3-HRT-Motorsport(DEU)	Bentley Continental GT3	4	1:40.300	0.759	0.007	164.1	11:37:17
23 91 M.Joos(DEU)/M.Holzer(DEU)	Joos Sportwagenteknik(DEU)	Porsche 911 GT3 R	5	1:40.417	0.876	0.117	163.9	11:39:14
24 18 J.Fittje(DEU)(J)/D.Jahn(DEU)	KÜS TEAM75 Bernhard(DEU)	Porsche 911 GT3 R	5	1:40.479	0.938	0.062	163.8	11:38:56
25 14 E.Johansson(SWE)(J)/J.Klingmann(DEU)	MRS GT-Racing(DEU)	BMW M6 GT3	23	1:40.620	1.079	0.141	163.6	12:27:04
26 26 R.Feller(CHE)(J)/S.Mücke(DEU)	BWT Mücke Motorsport(DEU)	Audi R8 LMS GT3	7	1:40.654	1.113	0.034	163.5	11:42:53
27 20 M.Wischofer(AUT)(J)/D.Boccolacci(FRA)	Team Zakspeed BKK Mobil Oil Racing(D	Mercedes-AMG GT3EVO	4	1:40.681	1.140	0.027	163.5	11:38:24
28 4 H.von Danwitz(DEU)(J)/M.Winkelhock(DEU)	Aust Motorsport(DEU)	Audi R8 LMS GT3	11	1:40.821	1.280	0.140	163.3	12:02:07
29 9 A.Read(AUS)(J)/J.Eriksson(SWE)	Schubert Motorsport(DEU)	BMW M6 GT3	5	1:41.167	1.626	0.346	162.7	11:39:06
30 77 M.Pommer(DEU)/J.Schmidt(CHE)	Callaway Competition(DEU)	Corvette C7 GT3-R	8	1:41.261	1.720	0.094	162.6	11:49:34
31 11 E.Erhart(DEU)(T)/P.Kaffer(DEU)	EFP Car Collection by TECE(DEU)	Audi R8 LMS GT3	17	1:41.318	1.777	0.057	162.5	12:12:26
32 47 I.Dontje(NLD)/M.Götz(DEU)	MANN-FILTER TeamHTP-WINWARD(L	Mercedes-AMG GT3EVO	7	1:41.694	2.153	0.376	161.9	11:48:48

Subject to final scrutineering!

Publication time:	Clerk of the Course: Georg Ziegahn	Timekeeper: Steffen Ruhl
-------------------	------------------------------------	--------------------------



ADAC GT Masters

Sector List Free Practice 1

Provisional



Hockenheimring, Length: 4574m

Air temperature: 20.36°C

Track temperature: 32.6°C

Weather condition: Dry

DMSB Reg. Nr.: R-11498/20

Friday, September 18, 2020 11:30:00

Lap	Id	Time	SE1	SP1	SE2	SP2	SE3	SP3	TSP	Lap	Id	Time	SE1	SP1	SE2	SP2	SE3	SP3	TSP
3 Rogivue, CHE(#1) / Hackländer, DEU(#2)										theoretical besttime: 1:40.095									
1	2	2:46.435	1:16.361	124	55.362	182	34.712	197	183	13	2	1:45.315	22.267	156	46.695	191	36.353	58	252
2	2	1:43.039	23.405	156	47.086	190	32.548	200	250	14	2	3:51.904	2:33.129	156	46.663	190	32.112	200	250
3	2	1:40.632	22.348	156	46.379	190	31.905	201	251	15	2	1:40.804	22.220	157	46.611	191	31.973	202	251
4	2	1:40.491	22.195	156	46.476	193	31.820	200	250	16	2	1:40.474	22.112	156	46.470	192	31.892	201	250
5	2	1:41.823	22.148	157	46.754	193	32.921	201	254	17	2	1:40.818	22.379	157	46.551	191	31.888	200	250
6	2	1:46.090	22.167	157	46.427	191	37.496	58	253	18	2	1:45.638	22.455	156	46.862	190	36.321	58	251
7	2	2:48.558	1:25.788	157	46.651	190	36.119	58	251	19	2	2:49.135	1:26.134	157	46.811	191	36.190	58	250
8	2	10:09.404	8:50.934	156	46.714	189	31.756	202	248	20	1	4:05.779	2:46.139	156	46.980	190	32.660	198	248
9	2	1:40.108	21.972	156	46.392	192	31.744	203	251	21	1	1:41.679	22.307	156	46.957	190	32.415	198	250
10	2	1:45.520	22.090	157	46.556	192	36.874	58	251	22	1	1:41.264	22.480	154	46.782	191	32.002	198	252
11	2	6:05.523	4:45.646	155	46.957	181	32.920	200	250	23	1	1:41.302	22.300	155	46.830	190	32.172	198	250
12	2	1:43.002	22.321	157	46.502	192	34.179	200	250	24	1	1:51.268	22.989	148	47.973	191	40.306	56	250

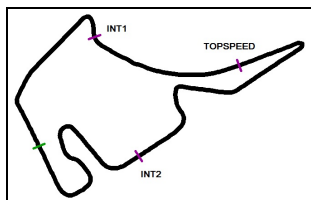
4 von Danwitz, DEU(#1) / Winkelhock, DEU(#2)										theoretical besttime: 1:40.821									
1	2	3:05.877	1:39.564	132	52.179	183	34.134	198	218	10	2	1:41.194	22.293	153	46.881	190	32.020	198	250
2	2	1:45.786	23.805	152	48.899	188	33.082	198	245	11	2	1:40.821	22.260	154	46.728	189	31.833	199	250
3	2	1:41.716	22.533	154	46.983	186	32.200	198	250	12	2	1:50.807	22.425	153	50.198	188	38.184	58	243
4	2	1:49.907	22.614	154	47.129	185	40.164	58	250	13	1	9:01.915	7:40.562	153	48.223	187	33.130	197	246
5	2	8:06.561	6:47.423	153	46.938	186	32.200	199	246	14	1	1:42.825	22.606	156	47.489	188	32.730	198	248
6	2	1:41.418	22.387	153	46.960	188	32.071	199	249	15	1	1:46.471	22.611	154	50.198	152	33.662	198	249
7	2	1:49.141	22.447	154	47.483	185	39.211	58	251	16	1	1:45.573	22.909	151	48.512	170	34.152	199	249
8	2	7:01.811	5:32.704	119	55.600	179	33.507	196	229	17	1	1:48.335	22.741	154	47.338	188	38.256	57	250
9	2	1:42.417	22.906	154	47.219	187	32.292	196	247										

7 Renauer, DEU(#1) / Asch, DEU(#2)										theoretical besttime: 1:39.565									
1	2	2:31.362	55.132	112	53.958	167	42.272	57	217	15	1	1:40.970	22.290	156	46.774	190	31.906	203	250
2	2	2:55.149	1:34.607	138	47.916	188	32.626	201	244	16	1	1:40.747	22.196	157	46.779	191	31.772	203	251
3	2	1:43.573	22.369	156	47.674	190	33.530	194	248	17	1	1:40.754	22.235	156	46.699	190	31.820	202	251
4	2	1:47.102	22.540	156	47.140	190	37.422	57	249	18	1	1:40.491	22.170	157	46.509	194	31.812	204	251
5	2	2:57.853	1:33.091	142	51.008	186	33.754	198	213	19	1	1:46.330	22.238	156	46.714	190	37.378	57	251
6	2	1:50.761	22.764	158	52.830	163	35.167	203	206	20	1	4:56.094	3:37.468	158	46.503	193	32.123	202	252
7	2	1:41.175	22.032	156	46.728	192	32.415	201	248	21	1	1:41.601	22.448	156	46.808	193	32.345	202	249
8	2	1:39.996	21.971	156	46.312	192	31.713	204	251	22	1	1:40.859	22.324	157	46.500	191	32.035	202	248
9	2	1:47.633	21.907	154	50.410	163	35.316	203	252	23	1	1:48.800	22.393	156	47.555	189	38.852	58	248
10	2	1:39.813	22.104	156	46.253	193	31.456	204	250	24	2	4:51.279	3:30.743	151	47.109	191	33.427	202	248
11	2	1:40.478	21.856	157	46.447	191	32.175	203	252	25	2	1:41.939	22.220	154	46.643	190	33.076	202	248
12	2	1:45.328	21.989	156	46.532	191	36.807	58	250	26	2	1:40.901	22.144	154	46.757	192	32.000	202	248
13	1	3:25.821	2:06.826	157	47.040	191	31.955	201	249	27	2	1:40.908	22.275	159	46.631	192	32.002	204	249
14	1	1:40.684	22.154	157	46.579	192	31.951	204	250	28	2	1:45.838	22.235	155	46.573	192	37.030	57	249

8 Marschall, DEU(#1) / Schreiner, DEU(#2)										theoretical besttime: 1:40.092									
1	1	2:26.505	57.619	126	52.488	177	36.398	197	214	12	1	5:25.156	4:03.938	153	47.293	189	33.925	199	246
2	1	1:46.957	23.286	155	48.683	185	34.988	197	250	13	1	1:40.746	22.234	154	46.713	190	31.799	201	250
3	1	1:40.735	22.283	155	46.734	191	31.718	201	250	14	1	1:40.469	22.017	156	46.715	190	31.737	201	251
4	1	1:40.204	21.987	156	46.548	190	31.669	201	250	15	1	1:46.908	22.199	153	47.410	189	37.299	59	252
5	1	1:40.240	21.927	156	46.496	190	31.817	196	251	16	2	2:51.613	1:29.587	136	48.925	186	33.101	196	248
6	1	1:40.307	21.963	155	46.556	190	31.788	200	252	17	2	1:49.086	22.993	154	47.350	187	38.743	58	250
7	1	1:47.216	22.075	156	47.471	188	37.670	55	251	18	2	9:04.267	7:27.695	114	1:00.702	163	35.870	192	198
8	1	12:01.787	10:41.147	152	47.018	189	33.622	199	249	19	2	1:52.004	24.646	149	51.133	173	36.225	191	184
9	1	1:45.406	22.172	155	50.891	188	32.343	200	227	20	2	1:46.577	24.334	148	48.493	185	33.750	196	244
10	1	1:40.580	22.091	155	46.592	190	31.897	200	252	21	2	1:43.339	23.087	152	47.442	187	32.810	196	247
11	1	1:45.392	22.036	156	46.538	190	36.818	58	252	22	2	1:42.530	22.635	156	47.258	188	32.637	198	250

9 Read, AUS(#1) / Eriksson, SWE(#2)										theoretical besttime: 1:40.838									
1	1	2:13.893	46.406	126	52.863	185	34.624	202	197	17	1	2:45.526	1:25.474	156	47.472	185	32.580	203	257
2	1	1:45.370	23.254	158	48.266	157	33.850	205	254	18	1	1:42.043	22.589	156	47.038	188	32.416	202	255
3	1	1:43.282	22.701	156	47.645	188	32.936	203	255	19	1	1:42.135	22.515	155	47.197	188	32.423	202	254
4	1	1:42.079	22.446	157	46.834	189	32.799	203	255	20	1	1:42.795	22.573	156	47.763	189	32.459	203	255
5	1	1:41.167	22.305	158	46.903	187	31.959	203	254	21	1	1:44.585	24.012	150	47.884	185	32.689	204	256
6	1	1:41.586	22.341	156	47.136	191	32.109	203	254	22	1	1:42.492	22.702	154	47.283	190	32.507	204	254
7	1	1:41.373	22.382	157	46.868	191	32.123	205	254	23	1	1:42.611	22.758	153	47.427	188	32.426	202	258





ADAC GT Masters

Sector List Free Practice 1



Provisional

DMSB Reg. Nr.: R-11498/20

Friday, September 18, 2020 11:30:00

Hockenheimring, Length: 4574m

Air temperature: 20.36°C

Track temperature: 32.6°C

Weather condition: Dry

Lap	Id	Time	SE1	SP1	SE2	SP2	SE3	SP3	TSP	Lap	Id	Time	SE1	SP1	SE2	SP2	SE3	SP3	TSP
8	1	1:46.450	22.316	156	46.885	191	37.249	59	255	24	1	1:50.881	22.846	151	49.520	189	38.515	59	254
9	2	3:06.725	1:44.454	155	48.497	186	33.774	203	255	25	2	6:37.683	5:06.500	105	57.470	184	33.713	202	191
10	2	1:41.626	22.244	153	46.983	187	32.399	200	255	26	2	1:43.061	22.773	154	47.553	187	32.735	205	254
11	2	1:41.643	22.421	158	46.844	191	32.378	203	255	27	2	1:42.354	22.527	157	47.168	191	32.659	205	254
12	2	1:41.268	22.378	158	46.635	192	32.255	200	257	28	2	1:44.111	22.799	158	47.295	189	34.017	205	254
13	2	1:41.473	22.391	158	46.965	191	32.117	204	256	29	2	1:42.913	22.672	155	47.512	190	32.729	203	254
14	2	1:41.874	22.524	158	46.936	189	32.414	205	258	30	2	1:44.926	24.555	152	47.412	187	32.959	203	256
15	2	1:41.672	22.304	157	46.926	189	32.442	204	257	31	2	1:51.375	22.778	153	47.377	188	41.220	55	254
16	2	1:46.761	22.385	158	46.959	189	37.417	59	256										

10 Skoog, SWE(#1) / Yelloly, GBR(#2)

theoretical besttime: 1:40.163

1	2	2:16.155	47.508	126	53.756	182	34.891	202	213	15	2	1:41.975	22.641	153	46.905	191	32.429	204	255
2	2	1:45.482	23.875	156	48.042	191	33.565	202	258	16	2	1:41.498	22.383	160	46.816	187	32.299	203	261
3	2	1:41.454	22.594	157	46.752	193	32.108	206	258	17	2	1:41.918	22.527	160	47.047	190	32.344	203	260
4	2	1:43.083	22.338	161	47.815	192	32.930	201	231	18	2	1:47.116	22.654	157	47.066	189	37.396	59	259
5	2	1:41.418	22.484	160	46.734	192	32.200	204	257	19	2	3:28.290	2:08.243	158	47.275	193	32.772	206	259
6	2	1:41.091	22.191	159	46.727	188	32.173	202	258	20	2	1:47.106	22.630	158	47.204	190	37.272	59	260
7	2	1:46.724	22.238	160	46.512	189	37.974	58	257	21	2	3:57.116	2:35.750	142	48.899	188	32.467	203	251
8	1	2:46.503	1:26.613	159	47.150	176	32.740	201	257	22	2	1:41.827	22.219	153	47.681	191	31.927	205	252
9	1	1:41.422	22.468	157	46.916	191	32.038	202	258	23	2	1:40.387	22.145	160	46.378	191	31.864	207	257
10	1	1:41.273	22.131	157	46.902	188	32.240	201	257	24	2	1:40.163	22.093	161	46.224	194	31.846	202	257
11	1	1:41.341	22.370	157	46.921	187	32.050	206	258	25	2	1:47.819	22.697	160	47.254	188	37.868	59	258
12	1	1:41.307	22.306	158	46.981	190	32.020	205	257	26	1	4:13.594	2:49.177	151	49.517	183	34.900	193	257
13	1	1:46.688	22.452	159	46.941	186	37.295	59	259	27	1	1:43.127	23.150	156	47.194	187	32.783	202	255
14	2	6:44.273	5:23.321	159	47.075	191	33.877	204	257	28	1	1:49.229	22.971	152	47.858	183	38.400	59	258

11 Erhart, DEU(#1) / Kaffer, DEU(#2)

theoretical besttime: 1:41.253

1	1	2:15.400	45.198	123	54.093	178	36.109	197	206	14	2	6:43.399	5:08.373	120	58.665	152	36.361	198	148
2	1	1:47.058	23.890	155	49.597	185	33.571	197	249	15	2	1:41.831	22.668	153	46.904	191	32.259	200	247
3	1	1:43.930	22.893	156	48.317	189	32.720	198	250	16	2	1:41.636	22.372	156	47.002	189	32.262	201	251
4	1	2:00.633	22.627	155	1:00.606	67	37.400	197	250	17	2	1:41.318	22.348	155	46.768	191	32.202	201	250
5	1	1:43.366	23.410	156	47.466	189	32.490	198	249	18	2	1:51.341	22.364	156	47.201	189	41.776	58	250
6	1	1:42.760	22.623	154	47.575	188	32.562	198	250	19	1	4:12.822	2:52.053	145	48.310	187	32.459	198	241
7	1	1:47.319	22.692	155	47.305	188	37.322	58	250	20	1	1:41.727	22.434	156	47.056	189	32.237	201	249
8	2	3:12.234	1:51.376	154	47.690	187	33.168	198	248	21	1	1:43.944	22.361	155	47.676	189	33.907	200	251
9	2	1:43.381	22.820	156	47.060	186	33.501	201	250	22	1	1:41.931	22.489	156	47.113	190	32.329	200	250
10	2	1:49.068	23.081	154	47.536	187	38.451	58	251	23	1	1:42.398	22.505	157	47.046	191	32.847	199	250
11	2	7:19.678	5:46.850	154	58.888	180	33.940	198	246	24	1	1:41.544	22.359	156	47.048	191	32.137	198	250
12	2	1:42.502	22.691	154	47.237	189	32.574	199	250	25	1	1:46.758	22.605	157	46.996	190	37.157	55	251
13	2	1:49.894	22.651	149	48.789	188	38.454	58	246										

14 Johansson, SWE(#1) / Klingmann, DEU(#2)

theoretical besttime: 1:40.536

1	2	2:35.573	51.740	125	55.775	180	48.058	59	180	14	1	1:43.700	22.955	150	47.635	191	33.110	202	254
2	2	3:00.685	1:33.737	146	49.855	189	37.093	59	197	15	1	1:42.867	22.756	152	47.218	193	32.893	202	255
3	2	2:46.396	1:27.049	158	46.929	189	32.418	202	255	16	1	1:42.792	22.794	151	47.247	193	32.751	203	255
4	2	1:41.879	22.556	156	47.009	189	32.314	202	254	17	1	1:42.951	22.746	154	47.239	191	32.966	201	255
5	2	1:42.765	23.578	158	46.856	192	32.331	202	257	18	1	1:43.106	22.898	153	47.354	188	32.854	202	255
6	2	1:41.634	22.509	155	46.926	191	32.199	202	257	19	1	1:48.207	22.867	154	47.478	191	37.862	57	255
7	2	1:41.410	22.397	157	47.011	190	32.002	203	255	20	2	11:42.830	10:15.755	135	52.339	181	34.736	199	213
8	2	1:48.394	22.458	157	46.973	191	38.963	59	255	21	2	1:43.006	22.967	152	47.800	189	32.239	204	248
9	2	4:52.013	3:32.019	157	47.204	187	32.790	202	256	22	2	1:40.810	22.185	156	46.695	193	31.930	204	256
10	2	1:41.547	22.476	156	47.110	189	31.961	205	257	23	2	1:40.620	22.060	157	46.692	192	31.868	204	257
11	2	1:41.981	22.446	156	47.116	190	32.419	201	258	24	2	1:42.775	22.197	157	46.608	192	33.970	203	257
12	2	1:47.083	22.588	155	47.227	187	37.268	59	257	25	2	1:50.939	22.173	158	47.624	170	41.142	59	254
13	1	2:50.905	1:28.092	150	47.603	191	35.210	202	256										

17 Bachler, AUT(#1) / De Silvestro, CHE(#2)

theoretical besttime: 1:39.476

1	1	2:05.309	37.049	136	54.042	180	34.218	199	180	12	1	1:45.312	21.946	158	47.096	191	36.270	58	251
2	1	1:43.134	23.031	157	47.388	187	32.715	202	250	13	2	5:17.407	3:57.024	154	47.646	183	32.737	201	249
3	1	1:41.404	22.508	157	46.848	189	32.048	202	251	14	2	1:41.500	22.470	157	46.731	192	32.299	202	248
4	1	1:41.155	22.395	157	46.785	190	31.975	203	251	15	2	1:40.835	22.177	157	46.590	191	32.068	201	250
5	1	1:41.550	22.369	157	46.820	187	32.361	201	251	16	2	1:40.723	22.210	157	46.498	190	32.015	202	251
6	1	1:41.092	22.261	157	46.784	191	32.047	200	250	17	2	1:46.050	22.156	158	46.501	192	37.393	56	251

ver: 1.0

www.adac.de/motorsport

Page 2 / 8 printed: 18.9.2020 12:35





ADAC GT Masters

Sector List Free Practice 1

Provisional



Hockenheimring, Length: 4574m

Air temperature: 20.36°C

Track temperature: 32.6°C

Weather condition: Dry

DMSB Reg. Nr.: R-11498/20

Friday, September 18, 2020 11:30:00

Lap	Id	Time	SE1	SP1	SE2	SP2	SE3	SP3	TSP	Lap	Id	Time	SE1	SP1	SE2	SP2	SE3	SP3	TSP
7	1	1:45.989	22.545	157	46.849	189	36.595	58	250	18	1	4:58.756	3:31.845	119	49.180	187	37.731	47	207
8	1	4:38.955	3:14.370	139	51.908	184	32.677	199	184	19	1	3:33.666	2:10.332	158	46.851	191	36.483	57	248
9	1	1:40.121	22.262	159	46.399	190	31.460	204	248	20	2	2:53.013	1:28.294	151	47.270	187	37.449	58	247
10	1	1:39.629	21.971	159	46.277	192	31.381	203	250	21	1	2:50.048	1:26.758	159	46.992	186	36.298	58	247
11	1	1:39.691	21.818	158	46.420	191	31.453	204	251	22	2	2:53.419	1:27.638	150	47.426	186	38.355	58	250

18 Fittje, DEU(#1) / Jahn, DEU(#2)

theoretical besttime: 1:40.183

1	2	2:08.467	39.540	125	54.624	177	34.303	195	197	14	2	6:15.257	4:56.511	158	46.944	188	31.802	201	246
2	2	1:44.805	23.109	158	47.693	190	34.003	201	247	15	2	1:40.530	22.160	159	46.640	192	31.730	201	248
3	2	1:40.608	22.428	159	46.462	193	31.718	202	250	16	2	1:40.736	22.192	158	46.783	191	31.761	199	249
4	2	1:40.590	22.337	159	46.654	192	31.599	202	251	17	2	1:45.220	22.315	159	46.732	192	36.173	58	247
5	2	1:40.479	22.177	160	46.424	193	31.878	201	251	18	2	5:24.509	4:03.743	157	46.981	189	33.785	201	251
6	2	1:45.585	22.350	160	46.856	192	36.379	58	255	19	2	1:40.667	22.362	158	46.575	190	31.730	203	248
7	1	3:52.080	2:32.336	152	47.473	191	32.271	201	246	20	2	1:40.645	22.249	158	46.655	190	31.741	201	250
8	1	1:41.329	22.484	156	46.754	190	32.091	202	247	21	2	1:45.104	22.339	159	46.611	191	36.154	58	248
9	1	1:41.470	22.362	156	46.686	190	32.422	202	250	22	1	3:51.488	2:24.364	133	52.604	149	34.520	201	160
10	1	1:40.848	22.366	157	46.447	192	32.035	200	251	23	1	1:47.484	22.530	155	47.281	182	37.673	58	247
11	1	1:40.943	22.281	156	46.623	189	32.039	200	251	24	2	2:49.884	1:26.768	159	46.867	190	36.249	58	248
12	1	1:40.953	22.239	157	46.508	191	32.206	201	251	25	2	2:52.115	1:27.222	157	46.882	190	38.011	58	250
13	1	1:46.216	22.412	158	46.997	190	36.807	58	249										

19 Lagrange, BEL(#1) / Schmid, AUT(#2)

theoretical besttime: 1:39.874

1	2	3:21.472	1:55.219	143	52.084	178	34.169	199	223	15	1	2:46.935	1:27.186	155	47.308	190	32.441	199	248
2	2	1:43.136	23.141	159	47.238	188	32.757	199	249	16	1	1:42.772	22.983	155	47.156	191	32.633	198	248
3	2	1:41.436	22.508	157	46.813	189	32.115	201	251	17	1	1:43.541	23.305	157	47.288	187	32.948	201	252
4	2	1:41.687	22.328	156	47.061	191	32.298	200	250	18	1	1:42.279	22.649	157	47.183	190	32.447	198	252
5	2	1:41.276	22.385	157	46.721	192	32.170	200	251	19	1	1:47.362	23.083	157	47.105	190	37.174	55	252
6	2	1:41.230	22.246	157	46.961	191	32.023	202	252	20	2	4:47.547	3:22.926	132	51.245	183	33.376	199	216
7	2	1:41.276	22.261	157	46.913	191	32.102	201	251	21	2	1:48.281	22.544	159	53.651	191	32.086	202	182
8	2	1:46.394	22.274	157	46.870	191	37.250	53	251	22	2	1:40.540	21.966	156	46.643	192	31.931	202	250
9	2	2:48.249	1:27.656	153	47.965	186	32.628	201	251	23	2	1:39.950	21.991	158	46.378	194	31.581	202	251
10	2	1:46.803	22.642	156	47.257	189	36.904	55	251	24	2	1:40.116	21.987	159	46.327	193	31.802	203	252
11	2	2:50.751	1:26.324	157	46.989	190	37.438	54	250	25	2	1:56.744	25.156	135	53.468	187	38.120	55	194
12	2	3:25.065	2:00.505	157	47.306	190	37.254	55	250	26	2	2:44.882	1:22.824	159	49.704	193	32.354	198	214
13	2	3:23.065	1:59.096	158	46.924	191	37.045	50	251	27	2	1:40.426	22.124	158	46.464	192	31.838	202	251
14	2	2:51.615	1:26.661	157	47.218	188	37.736	52	250										

20 Wishofer, AUT(#1) / Boccolacci, FRA(#2)

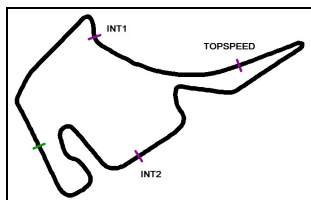
theoretical besttime: 1:40.417

1	2	3:14.344	1:45.690	128	53.734	180	34.920	195	187	13	2	8:31.855	7:12.077	149	47.460	189	32.318	201	246
2	2	1:47.651	23.163	147	49.582	188	34.906	198	208	14	2	1:41.011	22.135	153	46.869	190	32.007	201	249
3	2	1:40.973	22.348	155	46.892	190	31.733	199	247	15	2	1:41.186	22.445	155	46.840	191	31.901	201	248
4	2	1:40.681	22.169	156	46.767	190	31.745	200	248	16	2	1:41.248	22.089	154	47.045	191	32.114	201	248
5	2	1:41.273	22.186	153	46.847	189	32.240	198	249	17	2	1:41.119	22.490	156	46.667	191	31.962	201	251
6	2	1:40.810	22.203	154	46.865	190	31.742	201	248	18	2	1:45.714	22.087	154	46.833	189	36.794	59	249
7	2	1:47.799	22.017	155	46.773	191	39.009	52	248	19	2	5:50.615	4:30.204	146	48.231	184	32.180	201	246
8	2	3:51.425	2:28.232	121	50.089	191	33.104	202	236	20	2	1:40.874	22.052	155	46.831	189	31.991	203	250
9	2	1:45.955	22.429	155	46.942	191	36.584	59	250	21	2	1:41.065	22.123	154	46.909	188	32.033	200	252
10	2	2:50.002	1:26.999	155	46.918	191	36.085	57	247	22	2	1:45.093	23.190	152	47.387	186	34.516	201	249
11	1	2:53.193	1:27.750	154	46.897	183	38.546	201	250	23	2	1:40.848	22.115	155	46.919	191	31.814	202	251
12	1	1:46.255	22.221	155	47.161	189	36.873	58	249	24	2	1:46.572	22.683	155	46.923	190	36.966	57	252

21 Keilwitz, DEU(#1) / Eriksson, SWE(#2)

theoretical besttime: 1:40.258

1	1	4:40.684	3:15.847	133	51.575	185	33.262	198	211	13	2	1:46.155	22.532	155	46.899	188	36.724	59	250
2	2	1:42.245	23.027	153	47.143	191	32.075	198	246	14	1	5:00.925	3:35.398	137	51.731	184	33.796	198	219
3	2	1:43.231	23.085	159	47.151	193	32.995	199	250	15	1	1:41.232	22.528	157	46.850	190	31.854	201	247
4	2	1:41.770	22.609	156	47.172	190	31.989	198	248	16	1	1:40.885	22.291	156	46.838	191	31.756	201	250
5	2	1:40.974	22.338	156	46.830	190	31.806	199	248	17	1	1:40.995	22.408	157	46.817	191	31.770	202	251
6	2	1:41.109	22.428	156	46.764	192	31.917	200	248	18	1	1:40.864	22.170	158	46.772	190	31.922	202	251
7	2	1:46.180	22.371	156	47.000	191	36.809	59	248	19	1	1:45.387	22.318	158	50.799	190	32.270	202	221
8	2	6:05.721	4:46.535	153	47.176	190	32.010	201	247	20	1	1:46.138	22.293	158	46.649	192	37.196	59	250
9	2	1:41.338	22.281	157	46.902	190	32.155	200	250	21	1	5:35.784	4:17.173	157	46.872	192	31.739	202	250
10	2	1:40.605	22.216	157	46.799	190	31.590	203	250	22	1	1:40.691	22.239	158	46.667	190	31.785	202	252



ADAC GT Masters

Sector List Free Practice 1

Provisional



Hockenheimring, Length: 4574m

Air temperature: 20.36°C

Track temperature: 32.6°C

Weather condition: Dry

DMSB Reg. Nr.: R-11498/20

Friday, September 18, 2020 11:30:00

Lap	Id	Time	SE1	SP1	SE2	SP2	SE3	SP3	TSP	Lap	Id	Time	SE1	SP1	SE2	SP2	SE3	SP3	TSP
11	2	1:46.526	22.284	156	46.706	192	37.536	59	251	23	1	1:40.267	22.086	157	46.582	193	31.599	202	251
12	2	4:09.092	2:50.405	156	46.730	191	31.957	201	250	24	1	1:46.050	22.348	157	46.752	191	36.950	59	251

22 Stolz, DEU(#1) / Engel, DEU(#2)

theoretical besttime: 1:39.765

1	2	2:29.486	59.220	132	52.017	181	38.249	197	236	12	2	1:45.208	22.018	158	46.588	192	36.602	58	249
2	2	1:47.819	23.409	155	47.609	188	36.801	198	247	13	2	3:41.492	2:22.980	157	46.673	192	31.839	199	248
3	2	1:43.723	22.711	156	47.727	188	33.285	200	248	14	2	1:40.054	22.097	157	46.497	192	31.460	201	248
4	2	1:43.133	22.554	153	47.949	188	32.630	199	246	15	2	1:40.013	21.996	157	46.448	192	31.569	202	248
5	2	1:42.091	22.589	155	47.303	190	32.199	200	248	16	2	1:44.189	21.989	157	46.468	191	35.732	58	250
6	2	1:46.754	22.677	156	47.168	190	36.909	58	248	17	1	3:00.389	1:40.448	158	46.625	191	33.316	201	248
7	2	4:21.304	2:59.277	143	49.019	186	33.008	198	243	18	1	1:40.409	22.273	159	46.591	190	31.545	201	248
8	2	1:41.608	22.675	157	46.753	191	32.180	199	248	19	1	1:40.401	22.212	157	46.603	192	31.586	200	248
9	2	1:41.463	22.447	157	46.898	190	32.118	202	248	20	1	1:40.333	22.197	158	46.531	192	31.605	200	250
10	2	1:39.962	22.102	158	46.330	192	31.530	200	249	21	1	1:47.594	22.234	158	46.646	192	38.714	49	253
11	2	1:39.838	21.975	157	46.382	192	31.481	201	248	22	1	2:52.964	1:27.887	158	46.742	191	38.335	56	248

25 Walilko, POL(#1) / Beckhusen, DEU(#2)

theoretical besttime: 1:39.992

1	1	2:19.218	48.875	132	54.633	169	35.710	194	196	13	1	1:40.243	21.981	156	46.411	191	31.851	202	253
2	1	1:49.051	23.344	153	50.377	153	35.330	198	219	14	1	1:42.292	21.955	156	46.430	192	33.907	200	254
3	1	1:41.717	22.702	156	46.935	190	32.080	201	250	15	1	1:40.316	21.922	157	46.581	192	31.813	201	253
4	1	1:41.441	22.486	157	46.898	188	32.057	200	251	16	1	1:48.766	22.889	156	47.365	192	38.512	57	252
5	1	1:41.243	22.289	157	46.773	192	32.181	200	252	17	1	9:14.320	7:28.345	98	1:08.306	109	37.669	168	140
6	1	1:41.423	22.287	155	46.868	191	32.268	201	251	18	1	1:59.356	26.319	137	55.764	182	37.273	198	167
7	1	1:47.463	22.330	156	46.912	191	38.221	55	252	19	1	1:48.808	23.390	152	52.063	188	33.355	198	223
8	1	5:28.621	3:56.867	136	56.591	158	35.163	194	195	20	1	1:41.792	22.523	154	47.014	187	32.255	200	251
9	1	1:49.042	24.356	148	50.838	120	33.848	198	230	21	1	2:01.993	22.300	143	1:02.361	190	37.332	55	196
10	1	1:40.691	22.358	158	46.674	191	31.659	202	251	22	1	2:54.714	1:29.864	147	47.663	188	37.187	58	250
11	1	1:41.687	22.305	149	46.681	192	32.701	200	251	23	1	2:52.261	1:27.497	146	47.492	192	37.272	58	250
12	1	1:40.309	22.173	157	46.414	192	31.722	201	254										

26 Feller, CHE(#1) / Mücke, DEU(#2)

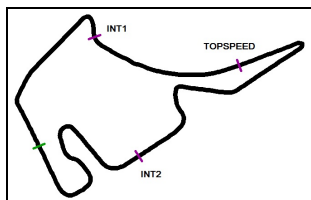
theoretical besttime: 1:40.546

1	2	2:36.541	1:05.013	127	54.003	180	37.525	195	208	13	2	1:47.029	22.057	154	46.963	191	38.009	58	252
2	2	1:46.043	22.971	154	47.310	188	35.762	199	251	14	2	6:47.192	5:27.712	153	47.064	189	32.416	199	250
3	2	1:41.374	22.576	156	46.592	191	32.206	199	253	15	2	1:42.104	22.775	154	47.055	189	32.274	199	251
4	2	1:46.114	22.159	156	47.170	160	36.785	199	254	16	2	1:41.572	22.297	154	46.987	189	32.288	200	251
5	2	1:40.992	22.127	155	46.800	192	32.065	199	254	17	2	1:41.150	22.309	154	46.691	190	32.150	201	254
6	2	1:41.151	22.272	156	46.642	190	32.237	201	255	18	2	1:40.890	22.131	156	46.726	190	32.033	201	254
7	2	1:40.654	22.116	157	46.641	192	31.897	201	252	19	2	1:47.760	22.229	155	47.374	189	38.157	58	254
8	2	1:46.962	22.067	156	46.660	191	38.235	47	252	20	2	6:46.423	5:22.007	154	49.718	187	34.698	198	248
9	2	8:20.454	7:01.090	154	47.062	191	32.302	199	252	21	2	1:42.539	22.643	154	47.324	190	32.572	200	252
10	2	1:40.843	22.213	154	46.601	190	32.029	199	253	22	2	1:46.299	22.233	155	46.691	192	37.375	58	254
11	2	1:40.794	22.170	156	46.593	192	32.031	199	253	23	2	2:51.458	1:27.173	155	46.770	189	37.515	58	254
12	2	1:40.980	22.187	155	46.713	190	32.080	200	253										

28 Hofer, AUT(#1) / Haase, DEU(#2)

theoretical besttime: 1:40.116

1	1	2:03.663	34.796	127	54.605	176	34.262	196	209	15	2	2:47.488	1:26.653	156	46.848	189	33.987	200	249
2	1	1:44.220	22.979	153	47.790	187	33.451	199	243	16	2	1:41.155	22.534	155	46.734	189	31.887	201	248
3	1	1:40.943	22.322	154	46.674	191	31.947	199	249	17	2	1:40.639	22.234	156	46.659	190	31.746	200	250
4	1	1:44.666	22.301	155	47.867	148	34.498	198	251	18	2	1:40.158	22.078	156	46.410	191	31.670	200	251
5	1	1:40.975	22.242	155	46.709	190	32.024	199	249	19	2	1:48.889	22.155	156	46.806	152	39.928	201	252
6	1	1:40.961	22.489	155	46.438	191	32.034	198	252	20	2	1:40.785	22.145	156	46.840	186	31.800	200	248
7	1	1:40.778	22.153	155	46.710	190	31.915	199	249	21	2	1:45.785	22.150	156	46.786	188	36.849	59	250
8	1	1:45.824	22.253	156	46.992	190	36.579	59	250	22	2	9:10.709	7:44.558	115	53.050	188	33.101	197	219
9	1	3:48.603	2:29.799	155	46.856	189	31.948	200	247	23	1	1:43.626	22.890	151	47.981	188	32.755	199	246
10	1	1:40.660	22.259	154	46.641	190	31.760	198	251	24	1	1:42.809	22.841	155	47.339	189	32.629	200	250
11	1	1:40.548	22.129	155	46.694	190	31.725	200	250	25	1	1:49.428	23.308	144	51.292	182	34.828	197	212
12	1	1:40.436	22.036	156	46.613	190	31.787	201	251	26	1	1:41.566	22.524	155	47.018	191	32.024	200	249
13	1	1:40.672	22.227	156	46.592	190	31.853	200	249	27	1	1:45.326	22.174	155	46.843	191	36.309	58	250
14	1	1:44.869	22.136	155	46.736	190	35.997	58	250	28	1	2:49.669	1:26.719	156	46.835	190	36.115	59	247



ADAC GT Masters

Sector List Free Practice 1

Provisional



Hockenheimring, Length: 4574m

Air temperature: 20.36°C

Track temperature: 32.6°C

Weather condition: Dry

DMSB Reg. Nr.: R-11498/20

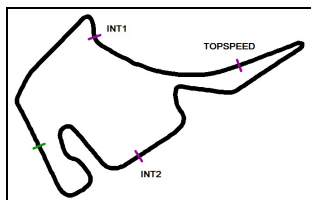
Friday, September 18, 2020 11:30:00

Lap	Id	Time	SE1	SP1	SE2	SP2	SE3	SP3	TSP	Lap	Id	Time	SE1	SP1	SE2	SP2	SE3	SP3	TSP
29 Schramm, DEU(#1) / Mies, DEU(#2)										theoretical besttime: 1:39.799									
1	2	2:12.967	39.169	121	58.523	178	35.275	196	182	12	2	1:45.731	22.274	156	46.819	189	36.638	58	251
2	2	1:51.515	25.199	153	49.912	132	36.404	194	238	13	2	9:03.995	7:39.137	155	47.924	133	36.934	199	248
3	2	1:44.690	23.576	154	48.121	189	32.993	196	240	14	2	1:45.631	22.324	154	46.885	188	36.422	58	248
4	2	1:55.443	24.179	154	51.885	173	39.379	58	215	15	2	10:11.398	8:46.720	133	52.038	185	32.640	198	196
5	2	6:11.546	4:47.215	153	47.383	186	36.948	58	244	16	2	1:47.089	22.595	155	48.045	99	36.449	201	248
6	2	2:51.971	1:27.746	154	47.355	184	36.870	59	247	17	2	1:42.678	22.110	156	48.051	184	32.517	200	251
7	2	2:46.226	1:27.011	156	47.115	186	32.100	200	252	18	2	1:40.132	21.959	156	46.480	190	31.693	200	250
8	2	1:41.047	22.157	154	46.781	188	32.109	200	251	19	2	1:40.053	21.942	155	46.546	192	31.565	201	249
9	2	1:48.859	22.486	155	48.400	107	37.973	199	254	20	2	1:55.373	21.787	156	53.645	89	39.941	201	251
10	2	1:41.103	22.296	154	46.860	189	31.947	202	252	21	2	1:40.053	21.986	155	46.447	192	31.620	200	249
11	2	1:40.896	22.262	154	46.767	190	31.867	201	251	22	2	1:40.015	21.972	156	46.451	192	31.592	201	251

Lap	Id	Time	SE1	SP1	SE2	SP2	SE3	SP3	TSP	Lap	Id	Time	SE1	SP1	SE2	SP2	SE3	SP3	TSP
30 Ineichen, CHE(#1) / Bortolotti, ITA(#2)										theoretical besttime: 1:39.570									
1	2	3:02.615	1:20.761	129	1:02.883	155	38.971	168	127	15	2	1:43.835	21.951	157	48.290	188	33.594	200	249
2	2	1:54.502	27.989	140	51.527	187	34.986	198	193	16	2	1:39.971	22.009	156	46.451	191	31.511	201	250
3	2	1:51.698	24.497	157	54.109	186	33.092	199	150	17	2	1:39.619	21.815	158	46.389	192	31.415	202	251
4	2	1:47.386	22.578	156	47.953	190	36.855	58	248	18	2	1:39.868	21.796	157	46.457	191	31.615	201	251
5	2	3:04.492	1:37.024	156	49.165	189	38.303	58	248	19	2	1:44.574	22.171	157	46.363	193	36.040	58	251
6	2	7:44.484	6:12.593	155	55.279	139	36.612	197	191	20	1	2:46.001	1:26.796	156	46.931	189	32.274	201	249
7	2	2:01.001	26.056	157	57.538	145	37.407	197	142	21	1	1:41.048	22.293	156	46.816	190	31.939	202	251
8	2	1:58.537	23.715	156	1:00.810	187	34.012	198	197	22	1	1:41.055	22.235	156	46.903	191	31.917	201	250
9	2	1:47.633	23.085	157	47.392	188	37.156	58	250	23	1	1:40.608	22.037	156	46.592	190	31.979	201	251
10	2	2:50.683	1:27.210	157	47.055	189	36.418	58	247	24	1	1:44.368	22.210	156	46.892	190	35.266	202	252
11	2	4:54.438	3:32.144	142	49.853	186	32.441	197	243	25	1	1:41.039	22.118	156	46.785	191	32.136	202	251
12	2	1:43.553	22.329	158	46.560	190	34.664	200	250	26	1	1:41.398	21.970	156	46.710	190	32.718	200	251
13	2	1:39.911	21.991	158	46.359	193	31.561	202	249	27	1	1:40.446	22.072	156	46.569	191	31.805	202	250
14	2	1:39.895	21.913	157	46.396	193	31.586	201	250										

Lap	Id	Time	SE1	SP1	SE2	SP2	SE3	SP3	TSP	Lap	Id	Time	SE1	SP1	SE2	SP2	SE3	SP3	TSP
31 Niederhauser, CHE(#1) / van der Linde, ZAF(#2)										theoretical besttime: 1:39.345									
1	1	2:41.804	1:08.054	125	56.267	182	37.483	197	169	12	2	5:45.711	4:24.613	154	47.016	186	34.082	201	247
2	1	1:44.401	22.613	154	46.863	186	34.925	200	248	13	2	1:40.355	22.066	155	46.647	190	31.642	202	250
3	1	1:40.076	22.129	155	46.427	189	31.520	201	250	14	2	1:44.238	21.903	155	47.576	152	34.759	199	251
4	1	1:50.140	21.821	156	46.535	190	41.784	200	250	15	2	1:40.076	21.927	155	46.626	188	31.523	202	251
5	1	1:39.851	22.033	155	46.290	193	31.528	201	250	16	2	1:39.554	21.874	156	46.214	191	31.466	203	253
6	1	1:39.613	21.867	156	46.350	192	31.396	201	250	17	2	1:42.290	22.750	154	47.109	189	32.431	202	252
7	1	1:46.206	23.023	155	46.737	191	36.446	56	250	18	2	1:39.578	21.796	155	46.404	191	31.378	202	251
8	1	11:42.567	10:22.146	154	46.906	188	33.515	201	249	19	2	1:46.593	21.915	155	47.256	188	37.422	57	251
9	1	1:40.275	22.148	155	46.458	190	31.669	201	250	20	2	4:49.138	3:29.442	154	47.554	188	32.142	195	248
10	1	1:39.541	21.753	156	46.312	192	31.476	202	252	21	2	1:47.388	22.126	156	47.433	189	37.829	58	250
11	1	1:46.313	22.168	155	46.670	190	37.475	59	251										

Lap	Id	Time	SE1	SP1	SE2	SP2	SE3	SP3	TSP	Lap	Id	Time	SE1	SP1	SE2	SP2	SE3	SP3	TSP
32 Weerts, BEL(#1) / Vanthoor, BEL(#2)										theoretical besttime: 1:39.620									
1	2	3:02.605	1:28.116	134	59.284	180	35.205	200	171	17	2	1:45.633	22.023	156	46.596	190	37.014	57	252
2	2	1:40.711	22.339	155	46.710	192	31.662	200	249	18	1	6:38.137	5:15.035	131	49.032	188	34.070	183	236
3	2	1:40.147	21.891	155	46.488	192	31.768	200	250	19	1	1:41.058	22.623	155	46.839	191	31.596	198	246
4	2	1:40.271	22.309	156	46.349	192	31.613	200	250	20	1	1:40.341	22.087	156	46.679	191	31.575	199	247
5	2	1:39.809	21.905	157	46.404	192	31.500	199	249	21	1	1:40.511	21.937	156	46.939	191	31.635	199	250
6	2	1:39.941	22.011	156	46.388	192	31.542	201	248	22	1	1:43.226	21.956	156	46.716	192	34.554	200	251
7	2	1:39.854	21.925	156	46.338	192	31.591	200	250	23	1	1:40.230	21.831	154	46.592	192	31.807	200	249
8	2	1:39.837	21.913	156	46.427	192	31.497	202	248	24	1	1:44.962	21.921	156	46.554	191	36.487	58	251
9	2	1:39.850	21.856	156	46.543	193	31.451	202	250	25	1	4:29.172	3:03.480	155	51.476	137	34.216	201	248
10	2	1:40.270	22.064	156	46.561	190	31.645	201	250	26	1	1:41.414	22.064	155	46.737	189	32.613	201	251
11	2	1:40.181	21.924	155	46.474	192	31.783	198	252	27	1	1:40.385	22.088	156	46.572	192	31.725	201	249
12	2	1:40.548	22.192	156	46.684	189	31.672	201	250	28	1	1:40.537	22.077	156	46.606	193	31.854	193	248
13	2	1:43.145	21.950	156	49.062	185	32.133	202	251	29	1	1:55.428	22.248	154	58.125	117	35.055	200	149
14	2	1:40.445	21.977	155	46.660	191	31.808	202	255	30	1	1:40.533	22.047	155	46.770	190	31.716	201	249
15	2	1:40.521	22.007	155	46.675	190	31.839	202	251	31	1	1:58.434	24.005	138	52.873	166	41.556	58	207
16	2	1:40.570	22.077	155	46.623	187	31.870	199	251										



ADAC GT Masters

Sector List Free Practice 1

Provisional



Hockenheimring, Length: 4574m

Air temperature: 20.36°C

Track temperature: 32.6°C

Weather condition: Dry

DMSB Reg. Nr.: R-11498/20

Friday, September 18, 2020 11:30:00

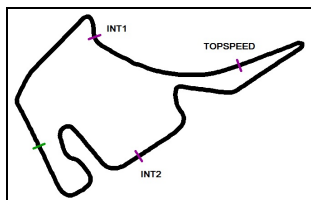
Lap	Id	Time	SE1	SP1	SE2	SP2	SE3	SP3	TSP	Lap	Id	Time	SE1	SP1	SE2	SP2	SE3	SP3	TSP
33	Salaquarda, CZE(#1) / Stippler, DEU(#2)									theoretical besttime: 1:40.211									
1	2	3:04.235	1:34.996	135	54.432	180	34.807	196	190	10	2	1:40.661	22.207	156	46.672	188	31.782	203	252
2	2	1:46.003	25.176	143	48.243	190	32.584	201	252	11	2	1:40.404	22.153	156	46.560	189	31.691	202	252
3	2	1:40.865	22.416	156	46.531	188	31.918	201	252	12	2	1:40.637	22.193	155	46.602	191	31.842	202	253
4	2	1:40.947	22.113	156	46.983	190	31.851	202	252	13	2	1:45.441	22.164	156	46.595	191	36.682	57	252
5	2	1:40.694	22.170	155	46.674	186	31.850	202	253	14	1	2:48.075	1:27.767	156	47.646	189	32.662	198	252
6	2	1:40.293	22.049	156	46.471	188	31.773	201	253	15	1	1:46.688	22.603	154	47.045	190	37.040	58	251
7	2	1:45.933	22.163	156	46.532	191	37.238	58	254	16	2	3:05.225	1:38.435	143	48.388	187	38.402	58	250
8	2	10:00.276	8:37.068	152	50.782	185	32.426	201	236	17	2	2:51.941	1:26.956	154	47.292	188	37.693	58	252
9	2	1:41.571	22.527	156	47.130	188	31.914	201	251										

Lap	Id	Time	SE1	SP1	SE2	SP2	SE3	SP3	TSP	Lap	Id	Time	SE1	SP1	SE2	SP2	SE3	SP3	TSP
47	Dontje, NLD(#1) / Götz, DEU(#2)									theoretical besttime: 1:41.552									
1	2	2:26.164	56.346	128	53.402	170	36.416	197	204	14	1	1:41.956	22.615	156	47.135	191	32.206	200	248
2	2	1:48.774	23.191	155	48.996	149	36.587	198	246	15	1	1:42.077	22.529	157	47.336	190	32.212	199	248
3	2	1:51.725	22.743	157	48.401	186	40.581	59	247	16	1	1:42.108	22.641	157	47.261	189	32.206	199	250
4	2	7:34.316	6:01.744	156	50.625	102	41.947	198	207	17	1	1:42.013	22.601	158	47.222	191	32.190	199	251
5	2	1:42.642	22.886	157	47.507	187	32.249	199	248	18	1	1:46.974	22.680	157	47.223	191	37.071	58	251
6	2	1:41.892	22.521	156	47.156	190	32.215	199	251	19	1	5:03.791	3:42.720	155	47.259	188	33.812	200	248
7	2	1:41.694	22.571	156	47.096	189	32.027	201	250	20	1	1:42.060	22.461	157	47.382	189	32.217	199	249
8	2	1:45.560	22.479	157	47.199	189	35.882	201	252	21	1	1:41.933	22.429	157	47.344	190	32.160	201	248
9	2	1:47.498	22.661	158	47.160	182	37.677	58	250	22	1	1:46.587	22.584	158	47.232	190	36.771	58	251
10	1	2:53.096	1:28.573	155	47.384	189	37.139	58	251	23	2	3:33.910	2:14.466	153	47.344	191	32.100	201	250
11	2	2:51.253	1:26.990	157	47.389	189	36.874	58	250	24	2	1:42.262	22.707	150	47.397	191	32.158	202	251
12	1	4:13.093	2:51.394	141	48.771	188	32.928	198	245	25	2	1:42.041	22.797	156	47.114	191	32.130	201	250
13	1	1:42.457	22.684	157	47.215	188	32.558	199	248	26	2	1:54.920	22.935	157	47.708	189	44.277	59	250

Lap	Id	Time	SE1	SP1	SE2	SP2	SE3	SP3	TSP	Lap	Id	Time	SE1	SP1	SE2	SP2	SE3	SP3	TSP
48	Ellis, GBR(#1) / Marciello, ITA(#2)									theoretical besttime: 1:39.744									
1	1	2:07.142	36.234	109	56.416	179	34.492	196	194	15	2	1:41.170	22.287	154	46.968	191	31.915	200	250
2	1	1:44.155	23.362	156	47.967	185	32.826	200	247	16	2	1:46.837	22.364	155	47.156	187	37.317	58	251
3	1	1:42.154	22.743	158	47.146	191	32.265	199	249	17	2	4:05.955	2:45.125	145	48.341	190	32.489	200	244
4	1	1:42.465	22.526	154	47.608	190	32.331	199	235	18	2	1:40.538	22.179	156	46.723	192	31.636	201	247
5	1	1:45.458	22.509	157	47.650	188	35.299	200	227	19	2	1:39.866	21.920	157	46.492	192	31.454	201	248
6	1	1:41.564	22.495	156	47.094	190	31.975	201	248	20	2	1:47.519	22.071	158	47.566	192	37.882	58	251
7	1	1:47.613	22.447	157	47.186	190	37.980	58	251	21	2	2:47.656	1:27.850	158	46.746	191	33.060	201	250
8	1	2:49.800	1:28.420	159	47.333	188	34.047	202	250	22	2	1:40.411	22.195	157	46.662	193	31.554	202	251
9	1	1:41.597	22.545	156	46.959	191	32.093	202	250	23	1	1:39.744	21.883	157	46.422	193	31.439	202	250
10	1	1:41.409	22.395	156	46.966	189	32.048	201	249	24	1	1:41.439	23.148	158	46.678	192	31.613	203	248
11	1	1:46.332	22.564	158	46.900	189	36.868	57	250	25	1	1:40.388	22.035	159	46.725	192	31.628	202	249
12	2	3:05.375	1:39.915	152	53.228	184	32.232	202	171	26	1	1:48.036	22.015	158	46.630	193	39.391	53	248
13	2	1:41.459	22.430	155	46.898	189	32.131	201	250	27	1	5:57.438	4:31.346	143	48.541	188	37.551	58	246
14	2	1:41.500	22.456	156	47.042	191	32.002	201	250	28	1	2:52.992	1:27.734	156	47.687	190	37.571	58	248

Lap	Id	Time	SE1	SP1	SE2	SP2	SE3	SP3	TSP	Lap	Id	Time	SE1	SP1	SE2	SP2	SE3	SP3	TSP
63	Costa Balboa, ESP(#1) / Perera, FRA(#2)									theoretical besttime: 1:39.304									
1	1	2:00.323	30.861	132	51.165	183	38.297	55	205	15	2	1:48.627	22.055	158	48.481	187	38.091	55	253
2	2	2:56.589	1:28.857	144	49.940	190	37.792	55	247	16	2	7:05.167	5:45.488	155	47.165	192	32.514	203	250
3	2	2:51.998	1:27.779	159	47.263	192	36.956	55	252	17	2	1:40.434	22.071	158	46.513	192	31.850	203	252
4	2	2:53.369	1:27.855	155	51.071	171	34.443	199	218	18	2	1:39.912	22.112	159	46.239	192	31.561	203	254
5	2	1:42.081	22.563	159	47.077	191	32.441	200	250	19	2	1:48.809	22.222	158	46.473	187	40.114	55	254
6	2	1:41.507	22.465	159	46.821	190	32.221	202	254	20	1	4:12.230	2:53.692	160	46.590	191	31.948	201	252
7	2	1:47.314	22.532	160	47.301	191	37.481	55	252	21	1	1:45.542	22.312	158	46.642	192	36.588	55	252
8	2	3:48.796	2:18.275	125	54.895	167	35.626	198	227	22	1	3:16.088	1:55.635	138	48.393	190	32.060	200	245
9	2	1:52.137	23.303	150	52.914	175	35.920	202	220	23	1	1:40.147	22.276	161	46.119	194	31.752	202	250
10	2	1:41.887	22.343	158	47.399	188	32.145	204	250	24	1	1:39.963	21.860	160	45.973	194	32.130	203	254
11	2	1:40.823	22.419	159	46.542	191	31.862	204	252	25	1	1:44.095	21.861	160	46.961	177	35.273	203	257
12	2	1:40.400	22.182	159	46.476	192	31.742	204	254	26	1	1:39.783	22.090	160	46.222	194	31.471	203	252
13	2	1:40.070	22.136	160	46.314	193	31.620	204	254	27	1	1:52.074	22.057	160	47.734	179	42.283	55	254
14	2	1:40.146	21.990	160	46.285	196	31.871	202	255										





ADAC GT Masters

Sector List Free Practice 1

Provisional



Hockenheimring, Length: 4574m

Air temperature: 20.36°C

Track temperature: 32.6°C

Weather condition: Dry

DMSB Reg. Nr.: R-11498/20

Friday, September 18, 2020 11:30:00

Lap	Id	Time	SE1	SP1	SE2	SP2	SE3	SP3	TSP	Lap	Id	Time	SE1	SP1	SE2	SP2	SE3	SP3	TSP
71	Paul, DEU(#1) / Langeveld, NLD(#2)									theoretical besttime: 1:39.873									
1	1	2:15.887	45.764	117	55.007	179	35.116	195	197	17	2	1:42.029	22.367	155	47.145	188	32.517	200	250
2	1	1:46.835	25.176	138	48.452	188	33.207	198	246	18	2	1:42.489	22.742	154	47.318	189	32.429	201	249
3	1	1:42.719	22.879	156	47.492	188	32.348	201	251	19	2	1:48.227	22.693	146	52.660	184	32.874	199	203
4	1	1:41.456	22.223	154	47.069	189	32.164	199	249	20	2	1:41.769	22.407	153	47.167	189	32.195	200	249
5	1	1:41.342	22.369	156	46.807	190	32.166	199	252	21	2	1:42.002	22.328	154	47.424	189	32.250	201	249
6	1	1:41.245	22.234	155	46.823	188	32.188	198	251	22	2	1:46.485	22.359	155	47.281	188	36.845	59	249
7	1	1:41.272	22.406	157	46.730	188	32.136	201	251	23	1	5:07.711	3:40.029	127	52.937	181	34.745	162	227
8	1	1:40.732	22.061	156	46.722	189	31.949	201	251	24	1	1:45.316	23.948	151	49.130	187	32.238	198	218
9	1	1:41.333	22.171	156	46.895	190	32.267	199	248	25	1	1:41.312	22.373	146	46.982	190	31.957	200	246
10	1	1:46.726	22.518	155	47.180	188	37.028	59	249	26	1	1:40.468	22.051	158	46.630	190	31.787	202	248
11	2	2:48.796	1:28.737	150	47.738	183	32.321	201	248	27	1	1:46.153	21.915	157	46.643	189	37.595	202	251
12	2	1:41.631	22.290	156	47.150	189	32.191	201	250	28	1	1:40.254	21.920	156	46.529	191	31.805	203	249
13	2	1:52.245	22.365	155	47.179	189	42.701	127	250	29	1	1:46.625	22.010	157	46.839	189	37.776	58	250
14	2	1:45.999	25.143	156	48.031	189	32.825	200	249	30	1	2:39.847	1:20.644	149	47.251	190	31.952	202	250
15	2	1:41.601	22.369	155	47.058	190	32.174	200	249	31	1	1:39.948	21.955	157	46.413	190	31.580	202	250
16	2	1:41.573	22.242	156	47.037	188	32.294	201	250	32	1	1:39.953	21.880	156	46.450	192	31.623	202	248

Lap	Id	Time	SE1	SP1	SE2	SP2	SE3	SP3	TSP	Lap	Id	Time	SE1	SP1	SE2	SP2	SE3	SP3	TSP
72	Schöll, AUT(#1) / Pepper, ZAF(#2)									theoretical besttime: 1:40.081									
1	2	2:10.468	42.936	119	52.481	181	35.051	199	226	18	1	2:53.778	1:28.768	140	52.018	167	32.992	201	234
2	2	1:45.499	22.672	156	49.929	179	32.898	202	245	19	1	1:42.248	22.387	147	47.763	191	32.098	202	249
3	2	1:40.444	22.072	158	46.709	192	31.663	200	252	20	1	1:41.910	22.431	156	47.118	191	32.361	201	251
4	2	1:40.300	21.999	158	46.481	193	31.820	201	253	21	1	1:42.353	22.674	158	47.289	188	32.390	202	251
5	2	1:40.332	21.980	158	46.556	192	31.796	201	253	22	1	1:43.242	22.658	153	47.516	191	33.068	198	251
6	2	1:46.293	21.937	158	47.473	191	36.883	53	254	23	1	1:42.864	22.875	155	47.534	191	32.455	201	251
7	1	2:52.659	1:31.029	143	48.707	191	32.923	202	242	24	1	1:42.942	22.710	156	47.577	191	32.655	201	251
8	1	1:41.794	22.463	158	47.319	191	32.012	203	251	25	1	1:42.462	22.482	158	47.488	191	32.492	201	252
9	1	1:41.685	22.169	160	47.350	192	32.166	202	251	26	1	1:42.620	22.579	156	47.563	192	32.478	200	250
10	1	1:41.584	22.372	156	47.326	187	31.886	201	251	27	1	1:50.067	22.488	157	47.982	189	39.597	58	250
11	1	1:41.527	22.244	157	47.329	191	31.954	203	251	28	2	2:47.978	1:27.785	158	47.388	190	32.805	202	250
12	1	1:41.622	22.302	158	47.318	191	32.002	203	252	29	2	1:40.853	22.193	155	46.716	193	31.944	202	252
13	1	1:41.516	22.149	159	47.334	192	32.033	202	252	30	2	1:40.972	22.037	157	46.772	191	32.163	201	253
14	1	1:41.419	22.287	159	47.146	191	31.986	203	254	31	2	1:41.015	22.271	155	46.816	194	31.928	201	254
15	1	1:42.000	22.337	159	47.322	185	32.341	201	251	32	2	1:41.095	22.142	157	46.887	193	32.066	202	254
16	1	1:43.073	22.514	159	47.195	192	33.364	200	251	33	2	1:48.100	22.246	156	47.189	183	38.665	56	253
17	1	1:48.267	22.560	159	47.412	187	38.295	58	252										

Lap	Id	Time	SE1	SP1	SE2	SP2	SE3	SP3	TSP	Lap	Id	Time	SE1	SP1	SE2	SP2	SE3	SP3	TSP
77	Pommer, DEU(#1) / Schmidt, CHE(#2)									theoretical besttime: 1:41.199									
1	1	3:58.462	2:25.456	114	58.126	167	34.880	201	200	9	2	1:41.675	22.236	160	46.878	184	32.561	203	255
2	1	1:43.278	22.895	158	47.481	186	32.902	202	247	10	2	1:41.526	22.319	159	46.997	188	32.210	207	254
3	1	1:46.942	22.474	159	46.961	189	37.507	59	252	11	2	1:41.706	22.369	159	47.146	186	32.191	205	255
4	2	2:55.625	1:30.028	156	47.866	184	37.731	58	248	12	2	1:47.994	22.413	158	46.877	186	38.704	57	255
5	1	2:53.034	1:28.046	159	47.503	190	37.485	59	253	13	2	9:59.469	8:39.214	161	47.562	184	32.693	203	252
6	2	2:53.281	1:30.602	143	49.758	187	32.921	202	240	14	2	1:47.446	22.439	158	47.213	185	37.794	52	254
7	2	1:41.577	22.444	160	46.928	187	32.205	204	254	15	1	3:02.689	1:38.216	159	47.064	187	37.409	58	254
8	2	1:41.261	22.298	160	46.844	186	32.119	204	256	16	1	2:53.914	1:28.153	160	47.746	185	38.015	58	255

Lap	Id	Time	SE1	SP1	SE2	SP2	SE3	SP3	TSP	Lap	Id	Time	SE1	SP1	SE2	SP2	SE3	SP3	TSP
82	Zimmermann, DEU(#1) / Schothorst, NLD(#2)									theoretical besttime: 1:39.833									
1	2	2:02.344	33.041	126	55.115	183	34.188	195	191	14	1	1:41.568	22.306	158	46.882	190	32.380	202	254
2	2	1:43.486	23.394	151	48.019	189	32.073	201	247	15	1	1:42.099	22.546	150	47.220	189	32.333	201	252
3	2	1:42.178	22.355	157	46.937	192	32.886	201	251	16	1	1:41.710	22.400	156	47.016	190	32.294	201	252
4	2	1:41.300	22.364	156	46.867	190	32.069	200	251	17	1	1:41.454	22.346	156	46.848	191	32.260	202	252
5	2	1:41.219	22.214	157	46.893	192	32.112	199	249	18	1	1:41.905	22.615	154	46.990	190	32.300	200	251
6	2	1:40.864	22.157	157	46.749	193	31.958	199	250	19	1	1:41.645	22.353	156	46.933	191	32.359	201	251
7	2	1:41.457	22.244	158	46.792	191	32.421	201	250	20	1	1:47.496	22.597	156	47.025	188	37.874	52	251
8	2	1:42.274	22.391	156	47.001	192	32.882	201	251	21	1	5:05.904	3:34.791	134	53.549	140	37.564	199	231
9	2	1:41.466	22.266	156	46.794	189	32.406	201	251	22	1	1:43.673	23.093	154	47.087	192	33.493	199	249
10	2	1:47.004	22.275	158	46.830	192	37.899	55	252	23	1	1:40.695	22.299	157	46.497	192	31.899	202	251
11	2	2:43.540	1:23.464	136	47.878	185	32.198	201	249	24	1	1:39.909	22.008	158	46.286	191	31.615	202	252
12	1	1:41.479	22.464	158	46.888	188	32.127	202	251	25	1	1:39.943	21.964	158	46.396	193	31.583	202	252
13	1	1:41.487	22.363	156	47.072	190	32.052	203	251	26	1	1:49.214	22.071	159	46.597	190	40.546	55	251





ADAC GT Masters

Sector List Free Practice 1

Provisional



Hockenheimring, Length: 4574m

Air temperature: 20.36°C

Track temperature: 32.6°C

Weather condition: Dry

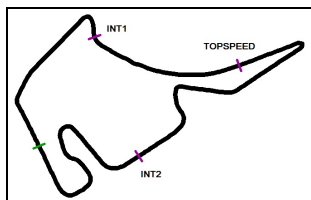
DMSB Reg. Nr.: R-11498/20

Friday, September 18, 2020 11:30:00

Lap	Id	Time	SE1	SP1	SE2	SP2	SE3	SP3	TSP	Lap	Id	Time	SE1	SP1	SE2	SP2	SE3	SP3	TSP
91	Joos, DEU(#1) / Holzer, DEU(#2)									theoretical besttime: 1:40.242									
1	2	2:22.775	50.257	129	55.356	181	37.162	197	199	14	2	1:44.358	22.232	158	49.472	181	32.654	201	248
2	2	1:48.130	23.616	152	50.123	165	34.391	200	251	15	2	1:41.352	22.397	156	46.874	190	32.081	199	247
3	2	1:41.305	22.524	157	46.647	192	32.134	202	251	16	2	1:40.896	22.376	158	46.636	191	31.884	200	247
4	2	1:40.868	22.391	158	46.614	191	31.863	202	251	17	2	1:46.690	22.467	157	46.531	191	37.692	51	250
5	2	1:40.417	22.183	158	46.477	193	31.757	202	253	18	1	5:48.688	4:29.765	156	46.831	191	32.092	199	244
6	2	1:47.225	22.216	158	52.305	183	32.704	202	252	19	1	1:41.972	22.390	156	47.222	190	32.360	193	246
7	2	1:46.427	22.234	158	46.487	192	37.706	54	251	20	1	1:41.490	22.458	156	46.964	190	32.068	199	246
8	2	6:57.672	5:36.738	156	48.669	189	32.265	201	250	21	1	1:41.567	22.446	156	46.812	191	32.309	200	248
9	2	1:44.151	22.264	158	48.441	180	33.446	201	252	22	1	1:41.738	22.394	154	47.056	186	32.288	201	245
10	2	1:40.792	22.348	158	46.694	192	31.750	202	250	23	1	1:41.852	22.403	157	47.034	190	32.415	198	247
11	2	1:40.481	22.235	159	46.309	191	31.937	203	254	24	1	1:42.070	22.703	157	47.050	191	32.317	199	247
12	2	1:48.391	22.596	148	48.118	190	37.577	54	250	25	1	1:41.720	22.651	158	46.851	191	32.218	200	247
13	2	7:46.961	6:25.280	150	49.260	190	32.421	199	236	26	1	1:42.089	22.749	150	47.073	189	32.267	200	244

92	Engelhart, DEU(#1) / Ammermüller, DEU(#2)									theoretical besttime: 1:39.631									
1	1	1:54.723	29.792	142	50.538	184	34.393	202	231	15	2	1:41.610	22.368	152	47.133	191	32.109	202	248
2	1	1:45.950	22.770	156	48.402	185	34.778	200	227	16	2	1:41.437	22.269	153	46.923	191	32.245	198	250
3	1	1:41.165	22.378	157	46.913	187	31.874	201	248	17	2	1:45.703	22.280	155	46.863	190	36.560	57	249
4	1	1:40.657	22.168	158	46.752	190	31.737	202	249	18	1	2:51.368	1:26.890	156	47.369	176	37.109	57	248
5	1	1:40.462	22.039	157	46.611	190	31.812	202	248	19	2	2:50.620	1:27.010	158	46.969	190	36.641	58	249
6	1	1:40.844	22.042	157	46.672	191	32.130	201	250	20	1	2:55.262	1:30.477	156	47.402	186	37.383	58	249
7	1	1:47.619	22.973	157	47.519	189	37.127	58	249	21	1	3:02.167	1:28.473	137	53.491	175	40.203	56	189
8	1	2:49.028	1:27.615	155	48.439	190	32.974	200	212	22	1	4:07.756	2:45.492	146	49.830	188	32.434	201	196
9	2	1:41.823	22.537	157	47.001	190	32.285	202	247	23	1	1:42.081	22.421	158	47.637	192	32.023	201	217
10	2	1:41.765	22.317	156	47.288	191	32.160	201	247	24	1	1:40.082	21.959	159	46.549	191	31.574	204	246
11	2	1:41.174	22.337	157	46.677	190	32.160	202	249	25	1	1:39.631	21.746	159	46.369	192	31.516	205	248
12	2	1:41.107	22.307	157	46.838	190	31.962	202	248	26	1	1:41.749	22.253	158	46.781	190	32.715	203	250
13	2	1:40.912	22.160	156	46.947	191	31.805	203	248	27	1	1:46.514	21.999	158	46.576	191	37.939	58	248
14	2	1:43.899	22.350	156	47.854	186	33.695	203	252										

99	Renauer, DEU(#1) / Müller, DEU(#2)									theoretical besttime: 1:39.576									
1	2	2:30.010	59.850	124	54.968	183	35.192	199	189	15	2	1:46.160	22.392	158	47.016	191	36.752	57	251
2	2	1:50.024	23.290	154	50.536	183	36.198	202	252	16	1	2:47.243	1:26.804	157	47.379	186	33.060	202	250
3	2	1:41.613	22.645	152	47.000	190	31.968	203	251	17	1	1:41.555	22.433	154	46.855	190	32.267	203	251
4	2	1:41.051	22.296	159	46.724	191	32.031	201	253	18	1	1:41.387	22.238	155	46.958	191	32.191	204	251
5	2	1:41.175	22.309	157	46.794	189	32.072	201	250	19	1	1:43.704	22.527	156	47.349	175	33.828	200	251
6	2	1:46.067	22.332	157	46.791	191	36.944	58	250	20	1	1:47.391	22.567	157	47.243	187	37.581	55	251
7	2	4:34.857	3:15.745	158	46.987	187	32.125	203	248	21	2	2:50.934	1:26.601	154	47.366	189	36.967	58	249
8	2	1:41.928	22.304	157	46.949	192	32.675	204	251	22	2	2:54.168	1:31.592	135	49.945	187	32.631	202	240
9	2	1:40.808	22.086	159	46.892	189	31.830	203	254	23	2	1:41.902	22.379	160	46.980	188	32.543	197	247
10	2	1:45.473	22.268	158	46.729	192	36.476	58	252	24	2	1:40.475	22.164	158	46.486	193	31.825	201	249
11	2	9:16.025	7:57.123	158	46.933	188	31.969	202	251	25	2	1:40.127	21.895	159	46.510	193	31.722	201	249
12	2	1:41.368	22.240	159	47.122	188	32.006	203	250	26	2	1:39.754	21.893	158	46.357	194	31.504	204	250
13	2	1:42.129	22.225	156	47.183	190	32.721	202	251	27	2	1:39.658	21.771	159	46.301	194	31.586	205	250
14	2	1:41.080	22.238	156	46.788	191	32.054	202	251										



ADAC GT Masters

Top speed list Free Practice 1

Provisional



Hockenheimring, Length: 4574m

Air temperature: 20.36°C

Track temperature: 32.6°C

Weather condition: Dry

DMSB Reg. Nr.: R-11498/20

Friday, September 18, 2020 11:30:00

#	Name (NAT)	Team	Car name	Speed	Lap	Race time
10	Nick Yelloly (GBR)	Schubert Motorsport (DEU)	BMW M6 GT3	261.50	16	32:55.353
14	Jens Klingmann (DEU)	MRS GT-Racing (DEU)	BMW M6 GT3	258.99	11	24:07.655
9	Aidan Read (AUS)	Schubert Motorsport (DEU)	BMW M6 GT3	258.99	23	41:13.557
63	Albert Costa Balboa (ESP)	GRT GRASSER RACING TEAM (AUT)	Lamborghini Huracan GT3 EVO	257.14	25	57:09.116
77	Jeffrey Schmidt (CHE)	Callaway Competition (DEU)	Corvette C7 GT3-R	256.53	8	18:27.371
18	David Jahn (DEU)	KÜS TEAM75 Bernhard (DEU)	Porsche 911 GT3 R	255.31	6	9:30.243
26	Stefan Mücke (DEU)	BWT Mücke Motorsport (DEU)	Audi R8 LMS GT3	255.31	6	10:06.415
32	Dries Vanthoor (BEL)	TEAM WRT (BEL)	Audi R8 LMS GT3	255.31	14	23:42.237
72	Jordan Lee Pepper (ZAF)	T3-HRT-Motorsport (DEU)	Bentley Continental GT3	254.71	6	9:31.988
82	Tim Zimmermann (DEU)	GRT GRASSER RACING TEAM (AUT)	Lamborghini Huracan GT3 EVO	254.71	14	24:05.415
25	Igor Jakob Walilko (POL)	BWT Mücke Motorsport (DEU)	Audi R8 LMS GT3	254.71	14	27:17.133
3	Maximilian Hackländer (DEU)	Aust Motorsport (DEU)	Audi R8 LMS GT3	254.11	5	8:25.797
33	Frank Stippler (DEU)	Team ISR (CZE)	Audi R8 LMS GT3	254.11	7	12:08.235
99	Sven Müller (DEU)	Precote Herberth Motorsport (DEU)	Porsche 911 GT3 R	254.11	9	18:01.790
29	Christopher Mies (DEU)	Montaplast by Land Motorsport (DEU)	Audi R8 LMS GT3	254.11	9	21:51.001
91	Marco Holzer (DEU)	Joos Sportwagentechnik (DEU)	Porsche 911 GT3 R	254.11	11	23:45.021
31	Kelvin van der Linde (ZAF)	RUTRONIK-RACING (DEU)	Audi R8 LMS GT3	253.52	16	41:16.171
22	Luca Stolz (DEU)	Toksport WRT (DEU)	Mercedes-AMG GT3 EVO	253.52	21	41:24.965
28	Max Hofer (AUT)	Montaplast by Land Motorsport (DEU)	Audi R8 LMS GT3	252.92	6	9:30.140
7	Sebastian Asch (DEU)	Precote Herberth Motorsport (DEU)	Porsche 911 GT3 R	252.92	9	17:41.990
47	Maximilian Götz (DEU)	MANN-FILTER Team HTP-WINWARD (DEU)	Mercedes-AMG GT3 EVO	252.92	8	19:22.755
92	Michael Ammermüller (DEU)	SSR Performance (DEU)	Porsche 911 GT3 R	252.92	14	24:02.641
19	Niels Lagrange (BEL)	GRT GRASSER RACING TEAM (AUT)	Lamborghini Huracan GT3 EVO	252.92	17	37:29.563
21	Daniel Keilwitz (DEU)	Team Zakspeed BKK Mobil Oil Racing (DEU)	Mercedes-AMG GT3 EVO	252.92	22	53:33.144
30	Rolf Ineichen (CHE)	TEAM WRT (BEL)	Audi R8 LMS GT3	252.92	24	54:52.751
71	Maximilian Paul (DEU)	T3-HRT-Motorsport (DEU)	Audi R8 LMS GT3	252.33	5	8:02.405
8	Dennis Marschall (DEU)	RUTRONIK-RACING (DEU)	Audi R8 LMS GT3	252.33	6	9:49.781
20	Dorian Boccolacci (FRA)	Team Zakspeed BKK Mobil Oil Racing (DEU)	Mercedes-AMG GT3 EVO	252.33	21	51:49.283
17	Klaus Bachler (AUT)	KÜS TEAM75 Bernhard (DEU)	Porsche 911 GT3 R	251.74	3	4:24.014
48	Raffaele Marciello (ITA)	KNAUS Team HTP-WINWARD (DEU)	Mercedes-AMG GT3 EVO	251.74	16	29:14.665
11	Elia Erhart (DEU)	EFP Car Collection by TECE (DEU)	Audi R8 LMS GT3	251.74	25	57:36.878
4	Markus Winkelhock (DEU)	Aust Motorsport (DEU)	Audi R8 LMS GT3	251.16	7	18:46.924