

Provisional

Result List

Stewards / Race Management

STEWARD	Harry Stüber
STEWARD	Karl-Heinz Stümpert
STEWARD	Siegfried Lehr
RACE DIRECTOR	Christian Vormann
CLERK OF THE COURSE	Georg Ziegahn
TECHNICAL DELEGATE	Adrian Sengpiel
CHIEF TIMEKEEPER	Steffen Ruhl

Weather Start/Finish

AIR	18.3°C
TRACK	23.9°C
CONDITIONS	Dry
PRESSURE	1015 hPa
AIR	18.3°C
TRACK	23.9°C
CONDITIONS	Dry
PRESSURE	1015 hPa

Track Information

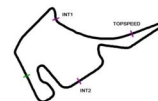
GREEN FLAG	10:50:00
CHEQUERED FLAG	11:20:01
SAFETY CAR PHASE	0
FULL COURSE YELLOW PHASE	0
TRACK NAME	Hockenheimring
TRACK LENGTH	4574m
TURN COUNT	17
FASTEST LAP:	#88. DFU - 1:49.244

STARTED: 16 CLASSIFIED: 16 NOT CLASSIFIED: 0 DISQUALIFIED: 0

Nr.	Drivers	Team	Lap	Best Time	Gap	Diff	Kph	Day Time
Cl.	Car	Competitor						
1	88 D.Fugel(DEU) Honda Civic FK7 TCR	Honda ADAC Sachsen(DEU) ADAC Sachsen e.V.	6	1:49.244			150.7	11:04:18
2	2 H.Proczyk(AUT) Hyundai i30 N TCR	HP Racing International(DEU) HP Racing International	8	1:49.435	0.191	0.191	150.4	11:10:51
3	8 R.Kircher(DEU) J VW Golf GTI TCR SEQ	VOLKSWAGEN Team OETTINGER(DEU) OETTINGER Sportsystems	11	1:49.439	0.195	0.004	150.4	11:15:37
4	98 J.Seyffert(DEU) Hyundai i30 N TCR	HP Racing International(DEU) HP Racing International	8	1:49.594	0.350	0.155	150.2	11:10:53
5	84 P.Walsdorf(DEU) Opel Astra TCR	Lubner Motorsport(DEU) Lubner Motorsport	5	1:49.681	0.437	0.087	150.1	11:01:24
6	13 A.Buri(FIN) Hyundai i30 N TCR	Hyundai Team Engstler(DEU) Engstler Motorsport	8	1:49.712	0.468	0.031	150.0	11:10:36
7	6 S.Redlich(DEU) Opel Astra TCR	Lubner Motorsport(DEU) Lubner Motorsport	5	1:49.918	0.674	0.206	149.8	11:01:23
8	24 F.Wimmer(AUT) Cupra Leon Competicion TCR	Wimmer Werk Motorsport(AUT) Team Wimmer Werk Motorsport	8	1:49.974	0.730	0.056	149.7	11:08:25
9	17 A.Legutko(POL) J Honda Civic FK2 TCR	Albert Legutko Racing(POL) ADAC Berlin-Brandenburg e.V.	11	1:50.267	1.023	0.293	149.3	11:15:02
10	55 M.Fugel(DEU) J Honda Civic FK7 TCR	Honda ADAC Sachsen(DEU) ADAC Sachsen e.V.	9	1:50.443	1.199	0.176	149.0	11:14:35
11	97 N.Gruber(AUT) J Hyundai i30 N TCR	Hyundai Team Engstler(DEU) Engstler Motorsport	8	1:50.665	1.421	0.222	148.7	11:10:43
12	51 H.Salminen(FIN) VW Golf GTI TCR SEQ	Positione Motorsport(FIN) Positione Motorsport	5	1:51.377	2.133	0.712	147.8	11:06:55
13	92 D.Tovilavicius(LTU) VW Golf GTI TCR SEQ	SKUBA RACING Team(LTU) SKUBA RACING Team	13	1:51.622	2.378	0.245	147.5	11:20:34
14	21 S.Ladniak(POL) VW Golf GTI TCR SEQ	GT2 Motorsport(POL) gt2 motorsport s.r.o.	6	1:52.040	2.796	0.418	146.9	11:02:02
15	101 N.Schelle(DEU) Hyundai i30 N TCR	Hyundai Team Engstler(DEU) Engstler Motorsport	6	1:52.163	2.919	0.123	146.8	11:04:05
16	56 G.Benninger(AUT) Cupra Leon Competicion TCR	Wimmer Werk Motorsport(AUT) Team Wimmer Werk Motorsport	5	1:53.503	4.259	1.340	145.0	11:00:39

Subject to final scrutineering!

Publication time:	Clerk of the Course: Georg Ziegahn	Timekeeper: Steffen Ruhl
-------------------	------------------------------------	--------------------------



Provisional

Class Result List

Stewards / Race Management

STEWARD	Harry Stüber
STEWARD	Karl-Heinz Stümpert
STEWARD	Siegfried Lehr
RACE DIRECTOR	Christian Vormann
CLERK OF THE COURSE	Georg Ziegahn
TECHNICAL DELEGATE	Adrian Sengpiel
CHIEF TIMEKEEPER	Steffen Ruhl

Weather Start/Finish

AIR	18.3°C
TRACK	23.9°C
CONDITIONS	Dry
PRESSURE	1015 hPa
AIR	18.3°C
TRACK	23.9°C
CONDITIONS	Dry
PRESSURE	1015 hPa

Track Information

GREEN FLAG	10:50:00
CHEQUERED FLAG	11:20:01
SAFETY CAR PHASE	0
FULL COURSE YELLOW PHASE	0
TRACK NAME	Hockenheimring
TRACK LENGTH	4574m
TURN COUNT	17
FASTEST LAP:	#88. DFU - 1:49.244

STARTED: 16 CLASSIFIED: 16 NOT CLASSIFIED: 0 DISQUALIFIED: 0

Nr.	Drivers	Team	Lap	Best Time	Gap	Diff	Kph	Day Time
	Car	Competitor						

CLASS: Junior

Started: 4

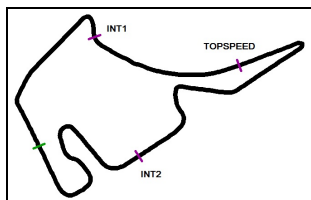
Classified: 4

Not Classified: 0

1	8	R.Kircher(DEU) VW Golf GTI TCR SEQ	VOLKSWAGEN Team OETTINGER(DEU) OETTINGER Sportsystems	11	1:49.439			150.4	11:15:37
2	17	A.Legutko(POL) Honda Civic FK2 TCR	Albert Legutko Racing(POL) ADAC Berlin-Brandenburg e.V.	11	1:50.267	0.828	0.828	149.3	11:15:02
3	55	M.Fugel(DEU) Honda Civic FK7 TCR	Honda ADAC Sachsen(DEU) ADAC Sachsen e.V.	9	1:50.443	1.004	0.176	149.0	11:14:35
4	97	N.Gruber(AUT) Hyundai i30 N TCR	Hyundai Team Engstler(DEU) Engstler Motorsport	8	1:50.665	1.226	0.222	148.7	11:10:43

Subject to final scrutineering!

Publication time:	Clerk of the Course: Georg Ziegahn	Timekeeper: Steffen Ruhl
-------------------	------------------------------------	--------------------------



ADAC TCR Germany

Top speed list Free Practice 1

Provisional



Hockenheimring, Length: 4574m

Air temperature: N/A°C

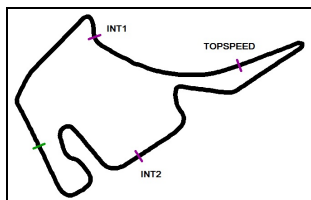
Track temperature: N/A°C

Weather condition: Dry

DMSB Reg. Nr.: R-11498/20

Friday, September 18, 2020 10:50:00

#	Name (NAT)	Team	Car name	Speed	Lap	Race time
84	Philipp Walsdorf (DEU)	Lubner Motorsport (DEU)	Opel Astra TCR	233.76	6	12:02.370
6	Steffen Redlich (DEU)	Lubner Motorsport (DEU)	Opel Astra TCR	233.26	7	13:51.227
98	Jan Seyffert (DEU)	HP Racing International (DEU)	Hyundai i30 N TCR	230.76	6	12:31.615
8	Rene Kircher (DEU)	VOLKSWAGEN Team OETTINGER (DEU)	VW Golf GTI TCR SEQ	230.76	12	26:15.035
92	Dziugas Tovilavicius (LTU)	SKUBA RACING Team (LTU)	VW Golf GTI TCR SEQ	228.32	5	10:56.321
2	Harald Proczyk (AUT)	HP Racing International (DEU)	Hyundai i30 N TCR	227.84	10	23:20.168
88	Dominik Fugel (DEU)	Honda ADAC Sachsen (DEU)	Honda Civic FK7 TCR	226.41	3	4:54.185
101	Niki Schelle (DEU)	Hyundai Team Engstler (DEU)	Hyundai i30 N TCR	225.00	6	12:52.072
13	Antti Buri (FIN)	Hyundai Team Engstler (DEU)	Hyundai i30 N TCR	225.00	6	13:01.861
97	Nico Gruber (AUT)	Hyundai Team Engstler (DEU)	Hyundai i30 N TCR	224.53	5	11:20.599
55	Marcel Fugel (DEU)	Honda ADAC Sachsen (DEU)	Honda Civic FK7 TCR	224.53	9	23:23.271
21	Szymon Ladniak (POL)	GT2 Motorsport (POL)	VW Golf GTI TCR SEQ	224.06	11	22:56.694
51	Harri Salminen (FIN)	Positione Motorsport (FIN)	VW Golf GTI TCR SEQ	224.06	9	25:52.486
17	Albert Legutko (POL)	Albert Legutko Racing (POL)	Honda Civic FK2 TCR	223.14	7	12:16.440



ADAC TCR Germany

Sector List Free Practice 1

Provisional



Hockenheimring, Length: 4574m

Air temperature: N/A°C

Track temperature: N/A°C

Weather condition: Dry

DMSB Reg. Nr.: R-11498/20

Friday, September 18, 2020 10:50:00

Lap Id	Time	SE1	SP1	SE2	SP2	SE3	SP3	TSP	Lap Id	Time	SE1	SP1	SE2	SP2	SE3	SP3	TSP
2	Proczyk, AUT(#1)								theoretical besttime: 1:49.314								
1 0	2:11.353	31.349	132	56.595	164	43.409	46	213	7 0	5:12.147	3:34.258	107	1:01.439	164	36.450	180	193
2 0	4:05.671	2:30.361	133	56.469	154	38.841	178	197	8 0	1:49.435	24.241	144	50.662	175	34.532	183	225
3 0	1:51.964	25.016	143	51.758	172	35.190	180	225	9 0	1:50.105	24.120	143	50.925	174	35.060	181	227
4 0	1:50.800	24.617	142	51.174	173	35.009	181	225	10 0	1:56.756	24.811	143	51.281	173	40.664	50	227
5 0	1:50.703	24.407	143	51.299	173	34.997	182	227	11 0	3:57.081	2:28.744	142	52.462	171	35.875	181	224
6 0	1:58.688	24.467	143	51.603	173	42.618	49	227	12 0	1:51.003	24.647	142	51.448	173	34.908	183	225

Lap Id	Time	SE1	SP1	SE2	SP2	SE3	SP3	TSP	Lap Id	Time	SE1	SP1	SE2	SP2	SE3	SP3	TSP
6	Redlich, DEU(#1)								theoretical besttime: 1:49.511								
1 0	3:12.301	1:13.155	106	1:07.646	141	51.500	55	155	8 0	6:28.502	4:59.044	133	53.782	174	35.676	184	220
2 0	2:28.421	47.730	123	59.936	151	40.755	169	185	9 0	1:51.077	24.950	148	50.899	173	35.228	184	230
3 0	2:01.795	28.170	128	56.419	161	37.206	185	210	10 0	1:50.254	24.538	146	50.761	177	34.955	183	230
4 0	1:50.027	24.628	148	50.683	177	34.716	183	229	11 0	1:50.804	24.479	145	50.914	173	35.411	183	231
5 0	1:49.918	24.274	144	50.794	175	34.850	183	229	12 0	1:51.257	24.724	144	51.264	174	35.269	184	230
6 0	1:50.080	24.595	145	50.521	175	34.964	183	231	13		24.769	144	53.826	173			195
7 0	1:58.720	24.429	144	52.001	175	42.290	56	233									

Lap Id	Time	SE1	SP1	SE2	SP2	SE3	SP3	TSP	Lap Id	Time	SE1	SP1	SE2	SP2	SE3	SP3	TSP
8	Kircher, DEU(#1)								theoretical besttime: 1:49.291								
1 0	2:23.188	42.419	125	1:02.286	168	38.483	180	149	8 0	1:49.880	24.304	144	50.924	174	34.652	180	229
2 0	1:54.888	26.849	140	52.199	176	35.840	183	220	9 0	1:56.503	24.243	144	51.075	175	41.185	60	229
3 0	1:51.209	24.902	142	51.471	176	34.836	184	230	10 0	4:28.766	2:56.250	134	56.247	173	36.269	175	216
4 0	1:51.241	24.315	142	51.171	176	35.755	179	228	11 0	1:49.439	24.319	145	50.560	178	34.560	176	228
5 0	1:50.061	24.227	141	51.253	175	34.581	183	227	12 0	1:49.722	24.171	147	50.731	177	34.820	181	230
6 0	1:56.257	24.550	144	50.835	176	40.872	60	229	13 0	1:56.565	24.460	143	51.125	174	40.980	60	229
7 0	3:45.157	2:17.588	136	52.943	177	34.626	185	216									

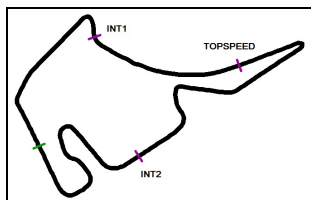
Lap Id	Time	SE1	SP1	SE2	SP2	SE3	SP3	TSP	Lap Id	Time	SE1	SP1	SE2	SP2	SE3	SP3	TSP
13	Buri, FIN(#1)								theoretical besttime: 1:49.364								
1 0	2:10.799	34.902	132	57.029	169	38.868	179	182	6 0	1:59.214	24.877	142	51.874	172	42.463	44	225
2 0	2:06.403	25.593	142	52.242	171	48.568	34	221	7 0	4:24.156	2:52.138	132	56.178	170	35.840	183	208
3 0	4:21.216	2:53.480	139	52.433	172	35.303	180	221	8 0	1:49.712	24.373	143	51.020	175	34.319	184	223
4 0	1:51.784	25.080	142	51.944	171	34.760	181	222	9 0	1:55.263	24.089	144	50.956	173	40.218	58	223
5 0	1:52.145	24.732	141	52.158	173	35.255	181	224	10								

Lap Id	Time	SE1	SP1	SE2	SP2	SE3	SP3	TSP	Lap Id	Time	SE1	SP1	SE2	SP2	SE3	SP3	TSP
17	Legutko, POL(#1)								theoretical besttime: 1:50.080								
1 0	2:19.664	39.435	128	1:00.170	158	40.059	181	185	8 0	4:04.257	2:31.970	119	56.842	171	35.445	181	180
2 0	1:52.436	24.817	141	52.419	172	35.200	179	221	9 0	1:55.750	24.367	141	51.078	173	40.305	59	220
3 0	1:51.166	24.582	140	51.528	173	35.056	179	221	10 0	3:36.278	2:08.670	141	52.759	171	34.849	180	216
4 0	1:51.202	24.394	141	51.690	173	35.118	179	220	11 0	1:50.267	24.153	142	51.172	172	34.942	180	220
5 0	1:51.313	24.604	142	51.589	171	35.120	179	220	12 0	1:51.145	24.433	141	51.401	170	35.311	179	221
6 0	1:51.392	24.674	141	51.555	173	35.163	180	222	13 0	2:04.607	24.378	141	51.268	170	48.961	52	221
7 0	1:58.312	24.517	140	51.460	172	42.335	59	223									

Lap Id	Time	SE1	SP1	SE2	SP2	SE3	SP3	TSP	Lap Id	Time	SE1	SP1	SE2	SP2	SE3	SP3	TSP
21	Ladniak, POL(#1)								theoretical besttime: 1:51.805								
1 0	2:32.457	47.622	108	1:04.923	154	39.912	165	150	9 0	1:52.381	24.710	142	52.062	173	35.609	179	222
2 0	1:58.461	27.651	137	54.023	173	36.787	180	222	10 0	1:52.561	24.960	143	51.793	172	35.808	180	222
3 0	1:53.811	25.249	142	51.998	173	36.564	181	221	11 0	1:52.339	24.759	139	51.824	171	35.756	180	224
4 0	1:52.512	24.960	142	51.752	173	35.800	179	222	12 0	1:52.435	24.852	140	51.898	172	35.685	179	224
5 0	1:52.140	24.998	141	51.598	173	35.544	179	222	13 0	1:52.481	24.907	141	51.862	170	35.712	179	224
6 0	1:52.040	24.715	139	51.828	173	35.497	179	223	14 0	1:52.738	24.950	140	52.075	171	35.713	180	222
7 0	2:15.853	27.533	137	59.036	97	49.284	59	176	15		28.501	114	1:08.568	114			143
8 0	4:15.004	2:46.010	137	53.061	173	35.933	179	221									

Lap Id	Time	SE1	SP1	SE2	SP2	SE3	SP3	TSP	Lap Id	Time	SE1	SP1	SE2	SP2	SE3	SP3	TSP
24	Wimmer, AUT(#1)								theoretical besttime: 1:49.441								
1 0	2:50.978	1:03.275	122	1:01.393	155	46.310	56		8 0	1:49.974	24.056	143	51.305	168	34.613	183	
2 0	4:19.186	2:48.029	128	54.840	162	36.317	183		9 0	1:50.384	24.139	143	51.492	168	34.753	184	
3 0	1:52.318	24.872	142	52.162	165	35.284	183		10 0	1:50.497	24.222	141	51.448	168	34.827	183	
4 0	1:50.059	23.872	143	51.717	168	34.470	181		11 0	1:56.720	24.410	142	51.484	167	40.826	59	
5 0	2:01.541	25.343	136	59.082	139	37.116	183		12 0	5:12.701	3:46.205	143	51.576	168	34.920	184	
6 0	1:50.031	24.235	143	51.099	169	34.697	183		13		24.354	142	51.689	168			
7 0	1:50.107	24.237	143	51.348	169	34.522	184										





ADAC TCR Germany

Sector List Free Practice 1

Provisional



Hockenheimring, Length: 4574m

Air temperature: N/A°C

Track temperature: N/A°C

Weather condition: Dry

DMSB Reg. Nr.: R-11498/20

Friday, September 18, 2020 10:50:00

Lap	Id	Time	SE1	SP1	SE2	SP2	SE3	SP3	TSP	Lap	Id	Time	SE1	SP1	SE2	SP2	SE3	SP3	TSP
-----	----	------	-----	-----	-----	-----	-----	-----	-----	-----	----	------	-----	-----	-----	-----	-----	-----	-----

51 Salminen, FIN(#1)										theoretical besttime: 1:51.068									
1	0	4:16.054					4:16.054	34		6	0	2:01.759	24.765	142	52.117	172	44.877	52	223
2	0	3:25.814	1:40.570	137	54.263	170	50.981	43	216	7	0	4:23.766	2:56.340	145	51.996	171	35.430	181	220
3	0	5:28.677	4:00.309	142	52.070	174	36.298	179	220	8	0	1:52.797	24.816	142	52.656	173	35.325	180	221
4	0	1:52.629	25.383	141	52.073	174	35.173	180	219	9	0	2:01.700	24.907	142	52.174	172	44.619	56	224
5	0	1:51.377	24.673	142	51.590	175	35.114	180	221	10	0	3:39.577	2:11.955	136	52.817	176	34.805	183	219

55 Fugel, DEU(#1)										theoretical besttime: 1:50.125									
1	0	2:46.823	1:00.800	108	1:07.942	162	38.081	178	160	7	0	6:18.152	4:37.892	127	55.208	174	45.052	59	206
2	0	1:54.633	25.682	143	53.330	173	35.621	182	220	8	0	4:07.899	2:39.829	121	53.233	173	34.837	182	218
3	0	1:51.786	25.075	142	52.060	174	34.651	180	221	9	0	1:50.443	24.089	143	51.385	173	34.969	182	224
4	0	1:52.309	24.302	142	51.457	174	36.550	181	222	10	0	1:51.012	24.313	143	51.627	171	35.072	180	222
5	0	1:50.467	24.223	141	51.443	172	34.801	182	222	11	0	2:14.128	24.519	140	57.566	141	52.043	59	220
6	0	2:02.508	24.217	142	51.676	174	46.615	59	223										

56 Benninger, AUT(#1)										theoretical besttime: 1:52.977									
1	0	2:52.357	54.374	113	1:11.989	137	45.994	172		8	0	2:08.434	25.258	137	54.746	164	48.430	60	
2	0	2:02.799	28.414	129	55.298	163	39.087	178		9	0	5:02.194	3:32.882	129	52.889	166	36.423	180	
3	0	1:55.686	26.215	138	52.296	164	37.175	180		10	0	1:58.215	27.260	130	53.827	166	37.128	180	
4	0	1:53.992	25.441	141	52.177	167	36.374	178		11	0	1:56.218	25.343	138	53.867	166	37.008	181	
5	0	1:53.503	25.328	144	52.096	168	36.079	181		12	0	1:57.999	25.950	132	55.356	168	36.693	180	
6	0	1:55.380	25.234	140	52.613	169	37.533	182		13	0	2:35.967	25.666	126	55.015	164	1:15.286	14	
7	0	1:53.994	25.526	143	52.821	165	35.647	181											

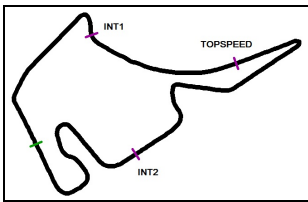
84 Walsdorf, DEU(#1)										theoretical besttime: 1:49.373									
1	3	3:21.309	1:22.873	117	1:05.173	157	53.263	50	149	8	3	1:50.900	24.491	143	51.274	176	35.135	185	230
2	3	2:24.309	50.771	139	56.162	162	37.376	184	222	9	3	2:00.438	24.501	145	51.475	175	44.462	51	232
3	3	1:58.643	25.888	144	56.118	127	36.637	186	193	10	3	4:22.917	2:55.333	129	52.291	176	35.293	184	225
4	3	1:49.919	24.373	146	50.885	177	34.661	184	230	11	3	1:51.017	24.520	147	51.256	175	35.241	185	233
5	3	1:49.681	24.062	145	50.722	176	34.897	185	231	12	3	1:51.580	24.526	145	51.360	175	35.694	181	230
6	3	1:50.052	24.285	146	50.650	175	35.117	182	233	13	3	1:53.877	25.734	135	52.694	173	35.449	182	218
7	3	1:52.907	24.611	142	51.397	177	36.899	183	232	14			24.861	139	57.816	173		174	

88 Fugel, DEU(#1)										theoretical besttime: 1:49.202									
1	0	2:24.882	49.195	104	1:00.396	153	35.291	185	185	7	0	1:50.915	24.157	143	52.162	173	34.596	183	225
2	0	1:50.647	24.408	140	51.485	176	34.754	183	224	8	0	2:17.847	28.310	122	1:01.316	148	48.221	53	170
3	0	1:53.595	24.050	142	51.271	175	38.274	164	226	9	0	5:36.855	4:10.940	142	51.474	173	34.441	184	224
4	0	2:01.672	26.527	142	51.244	175	43.901	52	226	10	0	1:51.052	24.182	144	51.629	175	35.241	183	224
5	0	4:17.256	2:51.236	143	51.217	176	34.803	182	226	11	0	2:08.010	24.361	143	51.226	173	52.423	37	225
6	0	1:49.244	24.046	144	50.715	177	34.483	183	226										

92 Tovilavicius, LTU(#1)										theoretical besttime: 1:51.116									
1	1	2:30.874	46.332	116	1:04.615	166	39.927	178	171	8	1	5:10.201	3:41.883	137	52.530	176	35.788	183	222
2	1	2:01.443	27.608	129	55.219	166	38.616	182	223	9	1	1:51.787	24.858	138	51.411	170	35.518	182	224
3	1	2:00.890	25.703	138	52.680	175	42.507	58	226	10	1	1:53.065	25.473	143	52.421	177	35.171	180	226
4	1	3:41.847	2:07.096	134	58.675	175	36.076	175	182	11	1	1:55.173	24.573	144	54.424	174	36.176	182	153
5	1	1:54.814	26.804	143	52.236	177	35.774	183	228	12	1	1:52.408	24.669	143	51.911	175	35.828	184	225
6	1	1:52.938	25.564	143	52.164	177	35.210	183	228	13	1	1:51.622	24.804	143	51.372	177	35.446	183	224
7	1	1:56.630	24.816	140	51.375	177	40.439	58	225										

97 Gruber, AUT(#1)										theoretical besttime: 1:50.388									
1	0	2:23.788	38.771	118	1:00.183	166	44.834	59	188	8	0	1:50.665	24.498	141	51.237	171	34.930	179	223
2	0	4:34.950	3:04.814	139	53.553	169	36.583	181	217	9	0	1:50.714	24.500	142	51.505	172	34.709	181	222
3	0	1:51.866	25.240	142	51.726	171	34.900	180	221	10	0	1:50.910	24.494	143	51.420	173	34.996	180	222
4	0	1:50.895	24.450	143	51.493	173	34.952	181	222	11	0	1:51.463	24.704	141	51.602	173	35.157	180	222
5	0	1:51.203	24.448	141	51.244	175	35.511	179	224	12	0	1:51.403	24.741	140	51.707	173	34.955	180	222
6	0	1:56.952	24.442	141	51.506	171	41.004	54	224	13	0	2:03.298	24.706	140	51.900	171	46.692	29	221
7	0	4:22.175	2:55.092	137	52.181	173	34.902	181	221										





ADAC TCR Germany

Sector List Free Practice 1

Provisional



Hockenheimring, Length: 4574m

Air temperature: N/A°C

Track temperature: N/A°C

Weather condition: Dry

DMSB Reg. Nr.: R-11498/20

Friday, September 18, 2020 10:50:00

Lap Id	Time	SE1	SP1	SE2	SP2	SE3	SP3	TSP	Lap Id	Time	SE1	SP1	SE2	SP2	SE3	SP3	TSP		
98 Seyffert, DEU(#1)									theoretical besttime: 1:49.502										
1	0	2:14.328	33.665	136	56.030	163	44.633	42	216	7	0	5:12.079	3:33.226	117	1:01.256	165	37.597	181	184
2	0	4:03.630	2:29.462	124	55.342	141	38.826	178	216	8	0	1:49.594	24.005	145	50.649	178	34.940	184	228
3	0	1:51.935	24.848	144	51.593	175	35.494	182	228	9	0	1:49.622	24.105	145	50.669	177	34.848	183	228
4	0	1:52.684	24.220	145	51.223	175	37.241	177	214	10	0	1:56.857	24.141	146	51.141	174	41.575	47	230
5	0	1:50.406	24.174	144	50.812	177	35.420	183	229	11	0	4:16.713	2:50.283	144	51.226	176	35.204	182	225
6	0	1:58.125	24.301	145	50.810	177	43.014	45	230	12	0	1:50.122	24.274	144	50.917	177	34.931	184	226

Lap Id	Time	SE1	SP1	SE2	SP2	SE3	SP3	TSP	Lap Id	Time	SE1	SP1	SE2	SP2	SE3	SP3	TSP		
101 Schelle, DEU(#1)									theoretical besttime: 1:51.522										
1	0	2:17.420	37.417	114	1:00.606	164	39.397	177	200	8	0	1:53.792	24.974	140	51.940	172	36.878	175	221
2	0	2:07.927	27.664	137	54.412	169	45.851	59	221	9	0	2:00.728	24.977	140	51.912	172	43.839	45	220
3	0	4:00.906	2:30.248	135	52.724	170	37.934	179	218	10	0	5:35.720	4:08.351	140	51.647	172	35.722	179	220
4	0	1:53.765	25.719	137	52.428	171	35.618	179	220	11	0	1:52.981	24.920	141	51.799	173	36.262	180	221
5	0	1:52.295	25.173	141	51.531	171	35.591	180	223	12	0	1:52.716	24.887	141	52.384	171	35.445	180	220
6	0	1:52.163	25.055	141	51.922	173	35.186	180	225	13	0	1:54.920	24.805	137	54.334	168	35.781	179	221
7	0	1:52.461	24.805	139	51.725	173	35.931	175	223										