

### Provisional

### Result List

#### Stewards / Race Management

<b>STEWARD</b>	
<b>STEWARD</b>	
<b>STEWARD</b>	
<b>RACE DIRECTOR</b>	Christian Vormann
<b>CLERK OF THE COURSE</b>	Georg Ziegahn
<b>TECHNICAL DELEGATE</b>	Tim Zessack
<b>CHIEF TIMEKEEPER</b>	Steffen Ruhl

#### Weather Start/Finish

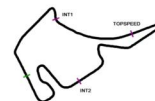
<b>AIR</b>	15.2°C
<b>TRACK</b>	20.7°C
<b>CONDITIONS</b>	Dry
<b>PRESSURE</b>	1015 hPa
<b>AIR</b>	17.7°C
<b>TRACK</b>	24.9°C
<b>CONDITIONS</b>	Dry
<b>PRESSURE</b>	1015 hPa

#### Track Information

<b>GREEN FLAG</b>	9:40:00
<b>CHEQUERED FLAG</b>	10:40:01
<b>SAFETY CAR PHASE</b>	0
<b>FULL COURSE YELLOW PHASE</b>	0
<b>TRACK NAME</b>	Hockenheimring
<b>TRACK LENGTH</b>	4574m
<b>TURN COUNT</b>	17
<b>FASTEST LAP:</b>	#22. MLL - 1:48.617

STARTED: 22 CLASSIFIED: 22 NOT CLASSIFIED: 0 DISQUALIFIED: 0

Nr.	Drivers	Team	Lap	Best Time	Gap	Diff	Kph	Day Time
Cl.	Car	Competitor						
1	22 J.Kasperik(DEU)/N.Möller-Madsen(DNK) Porsche Cayman 718 GT4 MR	Team Allied-Racing(DEU) Team Allied-Racing	11	1:48.617			151.6	10:02:17
2	71 H.Sasse(DEU)/W.Tregurtha(GBR) J Audi R8 LMS GT4	T3-HRT-Motorsport(DEU) T3-HRT-Motorsport	12	1:48.846	0.229	0.229	151.2	10:04:52
3	8 M.Suabo(DEU)/M.Dienst(DEU) T Mercedes-AMG GT4	DLV-Team Schuetz Motorsport(DEU) DLV-Team Schuetz Motorsport	4	1:48.937	0.320	0.091	151.1	9:51:25
4	23 R.Falkenbach(DEU)/C.Piro(DEU) J Ginetta G55 GT4	Team piro sports Caffè d Italia(DEU) Team piro sports Caffè d Italia	4	1:49.124	0.507	0.187	150.8	9:51:08
5	99 C.Jöns(DEU)/C.Dreyspring(DEU) McLaren 570s	Dörr Motorsport(DEU) Dörr Motorsport	10	1:49.227	0.610	0.103	150.7	10:02:02
6	24 F.Janits(AUT)/R.Kofler(AUT) KTM X-BOW GT4 EVO	True Racing(AUT) True Racing	13	1:49.447	0.830	0.220	150.4	10:15:51
7	19 D.Levi O(DEU)/A.Tauscher(DEU) J Porsche Cayman 718 GT4 MR	KÜS TEAM75 Bernhard(DEU) KÜS TEAM75 Bernhard	8	1:49.506	0.889	0.059	150.3	9:55:18
8	89 J.Krabec(CZE)/L.Marionek(DEU) T KTM X-Bow GT4	RTR projects(CZE) RTR projects	22	1:49.526	0.909	0.020	150.3	10:28:08
9	25 D.Richter(DEU)/D.Schraml(DEU) Porsche Cayman 718 GT4 MR	Burgmann Racing(DEU) Porsche Zentrum 5 Seen Motorsport	4	1:49.545	0.928	0.019	150.3	9:48:43
10	9 T.Neumann(BUL)/J.Böling(DEU) T Porsche Cayman 718 GT4 MR	DLV-Team Schuetz Motorsport(DEU) DLV-Team Schuetz Motorsport	8	1:49.651	1.034	0.106	150.1	9:56:15
11	2 G.Piana(ITA)/M.Schrey(DEU) BMW M4 GT4	Hofor Racing by Bonk Motorsport(CHE) Hofor Racing by Bonk Motorsport	6	1:49.684	1.067	0.033	150.1	9:51:42
12	26 T.Kieffer(LUX)/C.Kosch(LUX) T Porsche Cayman 718 GT4 MR	Team Allied-Racing(DEU) Team Allied-Racing	8	1:49.751	1.134	0.067	150.0	9:56:56
13	48 J.Apotheloz(CHE)/L.Trefz(DEU) J Mercedes-AMG GT4	MANN-FILTER Team HTP-WINWARD(DEU) HTP-WINWARD Motorsport	4	1:49.756	1.139	0.005	150.0	9:49:01
14	69 P.Dörr(DEU)/F.Martin-Dye(GBR) J McLaren 570s GT4	Dörr Motorsport(DEU) Dörr Motorsport	6	1:49.780	1.163	0.024	149.9	9:51:39
15	21 D.Fetzer(DEU)/J.Sturm(DEU) J Porsche Cayman 718 GT4 MR	Team Allied-Racing(DEU) Team Allied-Racing	18	1:49.868	1.251	0.088	149.8	10:24:41
16	59 A.Sizov(RUS)/P.Stalidzane(DEU) J McLaren 570s GT4	Dörr Motorsport(DEU) Dörr Motorsport	19	1:50.524	1.907	0.656	148.9	10:21:28
17	10 J.Erlbacher(AUT)/C.Dupre(DEU) J Mercedes-AMG GT4	Dupre Motorsport Engineering(DEU) Dupre Motorsport Engineering	5	1:50.702	2.085	0.178	148.7	9:51:19
18	3 S.von Gartzen(DEU)/C.Hürtgen(DEU) BMW M4 GT4	Hofor Racing by Bonk Motorsport(CHE) Hofor Racing by Bonk Motorsport	9	1:50.897	2.280	0.195	148.4	9:59:49
19	14 A.Kreutzpointner(DEU)/J.Kreutzpointner(DEU) BMW M4 GT4	MRS GT-Racing(DEU) MRS GT-Racing	16	1:51.187	2.570	0.290	148.0	10:29:03
20	5 C.Stingu(ROM)/D.Solombrino(DEU) Audi R8 LMS GT4	Hella Pagid - racing one(DEU) Hella Pagid - racing one	26	1:51.269	2.652	0.082	147.9	10:36:46
21	27 S.Grotstollen(DEU)/G.Braun(DEU) T BMW M4 GT4	team lillestoff(DEU) team lillestoff	9	1:51.457	2.840	0.188	147.7	9:59:48



### Provisional

### Result List


Nr. Drivers	Team	Lap	Best Time	Gap	Diff	Kph	Day Time
Cl. Car	Competitor						
22 4 J.Marschalkowski(DEU)/H.Still(DEU)	Team AVIA Sorg Rennsport(DEU)	8	1:51.462	2.845	0.005	147.7	9:57:40
J BMW M4 GT4	Team AVIA Sorg Rennsport						

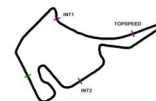
**Subject to final scrutineering!**

Publication time:

Clerk of the Course: Georg Ziegahn

Timekeeper: Steffen Ruhl





### Provisional

### Class Result List

Stewards / Race Management

<b>STEWARD</b>	
<b>STEWARD</b>	
<b>STEWARD</b>	
<b>RACE DIRECTOR</b>	Christian Vormann
<b>CLERK OF THE COURSE</b>	Georg Ziegahn
<b>TECHNICAL DELEGATE</b>	Tim Zessack
<b>CHIEF TIMEKEEPER</b>	Steffen Ruhl

Weather Start/Finish

<b>AIR</b>	15.2°C
<b>TRACK</b>	20.7°C
<b>CONDITIONS</b>	Dry
<b>PRESSURE</b>	1015 hPa
<b>AIR</b>	17.7°C
<b>TRACK</b>	24.9°C
<b>CONDITIONS</b>	Dry
<b>PRESSURE</b>	1015 hPa

Track Information

<b>GREEN FLAG</b>	9:40:00
<b>CHEQUERED FLAG</b>	10:40:01
<b>SAFETY CAR PHASE</b>	0
<b>FULL COURSE YELLOW PHASE</b>	0
<b>TRACK NAME</b>	Hockenheimring
<b>TRACK LENGTH</b>	4574m
<b>TURN COUNT</b>	17
<b>FASTEST LAP:</b>	#22. MLL - 1:48.617

STARTED: 22 CLASSIFIED: 22 NOT CLASSIFIED: 0 DISQUALIFIED: 0

Nr.	Drivers	Team	Lap	Best Time	Gap	Diff	Kph	Day Time
	Car	Competitor						

**CLASS: Trophy**

Started: 5 Classified: 5

Not Classified: 0

1	8	<b>M.Suabo(DEU)/M.Dienst(DEU)</b> Mercedes-AMG GT4	<b>DLV-Team Schuetz Motorsport(DEU)</b> DLV-Team Schuetz Motorsport	4	<b>1:48.937</b>		151.1	9:51:25
2	89	<b>J.Krabec(CZE)/L.Marionek(DEU)</b> KTM X-Bow GT4	<b>RTR projects(CZE)</b> RTR projects	22	<b>1:49.526</b>	0.589	0.589 150.3	10:28:08
3	9	<b>T.Neumann(BUL)/J.Böling(DEU)</b> Porsche Cayman 718 GT4 MR	<b>DLV-Team Schuetz Motorsport(DEU)</b> DLV-Team Schuetz Motorsport	8	<b>1:49.651</b>	0.714	0.125 150.1	9:56:15
4	26	<b>T.Kieffer(LUX)/C.Kosch(LUX)</b> Porsche Cayman 718 GT4 MR	<b>Team Allied-Racing(DEU)</b> Team Allied-Racing	8	<b>1:49.751</b>	0.814	0.100 150.0	9:56:56
5	27	<b>S.Grotstollen(DEU)/G.Braun(DEU)</b> BMW M4 GT4	<b>team lillestoff(DEU)</b> team lillestoff	9	<b>1:51.457</b>	2.520	1.706 147.7	9:59:48

**CLASS: Junior**

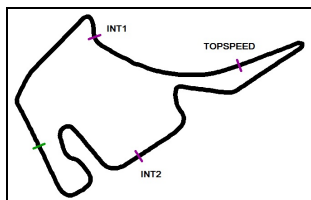
Started: 9 Classified: 9

Not Classified: 0

1	71	<b>H.Sasse(DEU)/W.Tregurtha(GBR)</b> Audi R8 LMS GT4	<b>T3-HRT-Motorsport(DEU)</b> T3-HRT-Motorsport	12	<b>1:48.846</b>		151.2	10:04:52
2	23	<b>R.Falkenbach(DEU)/C.Piro(DEU)</b> Ginetta G55 GT4	<b>Team piro sports Caffè d Italia(DEU)</b> Team piro sports Caffè d Italia	4	<b>1:49.124</b>	0.278	0.278 150.8	9:51:08
3	19	<b>D.Levi O(DEU)/A.Tauscher(DEU)</b> Porsche Cayman 718 GT4 MR	<b>KÜS TEAM75 Bernhard(DEU)</b> KÜS TEAM75 Bernhard	8	<b>1:49.506</b>	0.660	0.382 150.3	9:55:18
4	48	<b>J.Apotheloz(CHE)/L.Trefz(DEU)</b> Mercedes-AMG GT4	<b>MANN-FILTER Team HTP-WINWARD(DEU)</b> HTP-WINWARD Motorsport	4	<b>1:49.756</b>	0.910	0.250 150.0	9:49:01
5	69	<b>P.Dörr(DEU)/F.Martin-Dye(GBR)</b> McLaren 570s GT4	<b>Dörr Motorsport(DEU)</b> Dörr Motorsport	6	<b>1:49.780</b>	0.934	0.024 149.9	9:51:39
6	21	<b>D.Fetzer(DEU)/J.Sturm(DEU)</b> Porsche Cayman 718 GT4 MR	<b>Team Allied-Racing(DEU)</b> Team Allied-Racing	18	<b>1:49.868</b>	1.022	0.088 149.8	10:24:41
7	59	<b>A.Sizov(RUS)/P.Stalidzane(DEU)</b> McLaren 570s GT4	<b>Dörr Motorsport(DEU)</b> Dörr Motorsport	19	<b>1:50.524</b>	1.678	0.656 148.9	10:21:28
8	10	<b>J.Erlbacher(AUT)/C.Dupre(DEU)</b> Mercedes-AMG GT4	<b>Dupre Motorsport Engineering(DEU)</b> Dupre Motorsport Engineering	5	<b>1:50.702</b>	1.856	0.178 148.7	9:51:19
9	4	<b>J.Marschalkowski(DEU)/H.Still(DEU)</b> BMW M4 GT4	<b>Team AVIA Sorg Rennsport(DEU)</b> Team AVIA Sorg Rennsport	8	<b>1:51.462</b>	2.616	0.760 147.7	9:57:40

Subject to final scrutineering!

Publication time:	Clerk of the Course: Georg Ziegahn	Timekeeper: Steffen Ruhl
-------------------	------------------------------------	--------------------------



# ADAC GT4 Germany

## Sector List Free Practice 1

Provisional



Hockenheimring, Length: 4574m

Air temperature: 18.28°C

Track temperature: 25.7°C

Weather condition: Dry

**DMSB** Reg. Nr.: R-11498/20

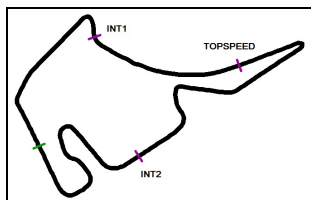
Friday, September 18, 2020 9:40:00

Lap	Id	Time	SE1	SP1	SE2	SP2	SE3	SP3	TSP	Lap	Id	Time	SE1	SP1	SE2	SP2	SE3	SP3	TSP
<b>2</b> Piana, ITA(#1) / Schrey, DEU(#2)										<b>theoretical besttime: 1:49.607</b>									
1	2	2:28.467	55.427	127	56.750	167	36.290	180	197	14	2	1:50.457	24.372	141	50.963	172	35.122	184	<b>240</b>
2	2	1:51.962	24.673	140	52.110	169	35.179	183	233	15	2	1:59.681	24.467	142	50.882	171	44.332	51	237
3	2	1:50.548	24.132	141	51.136	171	35.280	<b>185</b>	240	16	2	3:14.249	1:47.733	141	51.099	171	35.417	184	235
4	2	1:51.174	24.838	142	50.820	172	35.516	184	237	17	2	1:51.205	24.683	140	51.224	172	35.298	185	234
5	2	1:49.730	24.068	142	50.715	172	34.947	183	234	18	2	1:56.206	24.534	141	51.236	172	40.436	57	236
6	<b>2</b>	<b>1:49.684</b>	<b>24.000</b>	142	50.769	169	34.915	185	235	19	1	3:37.305	2:01.295	125	55.525	132	40.485	183	231
7	2	1:54.518	24.149	141	50.885	<b>173</b>	39.484	56	235	20	1	1:53.228	25.009	141	52.034	169	36.185	183	236
8	2	3:23.826	1:57.890	141	50.985	173	34.951	185	236	21	1	1:52.295	24.967	140	51.767	171	35.561	183	236
9	2	1:49.797	24.068	141	50.821	173	<b>34.908</b>	185	236	22	1	1:52.294	24.910	140	51.561	171	35.823	182	235
10	2	1:50.198	24.210	142	<b>50.699</b>	173	35.289	185	236	23	1	1:52.751	24.813	139	51.982	171	35.956	183	234
11	2	1:55.388	24.277	<b>143</b>	51.446	173	39.665	58	237	24	1	1:57.538	24.930	140	51.923	169	40.685	53	234
12	2	4:04.846	2:38.844	141	50.921	173	35.081	185	237	25	1	3:31.402	1:58.662	140	51.861	171	40.879	56	236
13	2	1:51.000	24.456	142	51.384	171	35.160	184	240										

<b>3</b> von Gartzten, DEU(#1) / Hürtgen, DEU(#2)										<b>theoretical besttime: 1:50.700</b>									
1	2	2:29.324	56.434	121	56.164	166	36.726	180	196	13	2	1:57.302	24.798	142	51.547	171	40.957	54	236
2	2	1:53.084	25.320	138	51.862	167	35.902	180	233	14	2	4:06.394	2:39.495	140	51.499	171	35.400	184	235
3	2	1:51.513	24.725	140	51.303	170	35.485	183	235	15	2	1:51.448	24.754	141	51.170	171	35.524	183	<b>238</b>
4	2	1:51.343	24.706	141	51.231	171	35.406	182	235	16	2	1:51.475	24.755	140	51.181	171	35.539	183	235
5	2	1:51.278	24.620	139	51.306	<b>172</b>	35.352	183	236	17	2	1:59.927	25.641	135	52.508	165	41.778	56	234
6	2	1:58.521	<b>24.524</b>	141	51.089	171	42.908	47	235	18	2	3:27.875	1:57.742	132	52.864	169	37.269	179	230
7	2	4:11.505	2:44.714	142	51.566	168	<b>35.225</b>	183	234	19	2	1:55.066	25.471	137	52.516	169	37.079	180	233
8	2	1:51.119	24.705	141	51.024	171	35.390	<b>184</b>	236	20	2	1:59.460	25.592	133	52.477	170	41.391	55	232
9	<b>2</b>	<b>1:50.897</b>	24.612	140	<b>50.951</b>	170	35.334	183	237	21	2	3:32.874	1:56.533	134	54.185	167	42.156	57	232
10	2	1:57.302	24.927	<b>143</b>	51.529	170	40.846	56	236	22	2	3:34.882	1:57.887	133	55.151	171	41.844	50	213
11	2	3:16.710	1:49.746	141	51.570	169	35.394	183	235	23	2	3:30.286	1:56.569	133	52.577	168	41.140	56	232
12	2	1:51.806	24.811	140	51.439	171	35.556	183	236	24			1:54.615	136	55.241	147			232

<b>4</b> Marschalkowski, DEU(#1) / Still, DEU(#2)										<b>theoretical besttime: 1:51.341</b>									
1	1	2:30.063	49.637	120	1:02.770	151	37.656	180	184	14	1	1:56.376	24.837	139	52.059	172	39.480	56	229
2	1	1:54.750	25.478	139	53.345	169	35.927	179	<b>235</b>	15	1	5:05.349	3:21.295	105	1:04.832	126	39.222	156	155
3	1	1:52.146	24.640	140	51.894	172	35.612	180	232	16	1	2:00.783	27.806	136	56.890	166	36.087	182	194
4	1	1:52.588	24.842	140	52.246	173	35.500	180	231	17	1	1:52.308	24.821	139	51.829	173	35.658	181	230
5	1	1:52.318	24.695	<b>140</b>	51.682	172	35.941	179	231	18	1	1:51.793	24.613	137	51.955	171	35.225	182	230
6	1	1:56.992	25.072	139	51.674	173	40.246	54	230	19	1	1:51.786	24.660	140	51.796	173	35.330	182	230
7	1	3:49.741	2:22.053	138	52.122	174	35.566	180	229	20	1	1:55.818	24.672	139	51.854	170	39.292	59	230
8	1	<b>1:51.462</b>	24.683	139	51.617	<b>174</b>	<b>35.162</b>	181	230	21	1	5:30.520	4:02.480	117	52.646	173	35.394	182	226
9	1	1:51.575	24.594	139	51.670	173	35.311	181	231	22	1	1:51.946	24.783	139	51.890	173	35.273	182	229
10	1	1:56.259	24.637	139	51.824	172	39.798	60	231	23	1	1:51.605	24.723	139	<b>51.611</b>	<b>173</b>	35.271	183	231
11	1	3:41.012	2:13.503	139	52.119	173	35.390	182	230	24	1	1:56.786	24.619	140	51.970	166	40.197	59	231
12	1	1:51.712	24.579	139	51.821	170	35.312	181	230	25			1:53.786	135	57.253	100			230
13	1	1:52.069	<b>24.568</b>	139	52.040	171	35.461	182	230										

<b>5</b> Stingu, ROM(#1) / Solombrino, DEU(#2)										<b>theoretical besttime: 1:51.185</b>									
1	2	2:47.248	1:07.669	113	59.101	141	40.478	182	209	15	1	3:36.354	2:05.362	127	53.224	170	37.768	179	230
2	2	1:58.218	26.792	124	54.660	165	36.766	174	230	16	1	1:56.742	25.873	126	52.778	168	38.091	179	230
3	2	1:52.547	25.072	132	51.910	173	35.565	183	235	17	1	1:56.436	25.886	140	52.641	170	37.909	177	233
4	2	1:53.500	24.982	144	52.807	168	35.711	179	234	18	1	1:56.081	25.662	130	52.756	169	37.663	179	234
5	2	1:51.769	24.843	139	51.299	173	35.627	180	234	19	1	1:55.304	25.369	136	52.438	172	37.497	177	232
6	2	1:51.752	<b>24.668</b>	139	51.534	173	35.550	181	234	20	1	1:55.691	25.746	138	52.387	171	37.558	178	233
7	2	1:56.218	24.863	137	51.164	173	40.191	55	232	21	1	2:03.146	25.757	143	52.773	172	44.616	60	234
8	1	4:29.451	2:55.863	133	54.468	165	39.120	177	233	22	2	3:21.382	1:53.150	143	52.083	167	36.149	183	232
9	1	1:56.762	25.873	139	52.895	169	37.994	178	234	23	2	1:52.558	25.090	135	51.682	174	35.786	183	233
10	1	1:59.093	25.983	140	53.979	168	39.131	177	227	24	2	1:53.262	25.104	138	52.235	173	35.923	178	228
11	1	1:57.309	25.747	141	53.091	167	38.471	178	233	25	2	1:51.377	24.799	140	51.048	173	35.530	185	234
12	1	1:56.910	25.915	136	52.983	171	38.012	176	232	26	<b>2</b>	<b>1:51.269</b>	24.736	139	51.037	172	<b>35.496</b>	<b>182</b>	235
13	1	1:58.067	26.054	130	54.019	170	37.994	177	231	27	2	1:51.316	24.740	144	<b>51.021</b>	<b>175</b>	35.555	183	<b>236</b>
14	1	2:07.005	26.238	139	54.572	162	46.195	56	235	28	2	1:51.639	24.917	140	51.102	171	35.620	184	236



# ADAC GT4 Germany

## Sector List Free Practice 1

Provisional



Hockenheimring, Length: 4574m

Air temperature: 18.28°C

Track temperature: 25.7°C

Weather condition: Dry

**DMSB** Reg. Nr.: R-11498/20

Friday, September 18, 2020 9:40:00

Lap	Id	Time	SE1	SP1	SE2	SP2	SE3	SP3	TSP	Lap	Id	Time	SE1	SP1	SE2	SP2	SE3	SP3	TSP
<b>8 Suabo, DEU(#1) / Dienst, DEU(#2)</b>										<b>theoretical besttime: 1:48.928</b>									
1	2	5:40.680	4:00.640	119	55.546	169	44.494	48	204	13	1	1:58.364	24.647	142	52.338	168	41.379	59	233
2	2	2:05.817	39.796	140	51.119	173	34.902	183	230	14	1	14:02.453	12:34.132	129	52.624	171	35.697	182	226
3	2	1:49.425	24.373	142	50.492	174	<b>34.560</b>	184	231	15	1	1:51.785	24.621	144	51.420	170	35.744	180	234
4	<b>2</b>	<b>1:48.937</b>	<b>24.078</b>	143	50.299	174	34.560	183	231	16	1	1:52.665	24.835	144	51.388	173	36.442	184	230
5	2	1:53.448	24.197	143	<b>50.290</b>	<b>175</b>	38.961	57	233	17	1	1:51.112	24.682	143	51.078	172	35.352	183	231
6	1	3:58.899	2:29.900	144	51.977	172	37.022	182	230	18	1	1:51.348	24.535	142	51.332	171	35.481	183	231
7	1	1:52.895	25.001	143	51.900	172	35.994	178	232	19	1	1:51.837	24.833	142	51.405	171	35.599	182	230
8	1	1:53.428	25.965	144	51.777	171	35.686	182	<b>235</b>	20	1	1:51.293	24.772	139	51.187	173	35.334	182	233
9	1	1:51.764	24.542	144	51.235	173	35.987	180	233	21	1	1:51.381	24.653	140	51.243	173	35.485	183	230
10	1	1:51.394	24.649	141	51.473	173	35.272	182	232	22	1	1:51.443	24.774	145	51.259	173	35.410	182	231
11	1	1:52.550	24.884	142	51.403	171	36.263	181	232	23	1	2:08.821	25.528	124	52.508	172	50.785	27	227
12	1	1:53.088	24.824	143	52.667	173	35.597	182	232										

Lap	Id	Time	SE1	SP1	SE2	SP2	SE3	SP3	TSP	Lap	Id	Time	SE1	SP1	SE2	SP2	SE3	SP3	TSP
<b>9 Neumann, BUL(#1) / Bölting, DEU(#2)</b>										<b>theoretical besttime: 1:49.540</b>									
1	1	3:12.832	1:22.007	119	1:06.338	153	44.487	174	171	12	1	1:56.023	24.449	145	50.375	175	41.199	59	241
2	1	1:55.339	26.526	139	52.163	173	36.650	184	238	13	1	3:28.337	2:00.727	141	51.041	170	36.569	181	237
3	1	1:51.177	24.867	143	50.655	175	35.655	186	240	14	1	1:52.038	24.821	144	51.127	172	36.090	186	241
4	1	1:51.457	24.385	142	51.361	175	35.711	186	236	15	1	1:51.291	24.676	142	50.935	169	35.680	183	240
5	1	1:54.600	24.518	146	54.152	167	35.930	185	241	16	1	1:51.081	24.793	146	50.717	163	35.571	184	241
6	1	1:50.159	24.648	<b>147</b>	50.284	175	<b>35.227</b>	<b>187</b>	241	17	1	1:50.987	24.872	144	50.496	173	35.619	183	240
7	1	1:49.942	24.534	143	50.165	176	35.243	184	242	18	1	1:58.384	24.855	144	51.033	173	42.496	48	237
8	<b>1</b>	<b>1:49.651</b>	24.428	146	<b>49.968</b>	<b>177</b>	35.255	187	241	19	2	2:44.138	1:14.493	142	52.060	171	37.585	177	236
9	1	1:53.032	24.431	146	50.273	176	38.328	186	<b>242</b>	20	2	1:53.346	25.056	142	51.211	166	37.079	182	240
10	1	1:51.433	24.575	145	51.020	176	35.838	187	242	21	2	1:51.925	25.198	146	50.669	169	36.058	184	241
11	1	1:50.057	<b>24.345</b>	147	50.220	176	35.492	184	241	22	2	2:00.928	24.821	143	51.068	171	45.039	42	240

Lap	Id	Time	SE1	SP1	SE2	SP2	SE3	SP3	TSP	Lap	Id	Time	SE1	SP1	SE2	SP2	SE3	SP3	TSP
<b>10 Erlbacher, AUT(#1) / Dupre, DEU(#2)</b>										<b>theoretical besttime: 1:50.527</b>									
1	0	3:50.481	2:15.208	125	55.852	166	39.421	171	212	14	0	5:33.460	4:05.591	140	52.088	170	35.781	180	232
2	0	1:54.204	26.283	142	51.882	174	36.039	179	230	15	0	1:51.927	25.050	143	51.494	171	35.383	182	231
3	0	1:51.877	25.277	143	50.923	173	35.677	181	232	16	0	1:51.863	24.932	142	51.591	172	35.340	183	231
4	0	1:51.415	25.003	140	50.946	174	35.466	179	229	17	0	1:51.983	24.987	143	51.393	173	35.603	181	232
5	<b>0</b>	<b>1:50.702</b>	24.649	143	50.951	173	<b>35.102</b>	181	232	18	0	1:57.969	24.884	144	51.331	173	41.754	59	232
6	0	1:54.418	<b>24.524</b>	142	<b>50.901</b>	<b>175</b>	38.993	59	232	19	0	4:22.444	2:55.890	141	51.333	174	35.221	182	232
7	0	4:04.772	2:35.751	144	52.094	161	36.927	180	<b>236</b>	20	0	1:51.634	24.918	142	51.501	173	35.215	181	231
8	0	1:52.420	25.114	143	51.755	174	35.551	181	235	21	0	1:56.985	25.030	142	51.802	174	40.153	59	230
9	0	1:51.992	25.276	143	51.066	171	35.650	179	233	22	0	2:40.906	1:12.288	142	53.249	173	35.369	180	203
10	0	1:56.945	24.740	144	51.452	172	40.753	58	233	23	0	1:51.432	24.876	143	51.387	174	35.169	182	232
11	0	4:35.459	3:09.079	143	50.911	172	35.469	180	231	24	0	1:51.302	24.822	144	51.313	170	35.167	183	233
12	0	1:50.847	24.634	143	50.902	173	35.311	181	232	25	0	1:51.767	24.751	142	51.515	171	35.501	182	232
13	0	1:57.929	24.606	141	51.690	171	41.633	58	232										

Lap	Id	Time	SE1	SP1	SE2	SP2	SE3	SP3	TSP	Lap	Id	Time	SE1	SP1	SE2	SP2	SE3	SP3	TSP
<b>14 Kreutzpointner, DEU(#1) / Kreutzpointner, DEU(#2)</b>										<b>theoretical besttime: 1:50.927</b>									
1	2	4:58.112	2:35.481	91	1:25.335	111	57.296	49	128	12	2	1:51.496	24.580	144	<b>50.997</b>	<b>174</b>	35.919	183	234
2	2	5:54.889	3:59.883	129	1:12.983	157	42.023	180	132	13	2	2:03.334	24.910	144	55.379	162	43.045	60	234
3	2	1:52.973	24.923	144	51.683	173	36.367	178	234	14	2	3:41.021	2:08.666	143	51.593	172	40.762	55	233
4	2	1:52.271	24.915	144	51.496	174	35.860	182	232	15	1	3:19.035	1:51.974	141	51.533	172	35.528	183	233
5	2	1:51.471	24.645	144	51.001	174	35.825	182	233	16	1	<b>1:51.187</b>	24.479	140	51.244	175	<b>35.464</b>	<b>181</b>	233
6	2	2:05.725	25.242	143	51.644	172	48.839	28	234	17	1	1:59.256	26.500	105	54.794	173	37.962	182	224
7	2	10:12.561	8:24.378	111	1:06.888	166	41.295	180	160	18	1	1:51.470	24.648	142	51.303	174	35.519	183	233
8	2	1:53.877	24.707	140	52.359	173	36.811	161	231	19	1	1:56.356	24.795	143	51.388	172	40.173	58	235
9	2	1:52.022	24.721	143	51.436	172	35.865	182	233	20	1	3:21.829	1:54.732	139	51.484	173	35.613	184	234
10	2	1:51.496	24.721	<b>144</b>	51.150	173	35.625	<b>184</b>	234	21	1	1:53.541	24.840	141	52.758	172	35.943	182	<b>237</b>
11	2	1:51.644	<b>24.466</b>	144	51.238	<b>175</b>	35.940	183	234										

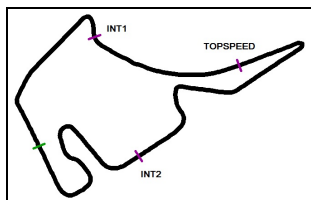
Lap	Id	Time	SE1	SP1	SE2	SP2	SE3	SP3	TSP	Lap	Id	Time	SE1	SP1	SE2	SP2	SE3	SP3	TSP
<b>19 Levi O, DEU(#1) / Tauscher, DEU(#2)</b>										<b>theoretical besttime: 1:49.316</b>									
1	2	2:21.521	39.336	103	1:03.517	148	38.668	177	150	14	2	7:03.545	5:25.063	124	1:01.167	169	37.315	173	140
2	2	1:53.577	26.158	144	52.150	174	35.269	185	233	15	2	1:56.181	26.080	145	54.103	175	35.998	180	184
3	2	1:52.792	24.759	146	52.163	173	35.870	184	<b>242</b>	16	2	1:52.954	24.977	144	52.079	169	35.898	180	237
4	2	1:50.704	24.746	146	50.888	175	35.070	185	241	17	2	1:50.322	24.587	145	50.543	171	35.192	184	241
5	2	1:49.996	24.332	145	50.643	175	35.021	184	241	18	2	1:50.254	24.318	146	50.449	166	35.487	184	241
6	2	1:49.892	24.366	145	50.515	175	35.011	185	241	19	2	1:50.015	24.328	145	50.693	173	34.994	186	240

ver: 1.0

[www.adac.de/motorsport](http://www.adac.de/motorsport)

Page 2/ 5 printed: 18.9.2020 10:43





# ADAC GT4 Germany

## Sector List Free Practice 1

Provisional



Hockenheimring, Length: 4574m

Air temperature: 18.28°C

Track temperature: 25.7°C

Weather condition: Dry

**DMSB** Reg. Nr.: R-11498/20

Friday, September 18, 2020 9:40:00

Lap	Id	Time	SE1	SP1	SE2	SP2	SE3	SP3	TSP	Lap	Id	Time	SE1	SP1	SE2	SP2	SE3	SP3	TSP
7	2	1:49.970	24.244	145	50.452	<b>176</b>	35.274	184	241	20	2	1:49.905	24.398	144	50.615	175	34.892	187	240
8	<b>2</b>	<b>1:49.506</b>	24.321	146	50.357	176	<b>34.828</b>	185	241	21	2	1:49.573	24.260	146	50.437	175	34.876	187	241
9	2	1:49.890	24.299	146	<b>50.299</b>	176	35.292	184	241	22	2	1:49.593	24.300	146	50.375	176	34.918	186	242
10	2	1:50.098	24.378	<b>146</b>	50.407	174	35.313	186	242	23	2	1:50.237	24.299	146	50.610	176	35.328	187	242
11	2	1:49.843	24.311	146	50.610	171	34.922	186	242	24	2	1:49.616	24.317	146	50.427	175	34.872	186	241
12	2	1:50.418	<b>24.189</b>	146	50.429	169	35.800	185	241	25	2	1:54.808	24.408	145	50.883	174	39.517	52	240
13	2	1:56.025	24.433	145	50.834	173	40.758	54	242	26									

### 21 Fetzer, DEU(#1) / Sturm, DEU(#2)

theoretical besttime: 1:49.621

1	1	2:20.687	38.846	108	1:03.461	139	38.380	178	144	14	1	1:50.310	24.594	145	50.740	172	34.976	183	244
2	1	1:57.241	26.237	135	55.257	169	35.747	182	206	15	1	1:54.346	24.404	144	50.944	172	38.998	60	241
3	1	1:52.403	25.250	145	51.324	174	35.829	181	<b>244</b>	16	1	3:23.090	1:55.517	143	51.552	173	36.021	185	239
4	1	1:51.251	24.449	145	51.349	170	35.453	183	243	17	1	1:50.379	24.595	144	50.684	175	35.100	184	241
5	1	2:11.649	25.330	134	57.915	158	48.404	56	176	18	<b>1</b>	<b>1:49.868</b>	24.502	144	50.453	174	<b>34.913</b>	<b>184</b>	241
6	1	9:52.026	8:26.237	143	50.784	172	35.005	182	240	19	1	1:50.366	24.677	144	50.665	176	35.024	184	243
7	1	1:50.449	24.625	144	<b>50.309</b>	174	35.515	184	241	20	1	1:50.801	24.602	144	50.746	174	35.453	186	244
8	1	1:50.736	<b>24.399</b>	145	50.619	173	35.718	184	242	21	1	1:50.373	24.589	144	50.663	174	35.121	184	242
9	1	1:50.516	24.435	144	50.812	174	35.269	182	241	22	1	1:54.787	24.703	145	50.675	175	39.409	60	241
10	1	1:54.585	24.490	145	50.678	173	39.417	61	241	23	1	2:58.895	1:32.673	143	50.910	173	35.312	184	242
11	1	2:40.579	1:14.963	145	50.603	175	35.013	184	242	24	1	1:51.125	24.814	143	50.955	171	35.356	183	242
12	1	1:50.072	24.427	144	50.453	173	35.192	184	243	25	1	1:50.971	24.836	145	50.727	171	35.408	184	242
13	1	1:50.315	24.458	143	50.451	175	35.406	183	243	26			24.469	143	51.095	170			242

### 22 Kasperlik, DEU(#1) / Möller-Madsen, DNK(#2)

theoretical besttime: 1:48.617

1	1	2:15.883	37.316	120	1:01.104	147	37.463	160	166	12	2	1:49.260	24.093	142	50.333	173	34.834	185	242
2	1	1:57.951	27.268	118	55.466	173	35.217	184	219	13	2	1:53.938	24.137	143	50.386	173	39.415	57	242
3	1	1:50.403	24.911	<b>144</b>	50.389	171	35.103	184	241	14	1	3:23.250	1:54.313	140	52.999	147	35.938	182	241
4	1	1:50.106	24.574	140	50.485	<b>175</b>	35.047	183	242	15	1	1:50.346	24.500	139	50.737	175	35.109	185	241
5	1	1:49.806	24.263	142	50.409	175	35.134	183	241	16	1	1:59.677	24.449	141	50.682	175	44.546	55	242
6	1	1:49.759	24.291	142	50.376	175	35.092	183	241	17	1	11:59.215	10:07.488	120	1:09.387	122	42.340	138	174
7	1	1:55.257	24.396	144	50.518	174	40.343	59	242	18	1	2:03.639	29.636	141	56.615	171	37.388	171	192
8	2	3:20.834	1:54.772	129	51.024	173	35.038	184	240	19	1	1:58.062	27.212	129	53.292	169	37.558	177	232
9	2	1:49.530	24.255	141	50.256	173	35.019	185	<b>243</b>	20	1	1:58.199	25.510	144	51.642	173	41.047	59	236
10	2	1:48.948	23.993	142	50.189	173	34.766	184	242	21	1	7:21.346	5:52.132	132	53.475	175	35.739	183	216
11	<b>2</b>	<b>1:48.617</b>	<b>23.759</b>	143	<b>50.165</b>	174	<b>34.693</b>	<b>187</b>	241	22	1	1:53.528	25.473	140	51.758	174	36.297	182	238

### 23 Falkenbach, DEU(#1) / Piro, DEU(#2)

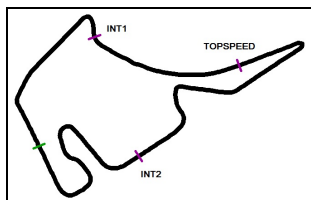
theoretical besttime: 1:49.089

1	2	5:38.964	4:07.703	131	55.538	166	35.723	180	196	10	1	1:49.965	24.210	139	51.209	171	34.546	181	223
2	2	1:50.526	24.747	<b>142</b>	51.267	173	34.512	180	222	11	1	1:49.584	24.186	139	51.038	173	34.360	181	222
3	2	1:49.535	24.125	141	51.080	174	34.330	180	221	12	1	1:53.547	<b>23.990</b>	<b>139</b>	51.316	172	38.241	79	223
4	<b>2</b>	<b>1:49.124</b>	24.025	141	<b>50.876</b>	173	<b>34.223</b>	<b>180</b>	222	13	1	4:59.945	3:31.722	140	53.480	172	34.743	181	192
5	2	1:49.637	24.134	141	51.015	<b>175</b>	34.488	181	<b>233</b>	14	1	1:49.782	24.249	139	51.084	173	34.449	180	224
6	2	1:54.958	24.177	140	51.123	174	39.658	56	222	15	1	1:54.811	24.322	141	51.826	164	38.663	80	226
7	1	3:18.968	1:52.094	139	51.783	171	35.091	178	223	16	2	3:45.624	2:19.276	140	51.573	173	34.775	181	220
8	1	1:50.476	24.487	140	51.239	172	34.750	180	224	17	2	1:49.893	24.172	140	51.294	173	34.427	181	222
9	1	1:49.981	24.189	140	51.214	171	34.578	180	224	18	2	1:55.747	24.469	140	51.289	173	39.989	55	224

### 24 Janits, AUT(#1) / Kofler, AUT(#2)

theoretical besttime: 1:49.172

1	1	2:43.772	58.639	107	1:01.491	168	43.642	58	146	13	<b>2</b>	<b>1:49.447</b>	24.287	143	50.567	172	<b>34.593</b>	<b>183</b>	232
2	2	3:26.306	1:54.708	140	52.099	170	39.499	53	229	14	2	1:54.033	24.353	144	50.526	171	39.154	54	232
3	1	3:28.017	1:55.522	141	51.669	171	40.826	58	230	15	1	3:22.766	1:56.735	141	51.018	171	35.013	183	228
4	2	3:21.203	1:53.865	141	51.073	171	36.265	<b>184</b>	229	16	1	1:49.892	24.365	142	50.676	172	34.851	183	233
5	2	1:49.524	24.294	142	50.631	172	34.599	181	232	17	1	1:50.661	24.229	142	50.807	172	35.625	180	232
6	2	1:49.540	<b>24.132</b>	142	50.491	172	34.917	183	232	18	1	1:50.154	24.426	143	51.071	171	34.657	182	233
7	2	1:58.110	24.336	141	50.751	170	43.023	31	232	19	1	1:49.514	24.422	143	<b>50.447</b>	<b>172</b>	34.645	184	232
8	2	6:08.247	4:42.040	141	50.807	<b>173</b>	35.400	155	229	20	1	1:54.896	24.517	142	50.680	173	39.699	58	231
9	2	1:50.116	25.044	143	50.461	172	34.611	183	231	21	1	4:11.903	2:46.338	143	50.747	172	34.818	183	230
10	2	1:49.972	24.259	143	50.635	172	35.078	182	232	22	1	1:49.948	24.413	144	50.491	171	35.044	184	232
11	2	1:54.292	24.345	144	50.668	171	39.279	52	233	23	1	1:49.717	24.424	143	50.456	173	34.837	183	<b>233</b>
12	2	3:42.054	2:15.335	142	50.925	171	35.794	183	230	24	1	1:52.551	24.518	144	52.679	170	35.354	183	233



# ADAC GT4 Germany

## Sector List Free Practice 1

Provisional



Hockenheimring, Length: 4574m

Air temperature: 18.28°C

Track temperature: 25.7°C

Weather condition: Dry

**DMSB** Reg. Nr.: R-11498/20

Friday, September 18, 2020 9:40:00

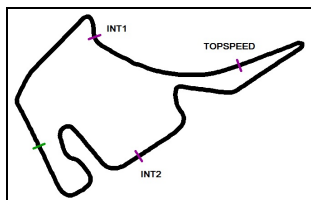
Lap	Id	Time	SE1	SP1	SE2	SP2	SE3	SP3	TSP	Lap	Id	Time	SE1	SP1	SE2	SP2	SE3	SP3	TSP
<b>25</b> Richter, DEU(#1) / Schraml, DEU(#2)										<b>theoretical besttime: 1:49.379</b>									
1	1	3:10.329	1:32.856	129	59.149	148	38.324	182	170	12	2	1:59.647	26.184	138	52.034	173	41.429	60	236
2	1	1:50.480	24.714	144	50.470	175	35.296	183	239	13	2	3:51.863	2:25.501	143	50.727	175	35.635	185	241
3	1	1:52.719	<b>24.102</b>	144	51.481	137	37.136	185	241	14	2	1:50.670	24.737	144	50.350	176	35.583	184	<b>243</b>
4	1	<b>1:49.545</b>	24.268	143	<b>50.335</b>	176	<b>34.942</b>	185	240	15	2	1:50.180	24.559	145	50.395	176	35.226	184	242
5	1	1:55.200	24.276	143	50.696	174	40.228	58	241	16	2	1:56.027	24.717	143	50.471	176	40.839	60	241
6	2	7:12.258	5:45.666	144	50.972	173	35.620	185	241	17	1	4:09.767	2:43.328	144	51.066	175	35.373	184	240
7	2	1:50.323	24.620	144	50.550	171	35.153	<b>182</b>	240	18	1	1:50.185	24.353	142	50.591	175	35.241	184	242
8	2	1:49.867	24.210	144	50.556	171	35.101	<b>186</b>	241	19	1	1:56.795	25.676	141	51.115	170	40.004	58	241
9	2	1:50.867	24.488	144	50.745	170	35.634	184	241	20	1	7:02.240	5:35.750	144	50.873	173	35.617	183	240
10	2	1:50.509	24.436	144	50.581	173	35.492	183	242	21	1	1:57.915	24.545	142	50.641	176	42.729	55	238
11	2	1:51.314	24.442	145	51.034	172	35.838	182	241	22	1	3:28.835	1:53.759	117	51.411	175	43.665	48	238

<b>26</b> Kieffer, LUX(#1) / Kosch, LUX(#2)										<b>theoretical besttime: 1:49.751</b>									
1	1	2:19.726	35.025	97	1:04.555	133	40.146	176	140	14	1	1:50.477	24.342	142	50.814	172	35.321	183	241
2	1	1:53.202	25.615	142	52.058	169	35.529	183	233	15	1	1:51.750	24.341	141	51.141	173	36.268	181	<b>242</b>
3	1	1:50.867	24.952	<b>145</b>	50.868	171	35.047	<b>185</b>	237	16	1	1:50.572	24.345	140	50.910	175	35.317	183	240
4	1	1:51.274	24.466	144	51.649	<b>175</b>	35.159	184	239	17	1	1:51.474	24.889	140	51.136	172	35.449	181	240
5	1	1:54.057	24.303	142	50.701	172	39.053	60	238	18	1	1:51.174	24.320	143	51.261	171	35.593	182	240
6	1	3:26.656	1:57.860	141	51.638	157	37.158	184	239	19	1	1:55.804	24.615	141	51.250	169	39.939	61	240
7	1	1:50.393	24.245	143	51.058	169	35.090	183	238	20	1	3:23.291	1:56.190	144	51.605	171	35.496	183	234
8	1	<b>1:49.751</b>	<b>24.113</b>	142	<b>50.658</b>	171	<b>34.980</b>	182	240	21	1	1:51.740	24.586	144	51.745	170	35.409	183	240
9	1	1:50.277	24.191	141	50.967	168	35.119	184	240	22	1	1:50.489	24.335	143	50.823	173	35.331	181	239
10	1	1:55.826	24.297	142	50.895	170	40.634	61	240	23	1	1:52.635	24.683	140	52.164	170	35.788	185	237
11	1	3:12.220	1:45.997	142	50.847	173	35.376	183	238	24	1	1:51.156	24.490	143	51.266	172	35.400	183	238
12	1	1:50.845	24.524	141	50.905	166	35.416	184	238	25	1	1:53.124	24.560	143	51.570	173	36.994	178	238
13	1	1:50.986	24.339	142	50.833	172	35.814	184	241	26	1	2:04.777	26.456	125	56.077	163	42.244	59	218

<b>27</b> Grotstollen, DEU(#1) / Braun, DEU(#2)										<b>theoretical besttime: 1:51.340</b>									
1	2	2:18.014	42.001	115	58.514	169	37.499	176	198	12	2	1:53.506	24.880	135	52.355	171	36.271	183	229
2	2	1:54.546	25.942	140	52.811	171	35.793	181	230	13	2	1:53.178	25.149	135	51.989	171	36.040	183	235
3	2	1:55.155	25.756	131	53.503	168	35.896	179	227	14	2	1:58.942	24.719	143	51.526	169	42.697	53	235
4	2	1:55.564	26.573	142	51.704	169	37.287	182	<b>236</b>	15	1	3:26.627	1:55.711	136	53.397	166	37.519	180	232
5	2	1:52.199	24.844	138	51.464	172	35.891	183	235	16	1	1:54.911	25.697	134	52.387	166	36.827	178	234
6	2	2:01.164	24.903	132	52.916	169	43.345	45	224	17	1	1:54.954	25.871	127	52.553	167	36.530	179	232
7	2	4:08.090	2:40.830	141	51.808	<b>174</b>	<b>35.452</b>	183	232	18	1	2:01.847	25.477	134	52.415	169	43.955	57	233
8	2	1:51.954	24.789	140	51.518	170	35.647	<b>184</b>	234	19	1	3:36.882	1:58.463	127	53.123	165	45.296	62	231
9	2	<b>1:51.457</b>	<b>24.485</b>	140	<b>51.403</b>	173	35.569	180	236	20	2	3:31.605	1:55.122	138	53.317	160	43.166	57	233
10	2	1:59.104	24.865	142	52.842	170	41.397	58	211	21	1	3:30.934	1:55.254	134	53.499	164	42.181	53	229
11	2	4:29.004	3:01.596	139	51.771	171	35.637	182	232	22	2	3:33.015	1:57.075	133	53.079	169	42.861	53	234

<b>48</b> Apotheloz, CHE(#1) / Trefz, DEU(#2)										<b>theoretical besttime: 1:49.743</b>									
1	2	3:29.374	1:55.945	118	55.996	165	37.433	179	224	10	1	1:50.720	24.493	143	51.032	173	35.195	182	234
2	2	1:51.208	25.111	141	51.039	174	35.058	183	233	11	1	1:50.923	24.594	144	51.177	174	35.152	182	235
3	2	1:50.388	24.602	144	50.815	173	34.971	183	235	12	1	1:55.548	24.586	143	50.941	174	40.021	59	235
4	2	<b>1:49.756</b>	<b>24.310</b>	143	<b>50.590</b>	<b>174</b>	<b>34.856</b>	<b>184</b>	233	13	2	3:37.605	2:01.326	144	51.248	174	45.031	48	238
5	2	1:50.560	<b>24.297</b>	143	50.830	172	35.433	182	234	14	1	3:27.575	2:00.512	143	51.514	170	35.549	180	235
6	2	1:55.292	24.460	141	50.925	<b>174</b>	39.907	58	234	15	1	1:56.494	25.409	144	51.276	172	39.809	59	<b>239</b>
7	1	6:40.201	5:12.864	140	51.997	174	35.340	183	212	16	2	3:34.588	2:01.331	144	51.119	171	42.138	54	234
8	1	1:50.696	24.618	143	51.029	173	35.049	182	235	17	1	3:33.016	2:01.128	144	50.975	172	40.913	58	238
9	1	1:50.474	24.440	143	50.856	173	35.178	182	235	18	2	3:32.394	2:00.106	144	51.331	171	40.957	58	235

<b>59</b> Sizov, RUS(#1) / Stalidzane, DEU(#2)										<b>theoretical besttime: 1:50.285</b>									
1	2	2:42.299	50.535	117	1:06.730	125	45.034	144	160	16	2	1:57.306	24.639	140	51.856	170	40.811	55	236
2	1	2:12.155	30.540	119	1:02.950	166	38.665	177	181	17	1	3:47.627	2:20.696	141	51.387	169	35.544	183	240
3	1	1:59.952	26.647	144	53.387	129	39.918	182	228	18	1	1:53.527	24.720	142	52.617	156	36.190	181	236
4	1	1:51.835	24.749	143	51.525	171	35.561	182	233	19	1	<b>1:50.524</b>	24.572	147	<b>50.549</b>	<b>174</b>	35.403	189	243
5	1	1:51.347	24.632	143	51.276	171	35.439	181	234	20	1	1:50.817	24.605	147	50.814	175	35.398	189	243
6	1	1:51.537	24.927	143	51.121	172	35.489	181	234	21	1	1:50.904	24.618	148	50.580	173	35.706	188	<b>245</b>
7	1	1:51.384	<b>24.712</b>	143	51.295	170	35.377	182	231	22	1	1:50.892	24.607	146	50.694	174	35.591	189	243
8	1	1:51.086	<b>24.472</b>	142	51.224	171	35.390	183	235	23	1	1:56.233	24.703	145	50.663	173	40.867	54	242
9	1	1:58.256	24.772	143	52.501	167	40.983	53	234	24	2	3:20.144	1:53.206	144	51.375	173	35.563	188	241



# ADAC GT4 Germany

## Sector List Free Practice 1

Provisional



Hockenheimring, Length: 4574m

Air temperature: 18.28°C

Track temperature: 25.7°C

Weather condition: Dry

**DMSB** Reg. Nr.: R-11498/20

Friday, September 18, 2020 9:40:00

Lap	Id	Time	SE1	SP1	SE2	SP2	SE3	SP3	TSP	Lap	Id	Time	SE1	SP1	SE2	SP2	SE3	SP3	TSP
10	2	4:31.103	3:04.406	143	51.433	170	<b>35.264</b>	184	239	25	2	1:51.704	24.802	142	51.346	173	35.556	188	242
11	2	1:52.018	24.656	143	51.303	170	36.059	183	236	26	2	1:51.698	24.851	142	51.394	174	35.453	187	244
12	2	1:51.383	24.661	143	51.269	169	35.453	184	236	27	2	1:51.710	24.658	144	51.453	169	35.599	188	242
13	2	1:51.543	24.727	141	51.346	172	35.470	183	235	28	2	1:51.822	24.800	142	51.196	171	35.826	187	243
14	2	1:51.426	24.611	142	51.375	169	35.440	183	236	29	2	1:52.446	24.942	142	51.550	171	35.954	188	242
15	2	1:51.800	24.775	144	51.607	171	35.418	183	237										

### 69 Dörr, DEU(#1) / Martin-Dye, GBR(#2)

theoretical besttime: 1:49.451

1	1	2:21.987	39.743	105	1:03.913	169	38.331	177	158	15	2	1:55.379	24.369	143	50.650	172	40.360	50	240
2	1	1:56.196	26.408	144	54.352	172	35.436	187	201	16	2	3:29.191	2:03.304	142	50.761	174	35.126	184	239
3	1	1:50.553	24.633	145	50.709	168	35.211	186	<b>244</b>	17	2	1:50.596	24.357	144	51.163	173	35.076	185	238
4	1	1:50.521	24.581	146	50.794	173	35.146	183	243	18	2	1:50.776	24.594	144	51.149	172	35.033	184	240
5	1	1:49.935	24.367	145	<b>50.355</b>	<b>174</b>	35.213	183	242	19	2	1:50.503	24.587	145	50.739	173	35.177	184	240
6	1	<b>1:49.780</b>	<b>24.205</b>	<b>146</b>	50.607	173	34.968	185	242	20	2	1:56.447	24.951	143	51.018	172	40.478	49	238
7	1	1:50.109	24.661	144	50.468	174	34.980	186	241	21	2	4:02.790	2:34.167	134	51.992	169	36.631	181	233
8	1	1:49.864	24.346	145	50.464	172	35.054	185	242	22	2	1:51.987	24.928	142	51.745	169	35.314	181	233
9	1	1:54.786	24.407	146	50.461	173	39.918	46	243	23	2	1:51.322	24.621	141	51.377	171	35.324	183	231
10	2	3:30.194	2:04.152	140	50.992	171	35.050	183	240	24	2	1:58.109	24.876	142	51.753	168	41.480	49	232
11	2	1:51.996	24.694	144	50.651	174	36.651	181	241	25	1	3:27.688	1:59.636	140	51.912	167	36.140	173	234
12	2	1:50.165	24.623	144	50.651	173	<b>34.891</b>	<b>187</b>	242	26	1	1:53.410	25.142	141	52.124	168	36.144	179	234
13	2	1:50.484	24.424	143	50.784	173	35.276	185	241	27	1	1:53.243	25.126	140	51.969	168	36.148	175	232
14	2	1:50.636	24.760	143	50.856	173	35.020	186	238	28	1	1:59.143	25.195	142	52.467	164	41.481	50	233

### 71 Sasse, DEU(#1) / Tregurtha, GBR(#2)

theoretical besttime: 1:48.846

1	1	2:28.591	48.573	111	1:01.409	164	38.609	173	148	15	2	1:50.351	24.436	143	50.676	175	35.239	183	235
2	1	1:57.152	26.463	138	54.348	167	36.341	180	232	16	1	1:50.925	24.550	138	50.856	174	35.519	182	236
3	1	1:51.894	24.799	138	51.316	173	35.779	181	236	17	1	1:51.777	24.650	143	51.919	174	35.208	182	236
4	1	1:50.555	24.566	143	50.837	175	35.152	183	235	18	1	1:50.617	24.713	142	50.629	175	35.275	182	236
5	1	1:50.200	24.310	144	50.872	175	35.018	181	236	19	1	1:55.686	24.569	143	50.665	173	40.452	58	235
6	1	1:59.118	24.367	<b>144</b>	50.968	174	43.783	46	<b>237</b>	20	1	3:28.954	1:58.108	140	51.016	173	39.830	58	234
7	2	3:45.769	2:19.548	141	50.932	174	35.289	182	232	21	1	3:21.782	1:55.960	141	50.914	173	34.908	182	232
8	2	1:50.032	24.593	144	50.408	175	35.031	183	233	22	1	1:49.898	24.293	142	50.536	174	35.069	183	234
9	2	1:51.185	24.202	139	52.273	175	34.710	<b>184</b>	228	23	2	1:49.402	24.258	143	50.300	174	34.844	183	235
10	2	1:49.635	24.466	144	50.428	174	34.741	183	235	24	2	1:50.130	24.406	142	50.648	174	35.076	183	234
11	2	1:49.122	24.162	143	50.243	175	34.717	183	235	25	2	1:50.503	24.541	143	51.150	176	34.812	184	233
12	2	<b>1:48.846</b>	<b>24.152</b>	143	<b>50.093</b>	<b>176</b>	<b>34.601</b>	183	235	26	2	1:55.321	24.570	143	51.045	173	39.706	58	236
13	2	1:54.129	24.354	142	50.473	174	39.302	58	236	27	2	3:09.903	1:38.848	141	50.961	174	40.094	57	233
14	2	3:24.370	1:57.531	142	51.475	174	35.364	181	235										

### 89 Krabec, CZE(#1) / Marionec, DEU(#2)

theoretical besttime: 1:49.136

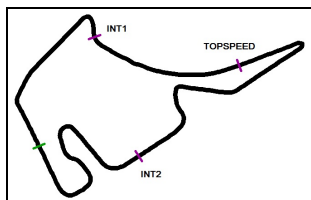
1	1	2:22.677	40.561	110	1:03.768	150	38.348	166	175	14	2	1:50.442	24.191	142	51.492	170	34.759	177	222
2	1	1:56.210	26.231	143	54.402	170	35.577	177	194	15	2	1:55.330	24.186	138	52.142	168	39.002	57	222
3	1	1:51.830	24.851	143	51.271	170	35.708	179	<b>225</b>	16	2	2:47.343	1:20.479	143	50.830	173	36.034	182	222
4	1	1:57.365	26.234	142	51.157	170	39.974	54	223	17	2	1:49.866	<b>24.110</b>	<b>142</b>	50.907	173	34.849	180	222
5	1	3:20.885	1:54.243	140	51.449	171	35.193	178	221	18	2	1:54.792	25.379	142	51.311	173	38.102	74	222
6	1	1:51.033	24.610	141	51.296	171	35.127	180	221	19	1	4:07.033	2:29.133	122	58.620	146	39.280	164	177
7	1	1:51.073	24.533	141	51.508	171	35.032	177	220	20	1	1:53.784	24.711	142	51.337	171	37.736	178	222
8	1	2:04.053	24.283	142	51.197	170	48.573	178	223	21	1	1:50.696	24.239	142	51.904	170	34.553	180	221
9	1	1:50.513	24.429	142	51.228	171	34.856	178	221	22	1	<b>1:49.526</b>	24.309	142	50.901	172	<b>34.316</b>	<b>180</b>	220
10	1	1:57.694	24.696	140	51.465	170	41.533	59	220	23	1	1:49.817	24.147	141	51.351	172	34.319	181	220
11	2	3:21.598	1:55.610	142	51.222	173	34.766	180	221	24	1	1:56.656	24.245	141	51.098	171	41.313	58	219
12	2	1:53.729	24.320	143	54.586	172	34.823	179	223	25	2	3:49.672	2:20.169	143	<b>50.710</b>	<b>174</b>	38.793	57	222
13	2	1:50.201	24.254	140	50.963	172	34.984	179	223	26	1	3:26.983	1:55.714	142	51.593	170	39.676	57	222

### 99 Jöns, DEU(#1) / Dreyspring, DEU(#2)

theoretical besttime: 1:49.096

1	2	2:38.163	47.713	116	1:07.251	135	43.199	176	146	8	2	1:49.661	24.394	145	50.430	170	34.837	185	<b>240</b>
2	2	2:04.486	28.514	142	59.013	164	36.959	183	233	9	2	1:49.364	24.377	145	50.262	173	<b>34.725</b>	<b>186</b>	239
3	2	1:51.345	24.916	144	51.231	175	35.198	184	238	10	2	<b>1:49.227</b>	<b>24.268</b>	<b>145</b>	<b>50.103</b>	<b>176</b>	34.856	185	238
4	2	1:50.593	24.512	144	50.858	174	35.223	182	237	11	2	1:55.828	24.328	145	50.517	173	40.983	49	238
5	2	1:50.673	24.566	144	50.934	174	35.173	183	236	12	1	4:26.301	2:41.877	131	1:04.785	137	39.639	175	166
6	2	1:57.622	24.507	143	51.731	171	41.384	52	237	13	1	1:55.719	26.819	140	52.828	169	36.072	180	232
7	2	4:20.264	2:52.033	126	53.390	171	34.841	184	233	14	1	2:00.087	24.522	142	51.544	170	44.021	52	232





# ADAC GT4 Germany

## Top speed list Free Practice 1

Provisional



Hockenheimring, Length: 4574m

Air temperature: 18.28°C

Track temperature: 25.7°C

Weather condition: Dry

**DMSB** Reg. Nr.: R-11498/20

Friday, September 18, 2020 9:40:00

#	Name (NAT)	Team	Car name	Speed	Lap	Race time
59	Aleksey Sizov (RUS)	Dörr Motorsport (DEU)	McLaren 570s GT4	245.45	21	43:57.267
69	Phil Dörr (DEU)	Dörr Motorsport (DEU)	McLaren 570s GT4	244.34	3	4:56.740
21	Dennis Fetzer (DEU)	Team Allied-Racing (DEU)	Porsche Cayman 718 GT4 MR	244.34	3	4:57.053
22	Nicolaj Möller-Madsen (DNK)	Team Allied-Racing (DEU)	Porsche Cayman 718 GT4 MR	243.24	9	17:28.308
25	Dominik Schraml (DEU)	Burgmann Racing (DEU)	Porsche Cayman 718 GT4 MR	243.24	14	33:33.626
19	Alexander Tauscher (DEU)	KÜS TEAM75 Bernhard (DEU)	Porsche Cayman 718 GT4 MR	242.69	3	4:53.784
9	Tano Neumann (BUL)	DLV-Team Schuetz Motorsport (DEU)	Porsche Cayman 718 GT4 MR	242.69	9	16:53.473
26	Tom Kieffer (LUX)	Team Allied-Racing (DEU)	Porsche Cayman 718 GT4 MR	242.15	15	30:04.957
2	Michael Schrey (DEU)	Hofer Racing by Bonk Motorsport (CHE)	BMW M4 GT4	240.53	14	29:09.570
99	Christopher Dreyspring (DEU)	Dörr Motorsport (DEU)	McLaren 570s	240.00	8	17:11.671
48	Julien Apotheloz (CHE)	MANN-FILTER Team HTP-WINWARD (DEU)	Mercedes-AMG GT4	239.46	15	36:29.813
3	Claudia Hürtgen (DEU)	Hofer Racing by Bonk Motorsport (CHE)	BMW M4 GT4	238.41	15	33:37.028
71	Hugo Sasse (DEU)	T3-HRT-Motorsport (DEU)	Audi R8 LMS GT4	237.36	6	10:36.916
14	Alesia Kreutzpointner (DEU)	MRS GT-Racing (DEU)	BMW M4 GT4	237.36	21	58:51.079
5	Domenico Solombrino (DEU)	Hella Pagid - racing one (DEU)	Audi R8 LMS GT4	236.84	27	57:24.334
27	Georg Braun (DEU)	team lillestoff (DEU)	BMW M4 GT4	236.32	4	6:48.547
10	Jacob Erlbacher (AUT)	Dupre Motorsport Engineering (DEU)	Mercedes-AMG GT4	236.32	7	16:03.055
8	Marcus Suabo (DEU)	DLV-Team Schuetz Motorsport (DEU)	Mercedes-AMG GT4	235.80	8	19:50.274
4	Jan Marschalkowski (DEU)	Team AVIA Sorg Rennsport (DEU)	BMW M4 GT4	235.29	2	3:09.940
23	Cedric Piro (DEU)	Team piro sports Caffè d Italia (DEU)	Ginetta G55 GT4	233.76	5	11:46.708
24	Florian Janits (AUT)	True Racing (AUT)	KTM X-BOW GT4 EVO	233.76	23	57:03.102
89	Jan Krabec (CZE)	RTR projects (CZE)	KTM X-Bow GT4	225.46	3	4:58.378