



ADAC GT Masters

Results Rennen 2



Provisional



Reg. Nr.: 186/2012

Amended
10.6.2012 - 17:48

**ADAC Masters
Weekend**

Sachsenring, Length: 3645 m
Air temperature: 19.6°C
Track temperature: 26.2°C
Weather condition: Dry

Sunday 10.6.2012 12:30

started : 37 classified : 30 not classified : 7

	Drivers	Competitor	Car	Laps	Total Time	Gap	Kph	Lap	Time	Kph
1	33 K.Poulsen(*A*)/C.Nygaard	Young Driver AMR(GER)	Aston Martin V12 Vantage GT3	43	1:01:06.915		153,9	20	1:22.794	158,5
2	21 E.Sandström/C.Mies	Prosperia uhc speed(GER)	AUDI R8 LMS ultra	43	1:01:08.137	1.222	153,8	36	1:22.820	158,4
3	19 A.Ai Faisal/M.Bortolotti	Schubert Motorsport(GER)	BMW Z4 GT3	43	1:01:08.348	1.433	153,8	36	1:22.847	158,4
4	28 D.Alessi/D.Keilwitz	Callaway Competition(GER)	Corvette Z06.R GT3	43	1:01:13.700	6.785	153,6	7	1:22.952	158,2
5	18 T.Seiler(*A*)/F.Kechele	Callaway Competition(GER)	Corvette Z06.R GT3	43	1:01:20.949	14.034	153,3	9	1:23.080	157,9
6	20 D.Schwager/C.Hürtgen	Schubert Motorsport(GER)	BMW Z4 GT3	43	1:01:27.814	20.899	153,0	38	1:22.581	158,9
7	40 R.Rast/C.Mamerow	MAMEROW Racing(GER)	AUDI R8 LMS ultra	43	1:01:33.387	26.472	152,8	14	1:22.779	158,5
8	42 M.Mayer/J.Seyffarth	SMS Seyffarth Motorsport(GER)	Mercedes Benz AMG SLS GT3	43	1:01:35.149	28.234	152,7	6	1:23.266	157,6
9	41 S.Knap/J.den Boer	DB Motorsport(NED)	BMW Z4 GT3	43	1:01:36.521	29.606	152,6	38	1:22.969	158,2
10	29 R.Renauer/N.Armino	FROGREEN CO2 neutral(GER)	Porsche 911 GT3 R	43	1:01:43.130	36.215	152,4	7	1:23.174	157,8
11	15 S.Dolenc(*A*)/M.Ragginger	FACH AUTO TECH(SUI)	Porsche 911 GT3 R	43	1:01:49.439	42.524	152,1	8	1:23.311	157,5
12	9 A.Simonsen/M.Buhk	HEICO Junior Team(GER)	Mercedes Benz AMG SLS GT3	43	1:01:50.165	43.250	152,1	14	1:23.378	157,4
13	7 C.Frankenhouit/K.Heyer	Heico Motorsport(GER)	Mercedes Benz AMG SLS GT3	43	1:01:50.324	43.409	152,1	20	1:23.118	157,9
14	5 M.Götz/S.Asch	kfzteile24 MS RACING Team(GER)	Mercedes Benz AMG SLS GT3	43	1:01:50.867	43.952	152,1	23	1:23.389	157,4
15	31 M.Schulze/T.Schulze	Schulze Motorsport(GER)	Nissan GT-R GT3	43	1:01:59.491	52.576	151,7	16	1:23.341	157,4
16	1 D.Lunardi/M.Martin	ALPINA(GER)	BMW Alpina B6 GT3	43	1:02:04.625	57.710	151,5	19	1:22.021	160,0
17	24 D.Reiter/P.Kox	InternetX - Reiter Engineering(GER)	Lamborghini Gallardo LP600+	43	1:02:08.360	1:01.445	151,3	7	1:23.153	157,8
18	8 H.Proczyk/D.Baumann	Heico Motorsport(GER)	Mercedes Benz AMG SLS GT3	43	1:02:09.495	1:02.580	151,3	38	1:23.168	157,8
19	17 R.Lips(*A*)/F.Schmickler	Callaway Competition(GER)	Corvette Z06.R GT3	43	1:02:17.699	1:10.784	151,0	37	1:23.933	156,3
20	37 S.Bert/L.Ludwig	Gemballa Racing(GER)	McLaren MP4-12C GT3	43	1:02:21.139	1:14.224	150,8	9	1:22.825	158,4
21	26 R.Bourdeaux(*A*)/A.Renauer	Team GT 3 Kasko(GER)	Porsche 911 GT3 R	43	1:03:17.543	2:10.628	148,6	12	1:24.032	156,2
22	25 G.Engelhardt(*A*)/M.Seefried	Team GT 3 Kasko(GER)	Porsche 911 GT3 R	42	1:01:22.729	1 LAP	149,7	19	1:24.174	155,9
23	36 C.Engelhart/N.Tandy	Team Geyer&Weinig EDV Schütz M	Porsche 911 GT3 R	42	1:01:33.139	1 LAP	149,2	12	1:23.102	157,9
24	16 A.Gugger(*A*)/O.Klohs(*A*)	FACH AUTO TECH(SUI)	Porsche 911 GT3 R	42	1:01:59.042	1 LAP	148,2	24	1:24.801	154,7
25	35 A.Winter(*A*)/C.Geipel	YACO Racing powered by Jochen S	Chevrolet Camaro GT3	42	1:02:09.109	1 LAP	147,8	12	1:24.168	155,9
26	34 M.Sandritter/C.Bracke	YACO Racing powered by Jochen S	Chevrolet Camaro GT3	42	1:02:16.937	1 LAP	147,5	21	1:24.446	155,4
27	2 J.Leidinger/F.Spengler	Liqui Moly Team Engstler(GER)	BMW Alpina B6 GT3	41	1:01:10.726	2LAPS	146,6	5	1:23.055	158,0
28	44 J.Stovicek(*A*)/E.Janis	HEICO-GRAVITY CHAROUZ TEAM	Mercedes Benz AMG SLS GT3	40	1:02:13.359	3LAPS	140,6	9	1:23.661	156,8
29	12 O.Petrishin(*A*)/K.Baier(*A*)	Team rhino's Leipert Motorsport(GE	Lamborghini Gallardo LP600+	40	1:03:19.653	3LAPS	138,1	31	1:26.566	151,6
30	23 M.Matzke/F.Lestrup	WestCoastRacing(SWE)	BMW Z4 GT3	39	58:59.206	4LAPS	144,6	9	1:22.826	158,4
not classified										
27	A.Wirth/H.Frentzen	Callaway Competition(GER)	Corvette Z06.R GT3	29	42:08.210	14LAPS	150,5	6	1:23.279	157,6
11	D.Mengesdorf/R.Bader	Team rhino's Leipert Motorsport(GE	Lamborghini Gallardo LP600+	19	28:36.098	24LAPS	145,3	12	1:24.180	155,9
38	J.Krohn/N.Verdonck	Lambda Performance(GER)	Ford GT GT3	18	25:44.929	25LAPS	152,9	8	1:23.226	157,7
22	C.Tilke(*A*)/C.Abt	Prosperia uhc speed(GER)	AUDI R8 LMS ultra	18	31:16.308	25LAPS	125,9	11	1:23.674	156,8
4	F.Stoll/D.Dobitsch	kfzteile24 MS RACING Team(GER)	Mercedes Benz AMG SLS GT3	7	10:07.936	36LAPS	151,1	6	1:23.814	156,6
10	L.Arnold/A.Margaritis	Schöner Wohnen Polarweiss Team	Mercedes Benz AMG SLS GT3	2	3:00.639	41LAPS	145,3	2	1:27.341	150,2
32	F.Stuck/J.Stuck	Young Driver AMR(GER)	Aston Martin V12 Vantage GT3							

Fastest lap of the race. Car 1 driver Martin on lap 19. Time 1:22.021, average speed 160,0 km/h.

car # 8 drive trough time penalty in exchange a time penalty of 30 s

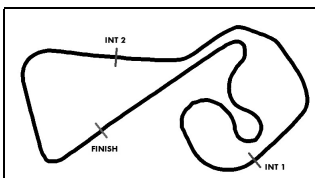
penalty for car # 40 cancel

Subject to final scrutineering!

Publications Time:

Race Director:

Time Keeping:



ADAC GT Masters

Lap chart Rennen 2

Provisional

**ADAC Masters
Weekend**

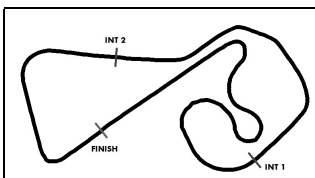


Sachsenring, Length: 3645 m

Sunday 10.6.2012 12:30

POS	1	2	3	4	5	6	7	8	9	10	11	12	13	14	15	16	17	18	19	20	21	22	23	24	25	26	27	28	29	30	31	32	33	34	35	36	37	38	39
LAP 1	28	20	1	21	42	19	33	18	23	37	24	29	38	41	15	4	31	25	5	40	36	8	9	35	27	10	22	11	26	17	16	34	.2	12	7	.44			
LAP 2	28	20	1	21	42	19	33	18	23	37	24	29	38	15	41	4	31	25	5	36	40	8	9	35	27	22	10	11	26	17	16	34	7	12	2'	44'			
LAP 3	28	20	1	21	19	33	18	23	37	42	24	29	15	38	41	4	31	25	5	36	40	8	9	35	27	22	11	26	17	16	34	7	12	2'	44'				
LAP 4	28	20	1	21	19	33	18	37	23	42	29	24	15	38	41	4	25	31	5	36	40	8	9	35	27	11	22	26	17	16	7	34	12	2'	44'				
LAP 5	28	20	1	21	19	33	18	37	23	42	29	24	15	38	41	4	25	31	5	36	40	8	9	27	35	22	11	26	17	16	7	34	12	2'	44'				
LAP 6	28	20	1	21	19	33	18	37	23	42	29	24	15	38	41	4	25	31	36	5	40	8	9	27	22	35	11	26	17	16	7	34	12	2'	44'				
LAP 7	28	20	1	21	19	33	18	23	37	42	29	24	15	38	41	25	36	31	5	40	8	9	27	35	11	26	22	.4	17	7	16	34	12	2'	44'				
LAP 8	28	20	1	21	19	33	18	23	37	42	29	24	15	38	41	36	31	25	5	40	8	9	27	35	11	26	22	17	7	16	34	12	2'	44'					
LAP 9	28	20	1	21	19	33	18	23	37	42	29	24	15	38	41	36	31	25	40	5	8	9	27	35	11	26	22	17	7	16	34	12	2'	44'					
LAP 10	28	20	1	21	19	33	18	23	37	42	29	24	15	38	41	36	31	25	40	5	8	9	27	35	11	22	26	17	7	16	34	12	2'	44'					
LAP 11	28	20	1	21	19	33	18	23	42	29	.37	24	15	38	41	36	31	40	25	5	8	27	9	35	11	22	26	17	7	16	34	12'	2'	44'					
LAP 12	28	20	1	21	19	33	18	23	42	29	24	15	38	41	36	31	40	5	25	8	27	9	35	11	22	37	26	17	7	16	34	12'	2'	44'					
LAP 13	28	.20	21	19	33	18	23	42	29	24	15	41	36	.38	31	40	8	.1	27	9	25	5	35	11	22	37	26	17	7	16	34	12'	2'	44'					
LAP 14	28	21	19	33	18	23	42	29	24	15	41	36	20	31	40	8	27	9	25	5	35	11	37	22	26	17	7	38	16	1	34'	12'	2'	44'					
LAP 15	28	21	19	33	18	23	42	29	24	15	41	36	20	31	40	8	27	9	25	5	35	37	11	22	26	7	17	38	16	1	34'	2'	12'	44'					
LAP 16	28	21	33	19	18	23	42	29	24	15	41	36	20	31	40	8	27	9	25	5	35	37	22	11	26	17	7	38	16	1	34'	2'	12'	44'					
LAP 17	28	21	33	19	18	23	42	29	24	15	41	36	20	31	40	8	27	9	5	25	35	37	26	11	17	7	38	.22	16	1	34'	2'	12'	44'					
LAP 18	28	21	33	19	18	23	42	29	15	41	36	.20	31	40	8	9	.27	25	35	37	.5	26	17	.24	.7	.38	.11	1	.16	2'	34'	12'	44'	.22'					
LAP 19	21	33	.28	19	18	23	42	29	15	41	36	31	40	8	.9	25	35	37	26	17	1	20'	27'	5'	7'	24'	.11'	16'	2'	34'	44'	12'							
LAP 20	21	33	19	18	23	42	29	15	41	36	31	.40	.8	25	35	.37	17	.26	1	28	20'	9'	27'	5'	7'	24'	16'	2'	34'	44'	.12'								
LAP 21	33	19	18	.21	.23	42	29	15	41	36	31	25	35	17	1	28	20'	40'	8'	9'	27'	5'	37'	7'	24'	26'	2'	16'	34'	.44'	12'								
LAP 22	33	19	18	42	29	15	.41	31	35	.25	.17	.36	1	21	28	23	20'	40'	8'	9'	27'	5'	37'	7'	24'	26'	16'	.2'	34'	44'	12'								
LAP 23	33	19	18	42	29	15	.31	35	.1	21	28	23	20'	41'	40'	8'	9'	27'	5'	37'	7'	24'	25'	26'	17'	36'	16'	34'	2'	44'	12'								
LAP 24	.33	.19	.18	.42	.29	.15	.35	21	28	23	20	41	40	31	8	9	27	5	37	7	24	25	26	17	1	36	16	34'	2'	44'	12'								
LAP 25	33	19	21	28	18	23	42	29	15	20	41	40	8	31	9	27	5	7	.37	24	26	25	17	1	36	35	16	34'	2'	44'	12'								
LAP 26	33	21	19	28	18	23	42	29	15	20	41	40	8	31	9	27	5	7	24	26	17	1	25	36	37	35	16'	34'	2'	44'	12'								
LAP 27	33	21	19	28	18	23	42	29	15	20	41	40	8	31	27	9	5	7	24	26	1	17	25	36	37	35	16'	34'	2'	44'	12'								
LAP 28	33	21	19	28	23	18	42	29	20	15	41	40	8	27	31	9	5	7	24	26	1	17	25	36	37	35'	16'	34'	2'	44'	12'								
LAP 29	33	21	19	28	23	18	42	29	20	41	15	40	8	27	31	9	5	7	24	26	1	17	25	36	37	35'	16'	34'	2'	44'	12'								
LAP 30	33	21	19	28	23	18	42	29	20	41	15	40	8	31	9	5	7	24	1	17	26	25	36	37	35'	16'	34'	2'	44'	12'									
LAP 31	33	21	19	28	23	18	42	29	20	41	40	8	15	31	9	5	7	24	1	17	26	25	36	37	35'	16'	34'	2'	44'	12'									
LAP 32	33	21	19	28	23	18	42	20	29	41	40	8	15	31	9	5	7	24	1	17	26	37	25	.36	35'	16'	34'	2'	44'	12'									
LAP 33	33	21	19	28	23	18	20	42	29	41	40	8	15	31	9	5	7	24	1	17	26	37	25	36'	35'	16'	34'	2'	44'	12'									
LAP 34	33	21	19	28	23	18	42	20	29	40	41	8	15	9	31	7	5	24	1	17	26	37	25	36'	35'	16'	34'	2'	44'	12'									
LAP 35	33	21	19	28	23	18	20	42	29	40	41	8	15	9	7	5	31	24	1	17	26	37	25	36'	16'	35'	34'	2'	44'	12'									
LAP 36	33	21	19	28	23	18	20	42	29	40	41	8	15	9	7	5	31	24	1	17	37	26	25	36'	16'	35'	34'	2'	44'	12'									
LAP 37	33	21	19	28	23	18	20	42	29	40	41	8	15	9	7	5	31	24	1	17	37	26	25	36'	16'	35'	34'	2'	44'	12'									

. - PIT STOP ' - LAP BEHIND



ADAC GT Masters

Lap chart Rennen 2

Provisional

**ADAC Masters
Weekend**

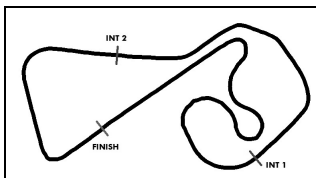


Sachsenring, Length: 3645 m

Sunday 10.6.2012 12:30

POS	1	2	3	4	5	6	7	8	9	10	11	12	13	14	15	16	17	18	19	20	21	22	23	24	25	26	27	28	29	30	31	32	33	34	35	36	37	38	39			
LAP 38	33	21	19	28	23	18	20	42	29	40	41	8	15	9	7	5	31	24	1	17	37	26	25'	36'	16'	35'	34'	2'	44'	12'												
LAP 39	33	21	19	28	18	20	42	29	40	41	8	15	9	7	5	31	24	1	17	37	26	25'	36'	16'	35'	34'	2'	.23'	44'	12'												
LAP 40	33	21	19	28	18	20	42	40	29	41	8	15	9	7	5	31	24	1	17	37	26	25'	36'	16'	35'	34'	2'	44'	.12'													
LAP 41	33	21	19	28	18	20	40	42	29	41	8	15	9	7	5	31	24	1	17	37	26	25'	36'	16'	35'	34'	2'	.44'														
LAP 42	33	21	19	28	18	20	40	42	29	41	8	15	9	7	5	31	1	24	17	37	26	25'	36'	16'	35'	34'	.2'															
LAP 43	33	21	19	28	18	20	40	42	41	8	29	15	9	7	5	31	1	24	17	37	.26	.25	.36																			

. - PIT STOP ' - LAP BEHIND



ADAC GT Masters

Lap analysis Rennen 2



Provisional

Sachsenring, Length: 3645 m

Air temperature: 20.3°C

Track temperature: 26.9°C

Weather condition: Dry



Reg. Nr.: 186/2012

Sunday 10.6.2012 12:30

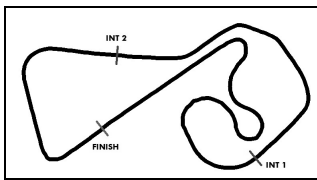
**ADAC Masters
Weekend**

Lap	Time	SE1	SP1	SE2	SP2	SE3	SP3	Lap	Time	SE1	SP1	SE2	SP2	SE3	SP3
1 Dino Lunardi, FRA/ Maxime Martin, BEL								theoretical besttime: 1:22.017							
1	1:24.838	43.079		19.182		22.577	162	23	1:26.278	42.351		18.690		25.237	
2	1:25.376	43.947		19.066		22.363	168	24	2:32.718	1:51.643		19.234		21.841	170
3	1:24.109	42.959		18.974		22.176	168	25	1:23.175	42.672		18.834		21.669	170
4	1:23.589	42.600		18.962		22.027	169	26	1:24.621	42.745		19.216		22.660	170
5	1:23.632	42.630		18.997		22.005	169	27	1:23.841	42.948		19.033		21.860	170
6	1:23.017	42.320		18.766		21.931	169	28	1:24.585	43.096		19.243		22.246	171
7	1:22.765	42.354		18.608		21.803	170	29	1:25.048	43.573		19.247		22.228	171
8	1:22.882	42.346		18.636		21.900	169	30	1:23.923	43.492		18.693		21.738	170
9	1:22.988	42.473		18.630		21.885	170	31	1:23.077	42.590		18.757		21.730	172
10	1:23.253	42.620		18.741		21.892	170	32	1:23.205	42.622		18.691		21.892	170
11	1:23.260	42.608		18.784		21.868	169	33	1:23.273	42.895		18.635		21.743	171
12	1:23.587	43.007		18.744		21.836	170	34	1:22.859	42.557		18.652		21.650	171
13	1:46.656	43.289		23.098		40.269		35	1:22.979	42.604		18.629		21.746	170
14	2:02.635	1:22.183		18.718		21.734	170	36	1:23.411	42.765		18.814		21.832	171
15	1:22.632	42.452		18.516		21.664	169	37	1:22.579	42.352		18.644		21.583	171
16	1:22.929	42.370		18.979		21.580	171	38	1:22.593	42.462		18.526		21.605	171
17	1:22.367	42.271		18.474		21.622	169	39	1:24.122	43.268		18.949		21.905	171
18	1:22.424	42.251		18.379		21.794	170	40	1:22.830	42.481		18.645		21.704	171
19	1:22.021	42.072		18.383		21.566	170	41	1:24.089	42.769		18.915		22.405	170
20	1:23.577	43.050		18.824		21.703	170	42	1:26.982	44.654		19.449		22.879	169
21	1:22.956	42.259		18.769		21.928	170	43	1:23.879	43.230		18.827		21.822	170
22	1:23.065	42.423		18.763		21.879	169								

2 Johannes Leidinger, GER/ Florian Spengler, GER								theoretical besttime: 1:22.795							
1	1:40.487	49.243		20.117		31.127		22	1:27.649	42.828		18.584		26.237	
2	3:28.673	2:47.635		18.876		22.162	166	23	2:37.519	1:54.814		19.540		23.165	172
3	1:24.858	43.723		19.151		21.984	172	24	1:25.391	43.433		19.888		22.070	172
4	1:23.232	42.955		18.494		21.783	172	25	1:24.236	43.257		18.946		22.033	166
5	1:23.055	42.553		18.573		21.929	166	26	1:23.663	43.017		18.825		21.821	167
6	1:24.094	43.120		19.117		21.857	174	27	1:24.094	43.285		18.824		21.985	166
7	1:23.484	42.968		18.619		21.897	173	28	1:24.193	43.228		18.945		22.020	167
8	1:23.638	42.708		18.838		22.092	171	29	1:23.894	43.165		18.826		21.903	167
9	1:23.997	43.143		18.995		21.859	165	30	1:24.026	43.453		18.708		21.865	174
10	1:23.974	43.045		18.863		22.066	167	31	1:24.151	43.134		19.007		22.010	167
11	1:23.381	42.968		18.600		21.813	167	32	1:23.386	42.845		18.677		21.864	175
12	1:23.308	42.820		18.651		21.837	165	33	1:24.214	43.075		18.789		22.350	167
13	1:23.773	43.104		18.741		21.928	164	34	1:23.274	42.918		18.608		21.748	173
14	1:23.309	42.970		18.546		21.793	165	35	1:23.340	42.934		18.617		21.789	174
15	1:25.917	43.724		20.293		21.900	166	36	1:23.731	43.031		18.756		21.944	173
16	1:24.244	43.245		18.698		22.301	166	37	1:24.370	43.060		18.927		22.383	174
17	1:23.869	43.095		18.719		22.055	167	38	1:26.135	43.700		19.277		23.158	173
18	1:23.320	42.871		18.499		21.950	166	39	1:24.702	43.185		19.158		22.359	166
19	1:23.527	42.876		18.533		22.118	166	40	1:25.786	43.836		19.219		22.731	173
20	1:24.076	42.990		18.867		22.219	167	41	1:30.274	48.678		19.720		21.876	174
21	1:24.482	43.047		19.064		22.371	167								

4 Florian Stoll, GER/ Daniel Dobitsch, AUT								theoretical besttime: 1:23.814							
1	1:30.201	47.774		19.635		22.792	167	5	1:24.572	43.108		19.300		22.164	171
2	1:25.593	44.079		19.306		22.208	168	6	1:23.814	42.734		19.123		21.957	169
3	1:25.215	43.739		19.306		22.170	167	7	1:33.612	46.374		20.482		26.756	
4	1:24.929	43.460		19.389		22.080	168								

5 Maximilian Götz, GER/ Sebastian Asch, GER								theoretical besttime: 1:23.059							
1	1:30.973	48.209		19.776		22.988	168	23	1:23.389	42.494		18.860		22.035	167
2	1:26.165	44.507		19.318		22.340	166	24	1:23.488	42.656		18.857		21.975	167
3	1:25.403	43.669		19.093		22.641	166	25	1:23.878	42.955		19.006		21.917	168
4	1:25.163	43.787		19.110		22.266	167	26	1:24.032	42.957		18.996		22.079	168
5	1:24.458	43.191		19.042		22.225	157	27	1:23.913	42.902		18.957		22.054	166
6	1:24.396	43.355		19.023		22.018	166	28	1:24.400	43.075		19.195		22.130	167
7	1:24.528	43.559		19.088		21.881	167	29	1:23.814	42.884		19.003		21.927	167
8	1:24.575	42.868		19.394		22.313	166	30	1:24.568	43.479		18.981		22.108	167



ADAC GT Masters

Lap analysis Rennen 2



Provisional

Sachsenring, Length: 3645 m

Air temperature: 20.3°C

Track temperature: 26.9°C

Weather condition: Dry



Reg. Nr.: 186/2012

Sunday 10.6.2012 12:30

**ADAC Masters
Weekend**

Lap	Time	SE1	SP1	SE2	SP2	SE3	SP3	Lap	Time	SE1	SP1	SE2	SP2	SE3	SP3
9	1:24.990	43.840		19.224		21.926	168	31	1:23.765	42.939		18.896		21.930	169
10	1:24.988	43.650		19.231		22.107	167	32	1:23.481	42.686		18.895		21.900	168
11	1:24.719	43.024		19.383		22.312	166	33	1:24.274	43.309		18.976		21.989	167
12	1:25.122	43.591		19.234		22.297	167	34	1:25.307	43.808		19.239		22.260	169
13	1:26.276	45.119		19.186		21.971	168	35	1:24.416	42.978		19.359		22.079	169
14	1:24.304	43.398		18.988		21.918	166	36	1:23.681	42.720		18.906		22.055	169
15	1:24.246	43.176		19.225		21.845	168	37	1:24.401	43.233		19.075		22.093	167
16	1:24.347	43.438		19.069		21.840	168	38	1:25.607	44.303		19.358		21.946	167
17	1:24.131	43.384		18.864		21.883	169	39	1:24.711	42.667		18.851		23.193	164
18	1:28.305	42.854		18.977		26.474		40	1:23.663	42.773		18.837		22.053	167
19	2:34.732	1:52.855		19.317		22.560	166	41	1:24.028	42.822		19.054		22.152	168
20	1:24.082	43.201		19.153		21.728	167	42	1:23.926	42.988		18.982		21.956	168
21	1:24.037	42.945		18.926		22.166	169	43	1:24.690	42.902		19.357		22.431	162
22	1:23.495	42.587		18.887		22.021	168								

7 Christiaan Frankenhou, NED/ Kenneth Heyer, GER

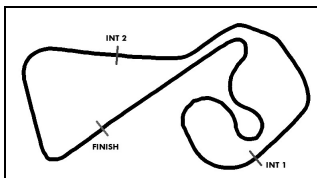
theoretical besttime: 1:22.980

1	1:42.945	48.439		32.078		22.428	166	23	1:23.524	42.755		18.893		21.876	170
2	1:26.426	44.302		19.901		22.223	167	24	1:24.282	42.864		19.085		22.333	168
3	1:24.876	43.198		19.422		22.256	166	25	1:25.068	43.486		19.368		22.214	170
4	1:26.350	44.277		19.729		22.344	168	26	1:23.321	42.777		18.721		21.823	171
5	1:23.895	42.895		18.927		22.073	167	27	1:23.172	42.738		18.674		21.760	171
6	1:24.407	42.781		19.328		22.298	165	28	1:23.215	42.677		18.651		21.887	170
7	1:25.400	43.587		19.655		22.158	166	29	1:23.464	42.804		18.695		21.965	171
8	1:23.718	42.864		18.883		21.971	169	30	1:23.249	42.718		18.745		21.786	169
9	1:24.265	42.850		19.343		22.072	168	31	1:23.898	43.125		18.975		21.798	171
10	1:23.947	42.950		19.012		21.985	168	32	1:23.451	42.834		18.827		21.790	169
11	1:23.808	42.859		19.008		21.941	169	33	1:23.856	43.097		18.901		21.858	170
12	1:23.638	42.608		19.069		21.961	167	34	1:24.465	43.228		19.130		22.107	172
13	1:24.122	43.061		19.103		21.958	167	35	1:23.891	42.843		19.022		22.026	167
14	1:24.276	43.024		19.088		22.164	168	36	1:24.284	42.988		19.100		22.196	168
15	1:24.431	43.296		19.016		22.119	167	37	1:24.508	43.270		18.985		22.253	171
16	1:25.159	43.942		19.150		22.067	167	38	1:24.654	43.992		18.904		21.758	170
17	1:24.868	43.142		19.181		22.545	166	39	1:25.314	42.937		19.433		22.944	169
18	1:27.094	43.490		19.180		24.424		40	1:23.539	42.900		18.760		21.879	172
19	2:32.024	1:51.224		18.815		21.985	171	41	1:24.395	43.251		19.120		22.024	170
20	1:23.118	42.617		18.780		21.721	170	42	1:23.816	43.170		18.767		21.879	170
21	1:24.170	42.798		19.355		22.017	171	43	1:24.773	43.220		19.137		22.416	170
22	1:23.248	42.831		18.674		21.743	170								

8 Hari Proczyk, AUT/ Dominik Baumann, AUT

theoretical besttime: 1:23.069

1	1:31.908	48.933		20.190		22.785	168	23	1:23.547	42.766		18.916		21.865	170
2	1:26.547	44.893		19.432		22.222	171	24	1:24.089	42.870		19.041		22.178	169
3	1:24.899	43.463		19.198		22.238	173	25	1:23.824	42.930		18.966		21.928	170
4	1:25.736	44.697		19.068		21.971	172	26	1:23.337	42.641		18.779		21.917	172
5	1:24.221	43.065		19.072		22.084	172	27	1:23.754	42.708		19.066		21.980	172
6	1:24.174	43.073		19.098		22.003	170	28	1:23.879	42.683		18.877		22.319	171
7	1:24.693	43.427		19.250		22.016	172	29	1:23.456	42.638		18.856		21.962	170
8	1:24.081	42.892		19.112		22.077	169	30	1:23.568	42.748		18.865		21.955	172
9	1:24.926	43.550		19.391		21.985	170	31	1:23.821	43.020		18.951		21.850	171
10	1:24.840	43.398		19.296		22.146	171	32	1:23.634	43.029		18.757		21.848	170
11	1:24.592	43.096		19.238		22.258	168	33	1:23.863	42.857		18.842		22.164	171
12	1:25.044	43.738		19.236		22.070	170	34	1:23.684	42.832		18.884		21.968	171
13	1:23.947	43.182		18.774		21.991	172	35	1:26.091	44.268		19.509		22.314	172
14	1:23.732	43.003		18.870		21.859	170	36	1:24.438	43.811		18.698		21.929	171
15	1:23.875	43.279		18.802		21.794	171	37	1:23.307	42.631		18.743		21.933	171
16	1:23.678	42.897		18.973		21.808	171	38	1:23.168	42.674		18.754		21.740	172
17	1:23.695	42.901		18.792		22.002	171	39	1:23.681	42.735		18.808		22.138	171
18	1:24.837	43.146		19.384		22.307	169	40	1:23.740	42.907		18.857		21.976	173
19	1:23.483	42.941		18.768		21.774	171	41	1:23.931	42.805		19.091		22.035	171
20	1:27.363	43.481		19.028		24.854		42	1:23.958	43.045		18.857		22.056	172
21	2:33.928	1:52.073		19.387		22.468	171	43	1:24.385	42.872		19.471		22.042	171
22	1:24.141	42.857		19.166		22.118	172								



ADAC GT Masters

Lap analysis Rennen 2

Provisional



Sachsenring, Length: 3645 m

Air temperature: 20.3°C

Track temperature: 26.9°C

Weather condition: Dry



Reg. Nr.: 186/2012

Sunday 10.6.2012 12:30

**ADAC Masters
Weekend**

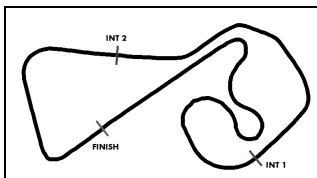
Lap	Time	SE1	SP1	SE2	SP2	SE3	SP3	Lap	Time	SE1	SP1	SE2	SP2	SE3	SP3
-----	------	-----	-----	-----	-----	-----	-----	-----	------	-----	-----	-----	-----	-----	-----

9 Andreas Simonsen, GER/ Maximilian Buhk, GER								theoretical besttime: 1:23.104							
1	1:32.701	49.688		20.453		22.560	166	23	1:23.489	42.775		18.849		21.865	167
2	1:26.052	44.333		19.422		22.297	169	24	1:25.197	42.745		19.818		22.634	167
3	1:25.023	43.663		19.333		22.027	173	25	1:23.711	42.984		18.775		21.952	167
4	1:25.685	44.595		19.099		21.991	171	26	1:23.932	42.841		18.949		22.142	162
5	1:24.179	43.079		19.063		22.037	170	27	1:24.650	43.760		18.853		22.037	167
6	1:24.174	43.085		19.084		22.005	169	28	1:24.457	43.561		18.924		21.972	167
7	1:24.725	43.440		19.272		22.013	171	29	1:23.995	43.018		18.854		22.123	169
8	1:24.074	42.918		19.027		22.129	170	30	1:24.493	43.611		18.771		22.111	168
9	1:24.982	43.454		19.418		22.110	169	31	1:23.654	42.894		18.788		21.972	168
10	1:24.785	43.202		19.370		22.213	169	32	1:23.744	42.968		18.826		21.950	169
11	1:24.784	43.081		19.200		22.503	169	33	1:24.232	43.398		18.833		22.001	168
12	1:25.049	43.785		19.259		22.005	169	34	1:24.532	43.464		19.006		22.062	168
13	1:24.491	43.727		18.830		21.934	170	35	1:24.232	42.868		19.085		22.279	167
14	1:23.378	42.840		18.651		21.887	169	36	1:24.464	42.802		19.341		22.321	166
15	1:23.967	43.256		18.912		21.799	170	37	1:24.274	42.685		19.389		22.200	170
16	1:23.699	42.981		18.880		21.838	169	38	1:24.547	43.542		19.068		21.937	168
17	1:23.840	43.123		18.872		21.845	169	39	1:25.231	42.948		19.538		22.745	169
18	1:25.504	43.027		20.125		22.352	168	40	1:23.842	42.673		19.016		22.153	169
19	1:26.554	42.654		18.705		25.195		41	1:24.392	43.086		19.180		22.126	168
20	2:33.794	1:52.699		19.027		22.068	168	42	1:23.894	42.883		18.872		22.139	167
21	1:24.982	43.619		19.325		22.038	167	43	1:24.780	42.970		19.395		22.415	167
22	1:24.001	42.966		18.854		22.181	168								

10 Lance David Arnold, GER/ Alexandros Margaritis, GRE								theoretical besttime: 1:27.341							
1	1:33.298	49.050		20.826		23.422	163	2	1:27.341	45.081		19.811		22.449	161

11 David Mengesdorf, GER/ Raffael Bader, SUI								theoretical besttime: 1:24.001							
1	1:33.789	49.887		21.500		22.402	170	11	1:24.348	43.119		19.087		22.142	171
2	1:27.018	45.052		19.597		22.369	168	12	1:24.180	43.170		19.006		22.004	169
3	1:24.955	43.596		19.241		22.118	173	13	1:24.832	43.557		19.113		22.162	164
4	1:25.625	44.347		19.244		22.034	170	14	1:24.436	43.314		19.047		22.075	169
5	1:25.707	43.395		19.889		22.423	172	15	1:24.672	43.606		19.009		22.057	169
6	1:24.395	43.341		19.028		22.026	171	16	1:25.468	43.279		19.209		22.980	166
7	1:24.731	43.556		19.225		21.950	169	17	1:28.731	44.019		20.690		24.022	164
8	1:24.230	43.045		19.131		22.054	170	18	1:32.108	45.904		19.969		26.235	
9	1:24.617	43.239		19.185		22.193	169	19	2:47.868	1:56.310		21.917		29.641	
10	1:24.388	43.310		19.118		21.960	170								

12 Oleg Petrishin, RUS/ Korbinian Baier, GER								theoretical besttime: 1:26.350							
1	1:41.331	55.513		22.037		23.781	164	21	2:57.312	2:11.466		21.767		24.079	165
2	1:33.191	48.123		21.550		23.518	164	22	1:29.961	46.501		20.258		23.202	163
3	1:31.050	46.409		21.308		23.333	166	23	1:30.966	46.450		20.368		24.148	164
4	1:30.868	46.500		21.223		23.145	165	24	1:30.486	46.090		21.385		23.011	165
5	1:30.507	46.006		21.294		23.207	165	25	1:27.934	44.663		19.601		23.670	166
6	1:29.814	45.526		20.895		23.393	164	26	1:27.455	44.358		19.771		23.326	164
7	1:31.664	46.048		22.434		23.182	158	27	1:29.767	47.099		19.897		22.771	168
8	1:29.627	45.635		20.783		23.209	166	28	1:27.034	44.665		19.558		22.811	165
9	1:29.143	45.364		20.792		22.987	165	29	1:27.055	44.474		20.068		22.513	165
10	1:28.418	44.993		20.719		22.706	166	30	1:27.355	44.450		19.818		23.087	166
11	1:45.334	53.071		27.195		25.068	162	31	1:26.566	44.432		19.618		22.516	167
12	1:43.267	54.349		24.521		24.397	164	32	1:27.078	44.779		19.742		22.557	165
13	1:31.939	46.936		21.479		23.524	163	33	1:28.007	45.392		19.895		22.720	166
14	1:33.397	48.369		21.503		23.525	164	34	1:27.509	44.744		19.664		23.101	165
15	1:34.000	45.930		24.101		23.969	164	35	1:27.910	45.740		19.615		22.555	167
16	1:31.669	46.662		21.620		23.387	166	36	1:27.060	44.641		19.525		22.894	168
17	1:34.719	46.173		21.166		27.380	149	37	1:27.396	44.620		20.089		22.687	168
18	1:48.703	53.744		27.717		27.242	151	38	1:26.719	44.312		19.824		22.583	167
19	1:45.475	54.549		25.826		25.100	161	39	1:28.340	44.746		19.949		23.645	165
20	1:40.729	47.986		24.097		28.646		40	2:12.898	58.585		32.693		41.620	



ADAC GT Masters

Lap analysis Rennen 2



Provisional

Sachsenring, Length: 3645 m

Air temperature: 20.3°C

Track temperature: 26.9°C

Weather condition: Dry



Reg. Nr.: 186/2012

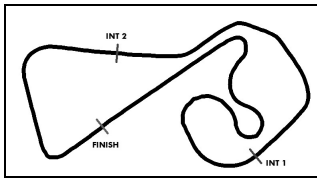
Sunday 10.6.2012 12:30

**ADAC Masters
Weekend**

Lap	Time	SE1	SP1	SE2	SP2	SE3	SP3	Lap	Time	SE1	SP1	SE2	SP2	SE3	SP3
15 Swen Dolenc, GER/ Martin Ragginger, AUT								theoretical besttime: 1:23.183							
1	1:29.316	47.578		19.334		22.404	171	23	1:23.737	42.904		18.984		21.849	173
2	1:25.546	44.128		19.328		22.090	172	24	1:27.500	42.878		19.022		25.600	
3	1:24.753	43.592		19.125		22.036	172	25	2:33.380	1:52.046		19.332		22.002	171
4	1:24.886	43.749		19.206		21.931	171	26	1:24.430	43.046		19.257		22.127	172
5	1:23.977	43.026		19.061		21.890	173	27	1:24.190	43.141		19.086		21.963	172
6	1:23.827	42.936		19.100		21.791	172	28	1:26.141	44.763		19.214		22.164	172
7	1:23.415	42.626		19.031		21.758	173	29	1:24.637	43.151		19.551		21.935	173
8	1:23.311	42.698		18.915		21.698	172	30	1:24.188	43.221		19.049		21.918	173
9	1:23.693	42.891		18.962		21.840	173	31	1:35.087	53.551		19.548		21.988	173
10	1:23.840	42.837		19.161		21.842	172	32	1:24.492	43.349		19.184		21.959	173
11	1:23.556	42.833		18.942		21.781	171	33	1:24.463	43.234		19.342		21.887	173
12	1:24.227	42.872		19.541		21.814	172	34	1:24.513	43.214		19.218		22.081	173
13	1:23.709	42.820		18.918		21.971	172	35	1:24.748	43.282		19.546		21.920	171
14	1:23.505	42.856		18.917		21.732	172	36	1:24.372	43.180		19.294		21.898	173
15	1:23.660	42.909		18.905		21.846	170	37	1:24.702	43.100		19.465		22.137	174
16	1:23.990	42.899		19.249		21.842	173	38	1:24.343	43.238		19.116		21.989	173
17	1:23.866	43.098		19.023		21.745	173	39	1:24.858	43.203		19.548		22.107	173
18	1:24.299	43.559		18.992		21.748	173	40	1:24.142	43.057		19.127		21.958	173
19	1:23.371	42.689		18.923		21.759	172	41	1:24.433	43.338		19.198		21.897	174
20	1:23.992	42.946		19.175		21.871	171	42	1:23.870	42.908		18.988		21.974	174
21	1:23.444	42.775		19.017		21.652	173	43	1:24.538	43.219		19.167		22.152	176
22	1:24.492	43.144		19.274		22.074	174								

Lap	Time	SE1	SP1	SE2	SP2	SE3	SP3	Lap	Time	SE1	SP1	SE2	SP2	SE3	SP3
16 Andrina Gugger, SUI/ Otto Klohs, GER								theoretical besttime: 1:24.753							
1	1:36.061	52.376		20.762		22.923	168	23	1:24.962	43.406		19.355		22.201	174
2	1:27.736	45.092		19.872		22.772	173	24	1:24.801	43.372		19.241		22.188	173
3	1:26.212	43.946		19.741		22.525	171	25	1:26.939	43.669		20.680		22.590	173
4	1:26.529	44.027		19.768		22.734	168	26	1:28.367	44.394		21.188		22.785	173
5	1:25.936	43.808		19.560		22.568	173	27	1:27.951	44.083		21.074		22.794	173
6	1:25.832	43.816		19.525		22.491	171	28	1:25.436	43.889		19.407		22.140	173
7	1:27.134	43.987		19.699		23.448	171	29	1:26.129	43.956		19.627		22.546	173
8	1:26.502	44.433		19.610		22.459	171	30	1:25.944	44.121		19.477		22.346	173
9	1:26.155	44.109		19.719		22.327	172	31	1:26.812	44.170		19.773		22.869	173
10	1:25.982	44.080		19.603		22.299	170	32	1:29.378	44.689		21.365		23.324	173
11	1:26.102	44.060		19.540		22.502	172	33	1:26.840	44.228		19.889		22.723	174
12	1:26.024	43.952		19.693		22.379	171	34	1:27.349	44.805		19.586		22.958	174
13	1:25.403	43.631		19.540		22.232	173	35	1:26.125	44.459		19.327		22.339	173
14	1:26.114	44.133		19.672		22.309	173	36	1:25.383	43.694		19.348		22.341	173
15	1:27.020	44.675		19.792		22.553	172	37	1:25.448	43.624		19.411		22.413	173
16	1:25.611	43.786		19.459		22.366	171	38	1:28.374	44.182		19.646		24.546	167
17	1:25.759	43.982		19.439		22.338	172	39	1:26.316	44.573		19.410		22.333	172
18	1:30.951	43.886		19.985		27.080		40	1:25.598	43.663		19.563		22.372	173
19	2:43.994	2:00.808		20.509		22.677	172	41	1:25.726	43.792		19.574		22.360	173
20	1:26.074	43.898		19.530		22.646	173	42	1:26.649	43.809		20.243		22.597	173
21	1:25.996	43.722		19.305		22.969	173								
22	1:25.388	43.554		19.533		22.301	171								

Lap	Time	SE1	SP1	SE2	SP2	SE3	SP3	Lap	Time	SE1	SP1	SE2	SP2	SE3	SP3
17 Remo Lips, SUI/ Frank Schmickler, GER								theoretical besttime: 1:23.622							
1	1:35.341	51.777		20.617		22.947	165	23	2:37.381	1:55.886		19.342		22.153	171
2	1:27.130	44.837		19.960		22.333	170	24	1:24.655	43.474		19.055		22.126	169
3	1:26.111	43.907		19.951		22.253	172	25	1:25.191	43.426		19.275		22.490	167
4	1:25.200	43.547		19.547		22.106	172	26	1:25.849	44.058		19.508		22.283	170
5	1:24.945	43.359		19.359		22.227	172	27	1:24.882	43.239		19.123		22.520	170
6	1:24.925	43.343		19.408		22.174	168	28	1:24.913	43.433		19.231		22.249	170
7	1:25.042	43.528		19.292		22.222	171	29	1:24.781	43.316		19.307		22.158	170
8	1:24.955	43.211		19.501		22.243	173	30	1:25.774	43.995		19.438		22.341	171
9	1:24.334	43.036		19.228		22.070	172	31	1:24.268	43.108		19.034		22.126	173
10	1:24.765	43.305		19.395		22.065	173	32	1:24.302	43.225		19.032		22.045	173
11	1:24.952	43.173		19.414		22.365	171	33	1:24.104	42.995		19.142		21.967	173
12	1:24.587	43.465		19.146		21.976	172	34	1:24.038	43.144		18.942		21.952	173
13	1:24.792	43.259		19.367		22.166	172	35	1:23.972	43.249		18.786		21.937	172



ADAC GT Masters

Lap analysis Rennen 2

Provisional



Sachsenring, Length: 3645 m

Air temperature: 20.3°C

Track temperature: 26.9°C

Weather condition: Dry



Reg. Nr.: 186/2012

Sunday 10.6.2012 12:30

**ADAC Masters
Weekend**

Lap	Time	SE1	SP1	SE2	SP2	SE3	SP3	Lap	Time	SE1	SP1	SE2	SP2	SE3	SP3
14	1:24.584	43.293		19.253		22.038	171	36	1:24.254	43.357		18.864		22.033	171
15	1:24.848	43.272		19.068		22.508	167	37	1:23.933	43.099		18.993		21.841	173
16	1:24.738	43.534		19.210		21.994	170	38	1:25.242	44.189		18.864		22.189	171
17	1:25.031	43.199		19.110		22.722	168	39	1:24.853	43.592		18.985		22.276	171
18	1:24.493	43.373		19.046		22.074	171	40	1:24.416	43.390		19.072		21.954	173
19	1:24.604	43.239		19.228		22.137	171	41	1:24.199	43.187		18.938		22.074	171
20	1:24.806	43.319		19.422		22.065	171	42	1:24.351	43.440		19.029		21.882	172
21	1:26.392	43.795		19.750		22.847	170	43	1:24.639	43.510		19.021		22.108	170
22	1:31.127	43.806		20.067		27.254									

18 Toni Seiler, SUI/ Frank Kechele, GER

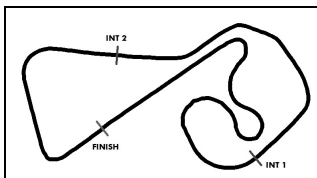
theoretical besttime: 1:22.774

1	1:26.619	45.092		19.178		22.349	171	23	1:23.423	43.065		18.580		21.778	173
2	1:25.058	44.173		18.883		22.002	172	24	1:26.956	42.743		18.630		25.583	
3	1:24.905	43.677		18.820		22.408	170	25	2:35.750	1:54.407		19.198		22.145	170
4	1:23.686	42.962		18.938		21.786	172	26	1:23.884	42.933		18.908		22.043	170
5	1:23.492	42.879		18.890		21.723	172	27	1:24.188	42.972		19.078		22.138	173
6	1:23.199	42.679		18.741		21.779	172	28	1:25.113	42.940		19.574		22.599	171
7	1:23.217	42.828		18.578		21.811	173	29	1:25.396	44.421		19.113		21.862	173
8	1:23.346	42.789		18.726		21.831	173	30	1:24.807	42.955		19.514		22.338	172
9	1:23.080	42.713		18.498		21.869	173	31	1:24.141	42.985		19.130		22.026	172
10	1:23.229	42.765		18.708		21.756	174	32	1:23.690	42.670		18.949		22.071	168
11	1:23.273	42.797		18.738		21.738	174	33	1:23.657	42.941		18.736		21.980	172
12	1:23.423	43.069		18.748		21.606	173	34	1:23.872	43.301		18.753		21.818	174
13	1:23.925	42.830		19.107		21.988	172	35	1:23.628	42.777		18.883		21.968	174
14	1:23.098	42.808		18.637		21.653	172	36	1:24.425	43.200		19.056		22.169	170
15	1:23.208	42.814		18.606		21.788	173	37	1:23.836	43.069		18.696		22.071	171
16	1:23.443	43.120		18.562		21.761	173	38	1:23.155	42.756		18.623		21.776	174
17	1:23.473	42.994		18.646		21.833	173	39	1:23.319	42.758		18.649		21.912	174
18	1:23.393	43.039		18.676		21.678	173	40	1:23.708	43.004		18.812		21.892	173
19	1:23.353	42.995		18.527		21.831	173	41	1:24.315	42.899		19.189		22.227	174
20	1:23.526	43.349		18.545		21.632	174	42	1:24.793	43.174		19.282		22.337	174
21	1:23.277	42.908		18.646		21.723	174	43	1:24.071	43.362		18.902		21.807	173
22	1:23.599	43.042		18.667		21.890	175								

19 Abdulaziz Al Faisal, KSA/ Mirko Bortolotti, ITA

theoretical besttime: 1:22.574

1	1:25.971	44.463		19.184		22.324	166	23	1:23.198	42.934		18.436		21.828	167
2	1:25.155	43.858		19.020		22.277	169	24	1:25.947	42.619		18.638		24.690	
3	1:24.380	43.384		18.769		22.227	176	25	2:33.739	1:52.436		19.011		22.292	165
4	1:23.664	42.921		18.766		21.977	171	26	1:24.546	43.501		18.954		22.091	168
5	1:23.562	42.885		18.794		21.883	169	27	1:24.521	42.946		19.431		22.144	165
6	1:22.909	42.572		18.503		21.834	174	28	1:24.157	43.284		18.787		22.086	167
7	1:22.957	42.554		18.523		21.880	167	29	1:24.633	42.885		19.265		22.483	167
8	1:23.250	42.609		18.674		21.967	169	30	1:23.438	42.621		18.804		22.013	163
9	1:23.306	42.606		18.566		22.134	164	31	1:23.367	42.607		18.874		21.886	168
10	1:23.449	43.031		18.530		21.888	166	32	1:24.181	43.229		18.802		22.150	167
11	1:23.020	42.729		18.458		21.833	167	33	1:23.449	42.662		18.690		22.097	164
12	1:23.160	42.774		18.553		21.833	167	34	1:23.376	42.521		18.811		22.044	165
13	1:23.894	42.708		19.239		21.947	164	35	1:23.178	42.644		18.712		21.822	166
14	1:23.200	42.717		18.629		21.854	165	36	1:22.847	42.401		18.606		21.840	168
15	1:23.456	42.697		18.585		22.174	170	37	1:23.129	42.688		18.643		21.798	167
16	1:24.118	43.675		18.584		21.859	168	38	1:23.000	42.344		18.627		22.029	166
17	1:23.488	42.985		18.659		21.844	168	39	1:23.408	42.868		18.623		21.917	163
18	1:23.319	42.958		18.533		21.828	168	40	1:23.763	43.094		18.837		21.832	166
19	1:23.619	42.905		18.565		22.149	165	41	1:23.443	42.763		18.549		22.131	165
20	1:23.275	43.015		18.450		21.810	166	42	1:23.670	43.009		18.653		22.008	170
21	1:23.432	42.871		18.767		21.794	162	43	1:23.580	43.024		18.743		21.813	171
22	1:23.194	42.741		18.436		22.017	166								



ADAC GT Masters

Lap analysis Rennen 2

Provisional



Sachsenring, Length: 3645 m

Air temperature: 20.3°C

Track temperature: 26.9°C

Weather condition: Dry

DMSB Reg. Nr.: 186/2012
Deutscher Motor Sport Bund e.V.

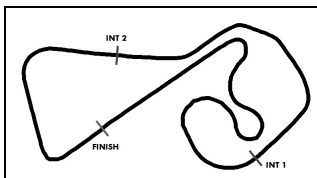
Sunday 10.6.2012 12:30

**ADAC Masters
Weekend**

Lap	Time	SE1	SP1	SE2	SP2	SE3	SP3	Lap	Time	SE1	SP1	SE2	SP2	SE3	SP3
20 Dominik Schwager, GER/ Claudia Hürtgen, GER								theoretical besttime: 1:22.353							
1	1:24.789	43.338		19.129		22.322	163	23	1:22.778	42.495		18.583		21.700	168
2	1:23.635	43.072		18.758		21.805	163	24	1:23.024	42.570		18.691		21.763	163
3	1:23.756	42.629		19.067		22.060	155	25	1:24.737	43.229		19.367		22.141	166
4	1:23.840	43.424		18.735		21.681	172	26	1:24.402	42.793		19.333		22.276	168
5	1:24.108	43.214		19.064		21.830	170	27	1:24.234	42.990		19.159		22.085	169
6	1:22.883	42.443		18.644		21.796	167	28	1:23.509	42.975		18.712		21.822	168
7	1:22.866	42.343		18.807		21.716	169	29	1:22.812	42.411		18.751		21.650	170
8	1:23.006	42.472		18.756		21.778	167	30	1:24.084	42.758		19.256		22.070	166
9	1:23.373	42.555		18.746		22.072	170	31	1:24.682	43.538		19.130		22.014	169
10	1:23.235	42.659		18.715		21.861	169	32	1:25.174	43.467		19.011		22.696	167
11	1:23.115	42.524		18.705		21.886	167	33	1:25.589	44.049		19.343		22.197	165
12	1:23.216	42.704		18.656		21.856	169	34	1:25.830	44.544		18.878		22.408	168
13	1:26.195	42.539		18.729		24.927		35	1:22.856	42.581		18.448		21.827	168
14	1:38.770	58.134		18.888		21.748	165	36	1:22.732	42.459		18.473		21.800	167
15	1:22.713	42.406		18.555		21.752	162	37	1:22.893	42.449		18.656		21.788	165
16	1:23.118	42.640		18.718		21.760	169	38	1:22.581	42.255		18.517		21.809	167
17	1:23.877	43.022		18.929		21.926	165	39	1:24.190	42.899		19.159		22.132	167
18	1:26.096	42.690		18.669		24.737		40	1:25.872	43.131		19.136		23.605	170
19	2:35.128	1:54.218		19.106		21.804	169	41	1:23.112	42.549		18.666		21.897	170
20	1:23.200	42.636		18.672		21.892	166	42	1:22.709	42.422		18.570		21.717	170
21	1:23.275	42.721		18.588		21.966	167	43	1:22.838	42.572		18.584		21.682	167
22	1:22.982	42.587		18.634		21.761	169								

Lap	Time	SE1	SP1	SE2	SP2	SE3	SP3	Lap	Time	SE1	SP1	SE2	SP2	SE3	SP3
21 Edward Sandström, SWE/ Christopher Mies, GER								theoretical besttime: 1:22.501							
1	1:25.577	44.021		19.113		22.443	165	23	1:23.700	42.797		18.731		22.172	167
2	1:24.803	43.466		19.192		22.145	168	24	1:25.082	42.870		20.067		22.145	169
3	1:24.113	43.256		18.994		21.863	170	25	1:23.546	42.770		18.797		21.979	169
4	1:23.695	42.870		19.004		21.821	168	26	1:23.691	42.857		18.741		22.093	166
5	1:23.668	42.890		18.911		21.867	168	27	1:24.493	43.145		19.348		22.000	168
6	1:23.042	42.534		18.678		21.830	169	28	1:23.915	42.922		18.866		22.127	166
7	1:23.219	42.520		18.868		21.831	168	29	1:24.791	43.270		19.163		22.358	168
8	1:23.322	42.574		18.791		21.957	169	30	1:23.326	42.807		18.703		21.816	169
9	1:23.119	42.600		18.627		21.892	168	31	1:23.581	42.834		18.746		22.001	167
10	1:23.215	42.517		18.853		21.845	170	32	1:23.853	43.313		18.750		21.790	168
11	1:23.044	42.395		18.817		21.832	168	33	1:23.487	42.809		18.772		21.906	169
12	1:23.346	42.694		18.764		21.888	168	34	1:23.056	42.558		18.675		21.823	168
13	1:23.903	42.661		19.309		21.933	168	35	1:23.062	42.619		18.616		21.827	170
14	1:23.275	42.629		18.799		21.847	167	36	1:22.820	42.277		18.512		22.031	162
15	1:23.723	42.700		18.858		22.165	166	37	1:23.260	42.891		18.523		21.846	170
16	1:23.452	42.737		18.785		21.930	167	38	1:23.341	42.604		18.769		21.968	168
17	1:23.504	42.889		18.743		21.872	169	39	1:23.904	43.175		18.670		22.059	168
18	1:22.985	42.543		18.730		21.712	169	40	1:23.575	42.931		18.704		21.940	170
19	1:23.166	42.654		18.694		21.818	167	41	1:23.670	42.773		18.608		22.289	166
20	1:23.025	42.458		18.669		21.898	167	42	1:23.522	42.934		18.678		21.910	169
21	1:26.559	42.632		18.731		25.196		43	1:23.766	43.041		18.744		21.981	170
22	2:32.941	1:51.764		19.122		22.055	170								

Lap	Time	SE1	SP1	SE2	SP2	SE3	SP3	Lap	Time	SE1	SP1	SE2	SP2	SE3	SP3
22 Carsten Tilke, GER/ Christian Abt, GER								theoretical besttime: 1:23.498							
1	1:33.534	50.477		20.780		22.277	166	10	1:24.746	43.282		19.323		22.141	167
2	1:26.315	44.950		19.234		22.131	168	11	1:23.674	42.668		19.021		21.985	167
3	1:25.377	43.717		19.336		22.324	170	12	1:24.037	43.015		18.877		22.145	167
4	1:26.772	45.110		19.659		22.003	169	13	1:25.068	43.454		19.135		22.479	151
5	1:24.958	43.062		19.783		22.113	169	14	1:24.879	43.762		18.997		22.120	166
6	1:23.935	42.867		19.051		22.017	164	15	1:23.933	43.083		18.845		22.005	165
7	1:26.698	45.181		19.450		22.067	166	16	1:24.619	43.262		19.014		22.343	161
8	1:23.889	42.770		19.092		22.027	168	17	1:34.435	43.649		21.283		29.503	
9	1:24.524	43.077		19.161		22.286	161	18	6:54.915	5:31.741		38.005		45.169	



ADAC GT Masters

Lap analysis Rennen 2



Provisional

Sachsenring, Length: 3645 m

Air temperature: 20.3°C

Track temperature: 26.9°C

Weather condition: Dry



Reg. Nr.: 186/2012

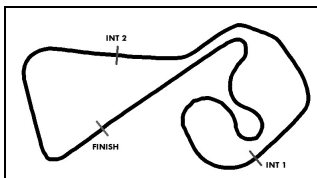
Sunday 10.6.2012 12:30

**ADAC Masters
Weekend**

Lap	Time	SE1	SP1	SE2	SP2	SE3	SP3	Lap	Time	SE1	SP1	SE2	SP2	SE3	SP3
23 Martin Matzke, CZE/ Fredrik Lestrup, SWE								theoretical besttime: 1:22.566							
1	1:27.479	45.619		19.436		22.424	165	21	1:27.005	43.179		18.661		25.165	
2	1:24.535	43.548		18.857		22.130	167	22	2:34.163	1:53.112		18.684		22.367	168
3	1:24.904	43.517		18.869		22.518	164	23	1:23.573	43.149		18.395		22.029	168
4	1:24.543	42.978		18.781		22.784	166	24	1:23.778	43.340		18.595		21.843	168
5	1:23.392	42.728		18.796		21.868	170	25	1:23.987	43.162		18.640		22.185	168
6	1:23.190	42.475		18.874		21.841	168	26	1:24.035	43.355		18.667		22.013	167
7	1:23.434	42.508		18.990		21.936	167	27	1:24.292	43.633		18.707		21.952	170
8	1:22.902	42.595		18.545		21.762	168	28	1:24.325	42.832		19.303		22.190	166
9	1:22.826	42.589		18.480		21.757	169	29	1:24.411	44.005		18.631		21.775	169
10	1:23.148	42.872		18.560		21.716	167	30	1:24.746	42.912		19.753		22.081	169
11	1:23.323	42.843		18.591		21.889	168	31	1:23.779	43.237		18.656		21.886	169
12	1:23.525	43.077		18.551		21.897	168	32	1:23.322	42.955		18.575		21.792	169
13	1:24.186	42.801		19.066		22.319	168	33	1:23.306	42.913		18.557		21.836	170
14	1:23.209	42.983		18.449		21.777	168	34	1:23.341	42.845		18.505		21.991	169
15	1:23.266	42.938		18.425		21.903	168	35	1:22.981	42.799		18.375		21.807	169
16	1:23.507	43.159		18.506		21.842	169	36	1:23.218	42.946		18.380		21.892	170
17	1:23.305	42.896		18.472		21.937	167	37	1:23.040	42.726		18.389		21.925	170
18	1:23.125	42.896		18.392		21.837	168	38	1:23.095	42.782		18.457		21.856	168
19	1:23.594	43.146		18.559		21.889	168	39	4:43.988	42.627		18.560		3:42.801	
20	1:23.428	43.020		18.454		21.954	168								

Lap	Time	SE1	SP1	SE2	SP2	SE3	SP3	Lap	Time	SE1	SP1	SE2	SP2	SE3	SP3
24 Dennis Retera, NED/ Peter Kox, NED								theoretical besttime: 1:23.045							
1	1:27.818	45.352		19.422		23.044	164	23	1:24.465	42.924		19.265		22.276	165
2	1:26.326	44.656		19.383		22.287	165	24	1:24.648	43.416		19.209		22.023	169
3	1:25.013	43.531		19.164		22.318	165	25	1:24.236	43.246		19.039		21.951	169
4	1:24.807	43.745		19.162		21.900	168	26	1:23.981	43.055		19.000		21.926	169
5	1:24.140	43.068		19.112		21.960	168	27	1:23.889	43.053		18.963		21.873	169
6	1:23.337	42.643		18.887		21.807	168	28	1:23.677	43.076		18.831		21.770	168
7	1:23.153	42.746		18.772		21.635	170	29	1:23.400	42.935		18.771		21.694	170
8	1:23.655	42.838		19.021		21.796	170	30	1:24.380	43.640		19.028		21.712	170
9	1:23.794	42.882		18.979		21.933	168	31	1:24.091	43.356		18.997		21.738	170
10	1:23.710	42.797		19.078		21.835	168	32	1:23.897	42.972		18.994		21.931	169
11	1:23.681	42.961		18.911		21.809	169	33	1:25.070	43.484		19.585		22.001	170
12	1:23.644	42.968		18.932		21.744	170	34	1:23.720	43.034		18.934		21.752	169
13	1:23.405	42.925		18.767		21.713	169	35	1:23.576	42.986		18.808		21.782	170
14	1:23.774	42.964		18.983		21.827	170	36	1:23.554	43.038		18.801		21.715	170
15	1:23.731	43.098		18.882		21.751	169	37	1:23.574	42.976		18.817		21.781	170
16	1:23.655	42.917		18.919		21.819	170	38	1:23.899	43.427		18.794		21.678	170
17	1:23.753	42.899		18.882		21.972	157	39	1:23.543	42.893		18.788		21.862	170
18	1:50.609	50.191		30.696		29.722		40	1:24.808	43.148		18.976		22.684	172
19	2:37.075	1:55.454		19.515		22.106	167	41	1:27.455	45.732		19.362		22.361	165
20	1:24.822	43.571		19.102		22.149	169	42	1:27.561	44.832		20.196		22.533	170
21	1:25.860	43.976		19.885		21.999	168	43	1:27.404	44.935		19.728		22.741	167
22	1:23.770	43.072		19.007		21.691	169								

Lap	Time	SE1	SP1	SE2	SP2	SE3	SP3	Lap	Time	SE1	SP1	SE2	SP2	SE3	SP3
25 Georg Engelhardt, GER/ Marco Seefried, GER								theoretical besttime: 1:23.641							
1	1:30.555	47.894		19.864		22.797	171	23	2:41.043	1:56.245		20.722		24.076	168
2	1:26.114	44.435		19.524		22.155	169	24	1:27.837	44.801		19.838		23.198	168
3	1:25.357	43.687		19.203		22.467	173	25	1:27.902	44.244		20.145		23.513	168
4	1:24.635	43.428		19.079		22.128	170	26	1:27.309	44.182		19.705		23.422	167
5	1:24.229	42.936		19.120		22.173	170	27	1:26.178	44.096		19.391		22.691	170
6	1:24.193	42.824		19.156		22.213	168	28	1:25.539	43.746		19.383		22.410	168
7	1:24.485	43.445		18.959		22.081	174	29	1:25.697	43.619		19.405		22.673	169
8	1:25.831	43.772		19.780		22.279	168	30	1:25.788	43.714		19.620		22.454	173
9	1:24.444	42.972		19.336		22.136	174	31	1:25.817	43.911		19.459		22.447	167
10	1:24.827	43.668		19.079		22.080	170	32	1:27.238	44.905		19.613		22.720	170
11	1:25.347	43.488		19.280		22.579	171	33	1:25.248	43.569		19.331		22.348	171
12	1:25.493	43.668		19.236		22.589	164	34	1:26.637	43.738		19.494		23.405	174
13	1:25.820	44.821		19.120		21.879	174	35	1:26.239	44.386		19.306		22.547	169
14	1:24.308	43.436		18.979		21.893	170	36	1:26.272	43.981		19.539		22.752	173
15	1:24.354	43.323		19.014		22.017	168	37	1:25.829	43.890		19.389		22.550	172



ADAC GT Masters

Lap analysis Rennen 2

Provisional



Sachsenring, Length: 3645 m

Air temperature: 20.3°C

Track temperature: 26.9°C

Weather condition: Dry



Reg. Nr.: 186/2012

Sunday 10.6.2012 12:30



Lap	Time	SE1	SP1	SE2	SP2	SE3	SP3	Lap	Time	SE1	SP1	SE2	SP2	SE3	SP3
16	1:24.360	43.488		18.938		21.934	173	38	1:29.021	46.556		19.828		22.637	166
17	1:25.518	43.913		19.420		22.185	168	39	1:27.659	45.315		19.482		22.862	170
18	1:24.956	43.586		19.177		22.193	169	40	1:25.787	43.730		19.514		22.543	170
19	1:24.174	43.275		18.944		21.955	171	41	1:25.664	44.091		19.369		22.204	171
20	1:24.754	43.688		18.986		22.080	169	42	1:26.302	44.571		19.553		22.178	174
21	1:24.524	43.140		19.239		22.145	169								
22	1:29.445	43.615		19.373		26.457									

26 Rene Bourdeaux, GER/ Alfred Renauer, GER theoretical besttime: 1:23.824

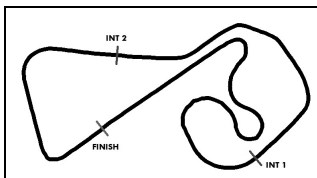
1	1:34.334	51.081		20.615		22.638	170	23	1:24.945	43.533		19.309		22.103	171
2	1:26.870	45.043		19.684		22.143	172	24	1:25.170	43.753		19.151		22.266	168
3	1:26.445	43.969		20.250		22.226	171	25	1:26.843	44.341		19.840		22.662	170
4	1:24.968	43.551		19.313		22.104	172	26	1:25.188	43.672		19.328		22.188	172
5	1:24.958	43.179		19.481		22.298	173	27	1:25.472	43.870		19.306		22.296	169
6	1:24.507	43.435		19.243		21.829	172	28	1:24.996	43.573		19.207		22.216	170
7	1:24.672	43.474		19.199		21.999	171	29	1:25.100	43.635		19.287		22.178	171
8	1:24.233	43.129		19.144		21.960	170	30	1:26.766	44.526		19.393		22.847	170
9	1:24.647	43.187		19.310		22.150	169	31	1:25.527	43.995		19.328		22.204	171
10	1:25.359	43.423		19.866		22.070	171	32	1:25.461	43.848		19.311		22.302	171
11	1:24.562	43.333		19.314		21.915	170	33	1:25.298	43.803		19.320		22.175	174
12	1:24.032	42.992		19.046		21.994	172	34	1:24.998	43.662		19.237		22.099	171
13	1:24.635	43.409		19.300		21.926	170	35	1:25.042	43.710		19.229		22.103	173
14	1:25.899	43.826		19.148		22.925	164	36	1:25.646	44.118		19.334		22.194	173
15	1:24.304	43.237		19.160		21.907	169	37	1:24.939	43.599		19.222		22.118	172
16	1:24.111	43.118		19.207		21.786	171	38	1:25.235	43.711		19.282		22.242	172
17	1:26.144	43.194		20.384		22.566	171	39	1:25.435	43.692		19.354		22.389	171
18	1:24.568	43.199		19.178		22.191	168	40	1:25.340	43.854		19.241		22.245	172
19	1:24.312	43.132		19.232		21.948	171	41	1:25.603	43.984		19.253		22.366	170
20	1:29.433	43.282		19.767		26.384		42	1:26.093	44.022		19.477		22.594	172
21	2:38.009	1:54.669		20.635		22.705	168	43	2:11.601	58.409		32.528		40.664	
22	1:25.843	44.397		19.311		22.135	171								

27 Andreas Wirth, GER/ Heinz-Harald Frentzen, GER theoretical besttime: 1:23.133

1	1:33.253	50.249		20.487		22.517	175	16	1:23.663	43.035		18.851		21.777	172
2	1:26.244	44.686		19.178		22.380	168	17	1:23.748	43.191		18.763		21.794	170
3	1:25.454	43.744		19.300		22.410	172	18	1:28.704	43.266		19.875		25.563	
4	1:25.885	44.596		19.130		22.159	170	19	2:36.822	1:55.007		19.518		22.297	171
5	1:24.787	43.529		19.267		21.991	169	20	1:23.476	42.923		18.772		21.781	173
6	1:23.279	42.789		18.730		21.760	171	21	1:23.812	42.841		18.935		22.036	166
7	1:24.404	43.191		19.247		21.966	171	22	1:23.982	42.777		19.091		22.114	184
8	1:23.647	42.820		18.803		22.024	170	23	1:23.712	42.794		19.040		21.878	179
9	1:25.049	43.368		19.492		22.189	169	24	1:23.958	42.736		19.063		22.159	180
10	1:24.818	43.346		19.086		22.386	170	25	1:23.919	43.348		18.742		21.829	180
11	1:24.001	42.956		18.994		22.051	171	26	1:23.816	42.889		18.914		22.013	180
12	1:25.110	43.787		19.219		22.104	172	27	1:23.579	42.957		18.696		21.926	173
13	1:24.207	43.626		18.746		21.835	172	28	1:23.437	42.784		18.637		22.016	172
14	1:23.548	42.875		18.751		21.922	178	29	1:23.944	42.882		18.793		22.269	173
15	1:23.952	43.394		18.763		21.795	170								

28 Diego Alessi, ITA/ Daniel Keilwitz, GER theoretical besttime: 1:22.641

1	1:23.031	42.512		18.726		21.793	173	23	1:23.451	42.798		18.827		21.826	177
2	1:24.814	44.153		18.859		21.802	173	24	1:23.793	42.845		18.829		22.119	174
3	1:23.295	42.813		18.755		21.727	173	25	1:23.894	43.073		18.884		21.937	173
4	1:24.321	43.716		18.794		21.811	172	26	1:23.629	42.918		18.945		21.766	173
5	1:23.899	43.417		18.735		21.747	176	27	1:24.219	42.790		19.370		22.059	173
6	1:23.049	42.634		18.587		21.828	173	28	1:24.957	43.423		19.516		22.018	173
7	1:22.952	42.579		18.743		21.630	175	29	1:24.711	43.276		19.237		22.198	173
8	1:23.021	42.670		18.654		21.697	174	30	1:25.751	43.854		19.941		21.956	174
9	1:23.131	42.735		18.635		21.761	176	31	1:23.882	43.263		18.802		21.817	173
10	1:23.399	42.866		18.663		21.870	173	32	1:23.273	42.770		18.848		21.655	173
11	1:23.218	42.802		18.656		21.760	172	33	1:23.143	42.557		18.887		21.699	174
12	1:23.120	42.796		18.644		21.680	175	34	1:23.333	42.631		18.767		21.935	174



ADAC GT Masters

Lap analysis Rennen 2

Provisional



Sachsenring, Length: 3645 m

Air temperature: 20.3°C

Track temperature: 26.9°C

Weather condition: Dry



Reg. Nr.: 186/2012

Sunday 10.6.2012 12:30

**ADAC Masters
Weekend**

Lap	Time	SE1	SP1	SE2	SP2	SE3	SP3	Lap	Time	SE1	SP1	SE2	SP2	SE3	SP3
13	1:23.110	42.778		18.484		21.848	175	35	1:23.180	42.704		18.709		21.767	173
14	1:23.676	42.959		18.838		21.879	175	36	1:23.029	42.542		18.609		21.878	176
15	1:24.114	43.092		19.157		21.865	174	37	1:23.289	42.739		18.788		21.762	174
16	1:23.514	43.189		18.512		21.813	173	38	1:22.963	42.670		18.678		21.615	174
17	1:23.589	43.124		18.697		21.768	175	39	1:23.269	42.652		18.792		21.825	172
18	1:23.530	42.993		18.696		21.841	174	40	1:24.571	43.697		18.844		22.030	173
19	1:27.086	42.898		18.638		25.550		41	1:23.546	43.038		18.781		21.727	175
20	2:36.045	1:55.397		18.679		21.969	169	42	1:23.330	42.885		18.727		21.718	174
21	1:24.042	43.284		18.848		21.910	171	43	1:24.332	43.233		19.121		21.978	165
22	1:24.199	43.229		18.938		22.032	170								

29 Robert Renauer, GER/ Nicolas Armindo, FRA

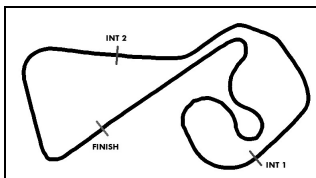
theoretical besttime: 1:22.889

1	1:27.951	46.186		19.548		22.217	170	23	1:23.599	42.835		19.016		21.748	169
2	1:26.621	44.659		19.496		22.466	165	24	1:26.855	42.843		19.030		24.982	
3	1:24.770	43.389		19.360		22.021	168	25	2:34.207	1:52.221		19.617		22.369	170
4	1:23.857	42.725		19.278		21.854	168	26	1:25.454	44.069		19.196		22.189	170
5	1:23.524	42.648		19.094		21.782	169	27	1:24.719	43.641		19.088		21.990	171
6	1:23.312	42.524		19.053		21.735	169	28	1:24.503	43.403		19.089		22.011	169
7	1:23.174	42.492		18.787		21.895	167	29	1:24.040	43.142		18.965		21.933	171
8	1:24.147	43.269		19.067		21.811	168	30	1:24.504	43.453		19.084		21.967	170
9	1:23.785	43.078		18.912		21.795	169	31	1:24.814	43.760		18.983		22.071	169
10	1:23.545	42.770		19.046		21.729	169	32	1:25.834	43.568		19.011		23.255	169
11	1:23.603	42.909		18.873		21.821	168	33	1:26.435	44.217		19.960		22.258	153
12	1:23.888	42.798		19.187		21.903	168	34	1:25.621	44.448		19.221		21.952	170
13	1:23.667	42.840		18.903		21.924	168	35	1:24.065	43.139		19.060		21.866	170
14	1:23.495	42.719		19.025		21.751	168	36	1:23.997	43.062		19.090		21.845	170
15	1:23.743	42.961		18.981		21.801	168	37	1:23.602	42.904		18.853		21.845	169
16	1:23.779	42.729		18.944		22.106	168	38	1:23.672	42.897		18.781		21.994	168
17	1:23.595	42.708		19.127		21.760	168	39	1:24.120	43.094		19.001		22.025	169
18	1:23.786	42.756		19.289		21.741	169	40	1:24.895	43.700		19.159		22.036	170
19	1:23.684	42.862		19.132		21.690	168	41	1:24.199	43.095		19.127		21.977	170
20	1:23.534	42.867		18.969		21.698	168	42	1:24.046	43.131		19.042		21.873	171
21	1:23.317	42.759		18.942		21.616	169	43	1:31.537	43.021		25.717		22.799	169
22	1:23.635	42.771		18.998		21.866	168								

31 Michael Schulze, GER/ Tobias Schulze, GER

theoretical besttime: 1:23.027

1	1:30.259	46.787		19.375		24.097	161	23	1:27.727	42.874		18.668		26.185	
2	1:26.149	44.317		19.285		22.547	167	24	2:39.595	1:57.769		19.273		22.553	168
3	1:25.285	43.497		19.256		22.532	149	25	1:25.386	43.935		19.052		22.399	166
4	1:25.628	44.242		19.018		22.368	167	26	1:25.076	43.431		19.171		22.474	165
5	1:24.075	43.102		18.975		21.998	168	27	1:24.367	43.220		18.951		22.196	165
6	1:24.056	43.001		18.914		22.141	167	28	1:24.854	44.063		18.742		22.049	167
7	1:24.897	44.062		18.842		21.993	168	29	1:24.149	43.187		18.678		22.284	167
8	1:24.413	43.115		19.137		22.161	166	30	1:24.188	43.492		18.706		21.990	168
9	1:23.769	42.872		18.886		22.011	167	31	1:23.712	43.144		18.595		21.973	169
10	1:23.538	42.862		18.682		21.994	165	32	1:24.001	43.191		18.751		22.059	166
11	1:23.492	42.879		18.730		21.883	168	33	1:24.254	43.419		18.784		22.051	167
12	1:23.417	42.716		18.672		22.029	168	34	1:25.369	43.980		19.067		22.322	166
13	1:24.558	43.230		18.799		22.529	164	35	1:26.754	44.276		19.458		23.020	165
14	1:24.243	43.450		18.782		22.011	167	36	1:24.009	43.354		18.570		22.085	168
15	1:23.425	43.076		18.571		21.778	168	37	1:24.363	43.221		18.723		22.419	167
16	1:23.341	42.858		18.705		21.778	168	38	1:25.896	43.378		19.435		23.083	165
17	1:24.486	42.942		19.065		22.479	166	39	1:26.278	43.946		19.472		22.860	165
18	1:23.727	43.329		18.533		21.865	168	40	1:27.402	44.534		19.617		23.251	162
19	1:23.387	42.937		18.632		21.818	169	41	1:24.420	43.562		18.791		22.067	167
20	1:24.955	43.387		19.101		22.467	163	42	1:24.300	43.123		18.833		22.344	166
21	1:23.727	43.258		18.663		21.806	168	43	1:24.981	43.262		19.232		22.487	168
22	1:23.583	43.018		18.580		21.985	168								



ADAC GT Masters

Lap analysis Rennen 2



Provisional

Sachsenring, Length: 3645 m

Air temperature: 20.3°C

Track temperature: 26.9°C

Weather condition: Dry



Reg. Nr.: 186/2012

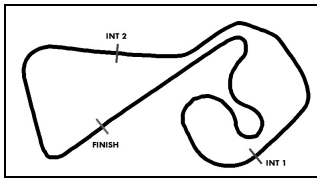
Sunday 10.6.2012 12:30

**ADAC Masters
Weekend**

Lap	Time	SE1	SP1	SE2	SP2	SE3	SP3	Lap	Time	SE1	SP1	SE2	SP2	SE3	SP3
33 Kristian Poulsen, DEN/ Christoffer Nygaard, DEN								theoretical besttime: 1:22.307							
1	1:26.272	44.803		19.177		22.292	168	23	1:23.019	42.727		18.544		21.748	170
2	1:25.095	44.072		19.012		22.011	173	24	1:26.288	42.677		18.558		25.053	
3	1:24.566	43.549		18.827		22.190	171	25	2:34.517	1:53.268		19.331		21.918	170
4	1:23.782	42.983		18.724		22.075	170	26	1:23.625	42.601		18.976		22.048	171
5	1:23.383	42.755		18.796		21.832	171	27	1:24.246	43.118		19.275		21.853	170
6	1:23.109	42.700		18.615		21.794	170	28	1:23.802	42.670		19.120		22.012	168
7	1:22.933	42.624		18.561		21.748	169	29	1:25.295	43.093		20.124		22.078	171
8	1:23.216	42.726		18.665		21.825	171	30	1:23.723	42.520		19.147		22.056	166
9	1:23.067	42.529		18.541		21.997	169	31	1:23.685	42.717		19.140		21.828	171
10	1:23.645	43.151		18.702		21.792	172	32	1:23.444	42.395		19.054		21.995	168
11	1:23.237	42.895		18.545		21.797	168	33	1:23.111	42.597		18.835		21.679	172
12	1:23.205	42.897		18.631		21.677	171	34	1:23.028	42.317		18.924		21.787	172
13	1:23.695	42.684		18.704		22.307	164	35	1:22.970	42.254		18.858		21.858	172
14	1:23.135	42.774		18.509		21.852	171	36	1:23.278	42.417		19.100		21.761	172
15	1:23.358	42.771		18.488		22.099	171	37	1:22.908	42.581		18.698		21.629	172
16	1:23.173	42.737		18.557		21.879	171	38	1:23.602	42.341		18.723		22.538	167
17	1:23.845	43.132		18.693		22.020	170	39	1:23.330	42.727		18.877		21.726	172
18	1:22.895	42.645		18.497		21.753	165	40	1:23.152	42.548		18.826		21.778	172
19	1:23.084	42.741		18.506		21.837	170	41	1:23.346	42.709		18.878		21.759	172
20	1:22.794	42.614		18.424		21.756	170	42	1:23.730	42.730		19.143		21.857	170
21	1:23.392	43.029		18.517		21.846	169	43	1:24.724	42.974		19.227		22.523	172
22	1:23.211	42.713		18.539		21.959	171								

Lap	Time	SE1	SP1	SE2	SP2	SE3	SP3	Lap	Time	SE1	SP1	SE2	SP2	SE3	SP3
34 Max Sandritter, GER/ Christian Bracke, GER								theoretical besttime: 1:24.153							
1	1:36.913	52.861		20.681		23.371	164	23	1:25.375	43.822		19.365		22.188	173
2	1:29.017	45.391		20.364		23.262	173	24	1:24.482	43.640		18.911		21.931	174
3	1:27.592	44.680		19.963		22.949	173	25	1:24.901	43.675		19.054		22.172	174
4	1:28.342	44.674		19.871		23.797	170	26	1:24.938	43.714		19.086		22.138	174
5	1:27.557	44.923		19.958		22.676	172	27	1:24.832	43.689		18.989		22.154	173
6	1:27.088	44.376		19.933		22.779	173	28	1:24.837	43.700		18.932		22.205	175
7	1:27.305	44.601		19.890		22.814	173	29	1:24.623	43.544		19.029		22.050	175
8	1:26.451	44.204		19.725		22.522	175	30	1:25.487	44.439		19.001		22.047	174
9	1:26.836	44.436		19.897		22.503	175	31	1:24.798	43.730		19.070		21.998	174
10	1:44.734	57.413		23.523		23.798	169	32	1:25.308	44.222		18.987		22.099	175
11	1:28.664	45.329		20.319		23.016	172	33	1:24.592	43.622		18.966		22.004	176
12	1:27.414	44.868		19.807		22.739	173	34	1:24.582	43.665		18.972		21.945	176
13	1:27.630	44.886		19.898		22.846	173	35	1:24.456	43.712		18.800		21.944	175
14	1:29.448	45.220		20.955		23.273	163	36	1:24.932	43.751		19.092		22.089	174
15	1:33.506	48.267		20.214		25.025	165	37	1:24.487	43.476		19.028		21.983	175
16	1:31.171	47.084		20.737		23.350	171	38	1:24.720	43.621		19.039		22.060	175
17	1:36.592	46.373		20.878		29.341		39	1:24.498	43.523		18.998		21.977	175
18	2:42.163	1:59.877		19.829		22.457	176	40	1:24.979	43.757		19.007		22.215	175
19	1:24.788	43.766		18.926		22.096	173	41	1:24.784	43.658		19.063		22.063	176
20	1:27.985	45.081		20.186		22.718	176	42	1:24.991	43.618		19.278		22.095	175
21	1:24.446	43.422		18.971		22.053	172								
22	1:24.693	43.660		19.043		21.990	175								

Lap	Time	SE1	SP1	SE2	SP2	SE3	SP3	Lap	Time	SE1	SP1	SE2	SP2	SE3	SP3
35 Achim Winter, GER/ Charlie Geipel, GER								theoretical besttime: 1:23.906							
1	1:33.052	50.053		20.389		22.610	170	23	1:24.577	43.496		19.139		21.942	172
2	1:26.254	44.478		19.392		22.384	171	24	1:28.361	43.339		19.129		25.893	
3	1:25.324	43.762		19.264		22.298	175	25	3:09.314	2:26.253		20.088		22.973	174
4	1:26.120	44.465		19.383		22.272	163	26	1:27.851	45.273		19.726		22.852	174
5	1:25.622	43.489		20.106		22.027	175	27	1:27.485	44.826		19.715		22.944	172
6	1:24.656	43.133		19.100		22.423	174	28	1:29.862	44.748		20.398		24.716	167
7	1:24.873	43.726		19.065		22.082	172	29	1:29.502	44.869		21.290		23.343	172
8	1:24.287	43.040		19.198		22.049	172	30	1:27.441	44.667		19.734		23.040	175
9	1:24.653	43.224		19.109		22.320	170	31	1:26.987	44.373		19.853		22.761	176
10	1:24.223	43.243		19.058		21.922	172	32	1:27.066	44.524		19.543		22.999	172
11	1:24.417	43.153		19.154		22.110	172	33	1:29.217	45.782		20.172		23.263	174
12	1:24.168	43.168		19.037		21.963	173	34	1:26.707	44.441		19.625		22.641	175
13	1:24.628	43.574		19.152		21.902	173	35	1:28.214	46.091		19.479		22.644	176



ADAC GT Masters

Lap analysis Rennen 2

Provisional



Sachsenring, Length: 3645 m

Air temperature: 20.3°C

Track temperature: 26.9°C

Weather condition: Dry



Reg. Nr.: 186/2012

Sunday 10.6.2012 12:30

**ADAC Masters
Weekend**

Lap	Time	SE1	SP1	SE2	SP2	SE3	SP3	Lap	Time	SE1	SP1	SE2	SP2	SE3	SP3
14	1:24.486	43.489		19.005		21.992	173	36	1:26.346	43.984		19.605		22.757	172
15	1:24.401	43.232		19.127		22.042	171	37	1:28.454	45.364		20.405		22.685	173
16	1:24.636	43.498		19.129		22.009	172	38	1:26.512	44.341		19.467		22.704	175
17	1:24.683	43.240		19.210		22.233	172	39	1:27.750	44.721		19.673		23.356	168
18	1:24.805	43.485		19.150		22.170	172	40	1:27.771	45.196		19.506		23.069	170
19	1:24.281	43.350		18.965		21.966	172	41	1:27.126	44.426		19.749		22.951	171
20	1:24.639	43.638		19.100		21.901	172	42	1:28.466	44.959		19.770		23.737	165
21	1:24.542	43.361		19.015		22.166	174								
22	1:25.350	43.599		19.099		22.652	173								

36 Christian Engelhart, GER/ Nick Tandy, GBR

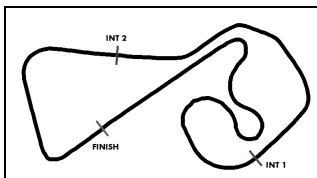
theoretical besttime: 1:23.040

1	1:31.464	48.784		19.875		22.805	163	23	2:38.537	1:56.270		19.761		22.506	166
2	1:25.942	44.477		19.218		22.247	167	24	1:25.878	43.798		19.384		22.696	168
3	1:25.144	43.717		19.064		22.363	167	25	1:24.826	43.451		19.269		22.106	167
4	1:25.382	44.143		19.118		22.121	168	26	1:24.726	43.400		19.183		22.143	164
5	1:24.251	43.239		19.142		21.870	172	27	1:24.447	43.260		19.056		22.131	169
6	1:23.470	42.751		18.861		21.858	169	28	1:25.601	43.868		19.318		22.415	169
7	1:24.194	43.269		19.004		21.921	169	29	1:25.802	43.660		19.421		22.721	168
8	1:24.067	43.189		18.903		21.975	169	30	1:25.663	43.775		19.447		22.441	171
9	1:23.759	42.710		19.094		21.955	167	31	1:25.769	44.195		19.425		22.149	169
10	1:23.686	42.915		18.901		21.870	168	32	1:28.725	43.528		19.119		26.078	
11	1:23.331	42.695		18.845		21.791	169	33	1:53.460	1:12.030		19.431		21.999	170
12	1:23.102	42.539		18.778		21.785	168	34	1:24.047	43.011		18.987		22.049	169
13	1:23.486	42.663		18.859		21.964	168	35	1:23.586	42.915		18.889		21.782	169
14	1:23.474	42.682		19.005		21.787	169	36	1:24.048	43.127		19.043		21.878	167
15	1:23.108	42.594		18.791		21.723	168	37	1:23.736	42.915		18.869		21.952	167
16	1:23.464	42.786		18.851		21.827	167	38	1:24.247	43.070		19.058		22.119	170
17	1:24.337	43.602		18.932		21.803	169	39	1:26.473	43.306		19.136		24.031	170
18	1:23.707	42.927		18.836		21.944	169	40	1:24.358	43.366		18.945		22.047	169
19	1:24.317	43.568		18.876		21.873	166	41	1:24.870	43.146		19.006		22.718	170
20	1:24.178	43.193		19.137		21.848	168	42	1:24.508	43.426		19.058		22.024	167
21	1:23.889	43.067		18.937		21.885	169								
22	1:58.080	43.056		32.157		42.867									

37 Sascha Bert, GER/ Luca Ludwig, GER

theoretical besttime: 1:22.718

1	1:27.701	46.005		19.277		22.419	174	23	1:24.142	43.107		19.191		21.844	171
2	1:24.797	43.969		18.934		21.894	168	24	1:24.677	43.237		19.165		22.275	170
3	1:24.549	43.642		18.829		22.078	174	25	1:28.722	43.465		19.522		25.735	
4	1:24.334	43.536		18.904		21.894	174	26	1:44.285	1:03.256		19.159		21.870	175
5	1:23.137	42.481		18.916		21.740	172	27	1:24.094	43.221		19.097		21.776	169
6	1:23.182	42.597		18.822		21.763	173	28	1:23.936	42.750		19.215		21.971	167
7	1:25.150	42.670		19.814		22.666	167	29	1:25.221	43.115		19.313		22.793	173
8	1:23.215	42.771		18.695		21.749	170	30	1:25.515	43.797		19.544		22.174	174
9	1:22.825	42.451		18.697		21.677	171	31	1:25.860	44.305		19.465		22.090	172
10	1:22.983	42.716		18.610		21.657	171	32	1:24.786	43.687		19.128		21.971	171
11	1:26.839	42.707		18.742		25.390		33	1:23.628	42.714		19.209		21.705	175
12	1:40.133	59.114		18.851		22.168	171	34	1:23.994	43.051		19.030		21.913	170
13	1:24.934	43.654		18.785		22.495	171	35	1:24.255	43.100		19.043		22.112	175
14	1:23.753	42.945		18.748		22.060	173	36	1:23.797	43.027		18.910		21.860	172
15	1:23.853	42.911		18.964		21.978	174	37	1:23.852	43.019		19.043		21.790	173
16	1:24.706	43.518		19.168		22.020	172	38	1:24.102	43.016		19.064		22.022	170
17	1:24.822	43.203		19.197		22.422	172	39	1:24.658	43.106		19.075		22.477	173
18	1:24.755	43.357		19.162		22.236	174	40	1:24.062	43.181		19.027		21.854	173
19	1:24.274	43.327		19.043		21.904	171	41	1:24.072	43.142		19.016		21.914	173
20	1:27.938	43.684		19.060		25.194		42	1:24.454	43.189		19.205		22.060	173
21	2:33.267	1:51.603		19.323		22.341	173	43	1:24.184	43.129		19.149		21.906	174
22	1:23.696	42.940		19.059		21.697	170								



ADAC GT Masters

Lap analysis Rennen 2



Provisional

Sachsenring, Length: 3645 m

Air temperature: 20.3°C

Track temperature: 26.9°C

Weather condition: Dry



Reg. Nr.: 186/2012

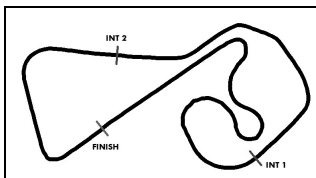
Sunday 10.6.2012 12:30

**ADAC Masters
Weekend**

Lap	Time	SE1	SP1	SE2	SP2	SE3	SP3	Lap	Time	SE1	SP1	SE2	SP2	SE3	SP3
38 Jesse Krohn, FIN/ Nicolas Verdonck, BEL								theoretical besttime: 1:23.099							
1	1:28.452	46.519		19.483		22.450	161	10	1:24.137	43.424		18.885		21.828	164
2	1:26.239	44.527		19.295		22.417	160	11	1:23.330	42.857		18.699		21.774	164
3	1:25.307	44.018		19.163		22.126	164	12	1:23.651	42.668		19.178		21.805	168
4	1:24.818	43.492		19.510		21.816	170	13	1:26.782	42.638		18.878		25.266	
5	1:24.088	42.992		19.166		21.930	160	14	1:40.482	59.888		18.764		21.830	169
6	1:23.733	42.925		19.032		21.776	168	15	1:24.320	43.601		18.818		21.901	167
7	1:23.481	42.719		18.818		21.944	166	16	1:25.235	44.164		18.977		22.094	167
8	1:23.226	42.692		18.772		21.762	166	17	1:24.551	43.410		18.738		22.403	165
9	1:24.946	42.763		19.280		22.903	166	18	1:28.151	43.863		19.075		25.213	

Lap	Time	SE1	SP1	SE2	SP2	SE3	SP3	Lap	Time	SE1	SP1	SE2	SP2	SE3	SP3
40 Rene Rast, GER/ Christian Mamerow, GER								theoretical besttime: 1:22.577							
1	1:31.273	48.610		19.635		23.028	165	23	1:23.028	42.699		18.590		21.739	168
2	1:26.410	45.002		19.177		22.231	170	24	1:23.179	42.486		18.791		21.902	171
3	1:25.306	43.574		19.228		22.504	170	25	1:23.224	42.780		18.719		21.725	168
4	1:25.207	44.387		18.864		21.956	170	26	1:23.391	42.686		18.845		21.860	168
5	1:24.650	43.428		19.003		22.219	163	27	1:23.722	42.522		19.341		21.859	169
6	1:23.970	43.088		18.977		21.905	167	28	1:23.163	42.790		18.601		21.772	168
7	1:24.644	43.553		19.242		21.849	170	29	1:23.503	42.707		18.859		21.937	168
8	1:24.349	42.862		19.193		22.294	169	30	1:23.773	42.698		19.111		21.964	168
9	1:24.253	43.010		19.140		22.103	170	31	1:24.450	43.571		18.825		22.054	169
10	1:25.035	43.969		19.054		22.012	168	32	1:23.678	42.741		18.962		21.975	168
11	1:24.812	43.329		19.225		22.258	166	33	1:25.409	42.696		20.194		22.519	170
12	1:24.168	43.332		18.986		21.850	169	34	1:26.224	43.950		20.016		22.258	168
13	1:23.744	43.000		18.927		21.817	169	35	1:23.025	42.667		18.621		21.737	168
14	1:22.779	42.526		18.653		21.600	169	36	1:24.170	42.416					166
15	1:22.902	42.465		18.637		21.800	170	37	1:23.342	42.789		18.697		21.856	168
16	1:23.019	42.638		18.721		21.660	169	38	1:23.377	42.387		18.706		22.284	167
17	1:23.332	42.578		18.880		21.874	170	39	1:24.033	42.739		19.064		22.230	169
18	1:24.020	43.430		18.771		21.819	168	40	1:23.146	42.443		18.767		21.936	168
19	1:24.103	43.151		19.041		21.911	168	41	1:23.795	42.698		18.769		22.328	169
20	1:28.514	43.341		19.816		25.357		42	1:23.761	42.941		18.958		21.862	168
21	2:34.301	1:52.887		19.228		22.186	168	43	1:23.797	42.828		18.967		22.002	169
22	1:23.406	42.669		18.761		21.976	161								

Lap	Time	SE1	SP1	SE2	SP2	SE3	SP3	Lap	Time	SE1	SP1	SE2	SP2	SE3	SP3
41 Simon Knap, NED/ Jeroen den Boer, NED								theoretical besttime: 1:22.615							
1	1:29.102	47.060		19.388		22.654	163	23	2:34.436	1:53.998		18.635		21.803	166
2	1:26.267	44.655		19.347		22.265	163	24	1:24.753	43.119		18.656		22.978	161
3	1:25.063	43.637		19.182		22.244	166	25	1:23.566	42.991		18.599		21.976	169
4	1:24.921	43.430		19.396		22.095	168	26	1:23.321	42.835		18.642		21.844	167
5	1:23.971	42.926		18.991		22.054	167	27	1:24.030	43.585		18.654		21.791	169
6	1:23.982	43.027		19.084		21.871	166	28	1:24.079	42.655		19.176		22.248	169
7	1:23.739	42.999		18.817		21.923	168	29	1:23.453	42.895		18.885		21.673	169
8	1:23.567	42.919		18.640		22.008	165	30	1:23.273	42.766		18.712		21.795	168
9	1:23.855	42.609		19.121		22.125	166	31	1:23.567	42.751		18.789		22.027	170
10	1:24.808	43.497		19.202		22.109	167	32	1:24.441	42.840		19.058		22.543	169
11	1:23.380	42.894		18.627		21.859	167	33	1:27.182	44.113		20.790		22.279	169
12	1:23.709	42.798		18.927		21.984	166	34	1:26.942	44.132		20.407		22.403	168
13	1:23.292	42.623		18.643		22.026	166	35	1:23.123	42.628		18.736		21.759	168
14	1:23.436	42.832		18.666		21.938	166	36	1:23.796	42.633		18.612		22.551	170
15	1:23.293	42.747		18.656		21.890	167	37	1:23.806	43.246		18.480		22.080	160
16	1:23.258	42.749		18.549		21.960	165	38	1:22.969	42.728		18.333		21.908	170
17	1:24.062	43.696		18.535		21.831	167	39	1:24.212	43.055		18.773		22.384	169
18	1:25.260	44.483		18.706		22.071	163	40	1:24.488	43.068		19.266		22.154	169
19	1:23.708	43.327		18.471		21.910	165	41	1:24.307	42.987		19.337		21.983	167
20	1:23.591	42.824		18.782		21.985	165	42	1:23.988	42.844		19.106		22.038	168
21	1:23.115	42.838		18.596		21.681	166	43	1:24.551	42.775		19.932		21.844	170
22	1:28.859	43.341		19.173		26.345									



ADAC GT Masters

Lap analysis Rennen 2

Provisional



Sachsenring, Length: 3645 m

Air temperature: 20.3°C

Track temperature: 26.9°C

Weather condition: Dry



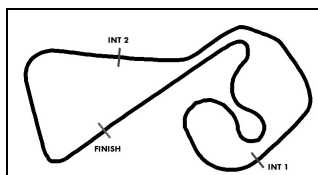
Reg. Nr.: 186/2012

Sunday 10.6.2012 12:30

**ADAC Masters
Weekend**

Lap	Time	SE1	SP1	SE2	SP2	SE3	SP3	Lap	Time	SE1	SP1	SE2	SP2	SE3	SP3
42 Maximilian Mayer, GER/ Jan Seyffarth, GER								theoretical besttime: 1:23.057							
1	1:25.831	43.642		19.273		22.916	167	23	1:23.554	42.793		18.736		22.025	167
2	1:24.982	43.576		19.101		22.305	168	24	1:26.676	42.652		18.710		25.314	
3	1:26.697	43.223		19.011		24.463	165	25	2:35.386	1:53.409		19.511		22.466	169
4	1:24.444	43.333		19.146		21.965	168	26	1:25.421	43.903		19.115		22.403	169
5	1:23.978	42.967		18.953		22.058	167	27	1:24.688	43.356		19.004		22.328	169
6	1:23.266	42.661		18.760		21.845	166	28	1:24.201	43.104		18.889		22.208	170
7	1:23.851	42.581		18.732		22.538	166	29	1:24.283	43.161		19.025		22.097	170
8	1:24.014	43.030		18.895		22.089	165	30	1:24.571	43.245		19.060		22.266	170
9	1:23.520	42.781		18.771		21.968	167	31	1:24.899	43.585		18.933		22.381	169
10	1:23.519	42.766		18.807		21.946	166	32	1:25.550	43.290		19.132		23.128	167
11	1:23.548	42.857		18.795		21.896	166	33	1:26.517	44.499		19.671		22.347	168
12	1:23.953	42.726		18.958		22.269	167	34	1:24.854	43.528		18.912		22.414	169
13	1:23.535	42.672		18.791		22.072	167	35	1:24.404	43.522		18.854		22.028	169
14	1:23.399	42.770		18.797		21.832	167	36	1:23.739	42.922		18.806		22.011	169
15	1:23.347	42.671		18.676		22.000	167	37	1:23.755	42.776		18.942		22.037	170
16	1:24.141	42.777		19.008		22.356	166	38	1:23.826	42.922		18.953		21.951	171
17	1:23.432	42.860		18.734		21.838	166	39	1:23.974	42.901		18.912		22.161	170
18	1:23.647	42.897		18.778		21.972	167	40	1:24.152	42.940		19.070		22.142	170
19	1:23.708	42.925		18.782		22.001	167	41	1:24.623	42.745		19.030		22.848	168
20	1:23.334	42.836		18.698		21.800	167	42	1:24.315	43.167		19.021		22.127	171
21	1:23.383	42.760		18.798		21.825	167	43	1:24.574	42.968		19.210		22.396	169
22	1:23.658	42.671		19.017		21.970	167								

Lap	Time	SE1	SP1	SE2	SP2	SE3	SP3	Lap	Time	SE1	SP1	SE2	SP2	SE3	SP3
44 Jan Stovicek, CZE/ Erik Janis, CZE								theoretical besttime: 1:23.387							
1	3:09.801	2:23.067		20.180		26.554		22	2:54.391	2:11.414		19.852		23.125	168
2	2:51.516	2:08.881		19.705		22.930	161	23	1:31.474	46.866		21.399		23.209	167
3	1:24.034	43.352		18.921		21.761	166	24	1:27.762	44.740		19.884		23.138	168
4	1:23.723	42.920		18.783		22.020	166	25	1:28.846	44.998		19.840		24.008	164
5	1:25.592	43.674		19.590		22.328	167	26	1:31.756	47.579		19.794		24.383	167
6	1:23.929	43.016		18.772		22.141	167	27	1:28.811	45.999		19.844		22.968	167
7	1:24.049	42.977		18.934		22.138	168	28	1:29.650	45.402		19.525		24.723	162
8	1:24.150	43.069		18.832		22.249	165	29	1:29.428	45.794		20.527		23.107	166
9	1:23.661	42.917		18.801		21.943	167	30	1:28.481	44.948		19.593		23.940	167
10	1:23.744	43.060		18.782		21.902	167	31	1:26.892	44.288		19.560		23.044	168
11	1:24.019	43.028		18.951		22.040	166	32	1:31.856	45.023		22.860		23.973	166
12	1:24.174	43.162		18.906		22.106	167	33	1:27.121	44.439		19.581		23.101	167
13	1:24.357	43.416		18.841		22.100	166	34	1:26.267	44.329		19.175		22.763	169
14	1:25.317	44.074		19.065		22.178	168	35	1:28.338	45.882		19.596		22.860	168
15	1:24.927	43.886		18.763		22.278	166	36	1:28.122	45.086		20.322		22.714	169
16	1:25.247	43.874		19.059		22.314	165	37	1:26.261	44.512		19.282		22.467	169
17	1:23.726	43.028		18.709		21.989	162	38	1:26.122	44.418		19.193		22.511	168
18	1:24.786	43.137		19.430		22.219	166	39	1:26.052	44.238		19.251		22.563	170
19	1:26.128	43.403		19.670		23.055	165	40	1:26.044	44.488		19.387		22.169	171
20	1:24.880	43.787		19.174		21.919	168								
21	1:27.925	43.375		18.864		25.686									



ADAC GT Masters

Pit stops Rennen 2



Provisional

Sachsenring, Length: 3645 m

Air temperature: 20.3°C

Track temperature: 26.7°C

Weather condition: Dry

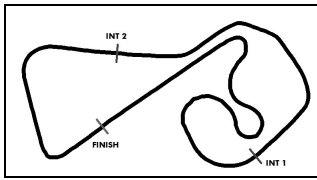


Reg. Nr.: 186/2012

Sunday 10.6.2012 12:30

**ADAC Masters
Weekend**

Nr	Driver in	Day time in	Time in	Driver out	Day time out	Time out	Nett Time
2	Florian Spengler	12:31:53	1:39.700	Florian Spengler	12:34:00	3:46.233	2:06.533
44	Erik Janis	12:33:23	3:09.181	Erik Janis	12:34:49	4:35.640	1:26.459
4	Daniel Dobitsch	12:40:21	10:07.318				
37	Luca Ludwig	12:45:42	15:27.997	Luca Ludwig	12:46:00	15:46.676	18.679
20	Claudia Hürtgen	12:48:21	18:07.397	Claudia Hürtgen	12:48:39	18:25.422	18.025
38	Nicolas Verdonck	12:48:35	18:21.502	Nicolas Verdonck	12:48:54	18:40.002	18.500
1	Maxime Martin	12:48:43	18:29.204	Maxime Martin	12:49:24	19:10.536	41.332
22	Christian Abt	12:54:34	24:20.732	Christian Abt	12:59:03	28:49.048	4:28.316
20	Claudia Hürtgen	12:55:36	25:21.972	Dominik Schwager	12:56:49	26:34.860	1:12.888
27	Heinz-Harald Frentzen	12:55:47	25:33.012	Andreas Wirth	12:57:00	26:46.364	1:13.352
34	Christian Bracke	12:55:49	25:35.517	Max Sandritter	12:57:06	26:52.560	1:17.043
5	Sebastian Asch	12:55:50	25:36.289	Maximilian Götz	12:57:01	26:47.778	1:11.489
24	Peter Kox	12:55:55	25:41.336	Dennis Retera	12:57:08	26:54.413	1:13.077
7	Kenneth Heyer	12:55:57	25:42.998	Christiaan Frankenhou	12:57:07	26:53.540	1:10.542
38	Nicolas Verdonck	12:55:58	25:44.234				
11	Raffael Bader	12:56:01	25:47.547	David Mengesdorf	12:57:13	26:58.958	1:11.411
16	Otto Klohs	12:56:20	26:06.335	Andrina Gugger	12:57:37	27:23.060	1:16.725
28	Daniel Keilwitz	12:56:43	26:29.252	Diego Alessi	12:57:57	27:43.401	1:14.149
9	Maximilian Buhk	12:57:11	26:57.031	Andreas Simonsen	12:58:21	28:07.701	1:10.670
40	Christian Mamerow	12:58:30	28:15.881	Rene Rast	12:59:42	29:28.046	1:12.165
8	Dominik Baumann	12:58:33	28:19.655	Hari Proczyk	12:59:44	29:30.602	1:10.947
37	Luca Ludwig	12:58:41	28:27.188	Sascha Bert	12:59:50	29:36.632	1:09.444
26	Alfred Renauer	12:58:46	28:32.355	Rene Bourdeaux	12:59:58	29:44.122	1:11.767
11	David Mengesdorf	12:58:49	28:35.412				
21	Christopher Mies	12:59:31	29:17.129	Edward Sandström	13:00:42	30:28.600	1:11.471
23	Fredrik Lestrup	12:59:35	29:21.215	Martin Matzke	13:00:47	30:33.318	1:12.103
41	Jeroen den Boer	13:01:11	30:57.629	Simon Knap	13:02:24	32:09.878	1:12.249
22	Christian Abt	13:01:29	31:15.354				
25	Marco Seefried	13:01:31	31:17.087	Georg Engelhardt	13:02:44	32:30.117	1:13.030
17	Frank Schmickler	13:01:40	31:26.785	Remo Lips	13:02:54	32:40.355	1:13.570
36	Nick Tandy	13:01:43	31:29.195	Christian Engelhart	13:02:56	32:42.823	1:13.628
12	Korbinian Baier	13:01:58	31:44.171	Oleg Petrishin	13:03:21	33:07.384	1:23.213
31	Tobias Schulze	13:02:39	32:25.484	Michael Schulze	13:03:55	33:41.304	1:15.820
44	Erik Janis	13:03:03	32:49.067	Jan Stovicek	13:04:31	34:17.728	1:28.661
1	Maxime Martin	13:03:14	33:00.177	Dino Lunardi	13:04:24	34:10.491	1:10.314
2	Florian Spengler	13:03:23	33:09.666	Johannes Leidinger	13:04:35	34:21.516	1:11.850
33	Christoffer Nygaard	13:03:40	33:26.796	Kristian Poulsen	13:04:53	34:39.222	1:12.426
19	Mirko Bortolotti	13:03:42	33:28.303	Abdulaziz Al Faisal	13:04:53	34:39.615	1:11.312
18	Frank Kechele	13:03:44	33:30.580	Toni Seiler	13:04:55	34:40.903	1:10.323
42	Jan Seyffarth	13:03:50	33:36.811	Maximilian Mayer	13:05:02	34:47.960	1:11.149
29	Nicolas Armindo	13:03:52	33:38.230	Robert Renauer	13:05:02	34:48.459	1:10.229
15	Martin Ragginger	13:03:57	33:43.271	Swen Dolenc	13:05:07	34:53.592	1:10.321
35	Charlie Geipel	13:04:20	34:06.283	Achim Winter	13:06:03	35:49.132	1:42.849



ADAC GT Masters

Pit stops Rennen 2

Provisional



Sachsenring, Length: 3645 m

Air temperature: 20.3°C

Track temperature: 26.7°C

Weather condition: Dry

DMSB Reg. Nr.: 186/2012
Deutscher Motor Sport Bund e.V.

Sunday 10.6.2012 12:30

**ADAC Masters
Weekend**

Nr	Driver in	Day time in	Time in	Driver out	Day time out	Time out	Nett Time
37	Sascha Bert	13:06:55	36:41.662	Sascha Bert	13:07:18	37:04.023	22.361
36	Christian Engelhart	13:17:13	46:59.160	Christian Engelhart	13:17:44	47:29.960	30.800
23	Martin Matzke	13:29:12	58:58.412				
26	Rene Bourdeaux	13:33:30	1:03:16.548				
12	Oleg Petrishin	13:33:32	1:03:18.314				
33	Kristian Poulsen	13:33:37	1:03:23.320				
2	Johannes Leidinger	13:33:39	1:03:25.375				
21	Edward Sandström	13:34:14	1:04:00.439				
28	Diego Alessi	13:34:16	1:04:02.557				
18	Toni Seiler	13:34:19	1:04:04.970				
25	Georg Engelhardt	13:34:21	1:04:07.098				
19	Abdulaziz Al Faisal	13:34:23	1:04:09.425				
20	Claudia Hürtgen	13:34:27	1:04:13.491				
36	Christian Engelhart	13:34:30	1:04:16.438				
40	Rene Rast	13:34:33	1:04:19.010				
42	Maximilian Mayer	13:34:36	1:04:22.105				
41	Simon Knap	13:34:38	1:04:24.470				
8	Hari Proczyk	13:34:43	1:04:29.309				
29	Robert Renauer	13:34:49	1:04:35.776				
15	Swen Dolenc	13:34:53	1:04:39.426				
9	Andreas Simonsen	13:34:56	1:04:42.039				
7	Christiaan Frankenhout	13:35:00	1:04:46.509				
5	Maximilian Götz	13:35:05	1:04:51.228				
31	Michael Schulze	13:35:17	1:05:03.395				
44	Jan Stovicek	13:35:24	1:05:10.044				
1	Dino Lunardi	13:35:26	1:05:12.377				
24	Dennis Retera	13:35:28	1:05:14.696				
17	Remo Lips	13:35:33	1:05:19.011				
37	Sascha Bert	13:35:45	1:05:31.685				
34	Max Sandritter	13:35:51	1:05:37.659				