



ADAC GT Masters

Results Warm Up



Provisional

DMSB Reg. Nr.: 186/2012
Deutscher Motor Sport Bund e.V.

**ADAC Masters
Weekend**

Sachsenring, Length: 3645 m

Air temperature: 16.5°C

Track temperature: 18.5°C

Weather condition: Dry

Sunday 10.6.2012 08:15

started : 28 classified : 28 not classified : 0

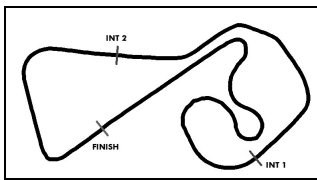
	Drivers	Team	Car	Lap	Best Time	Gap	Diff	Kph	Day Time
1	23 M.Matzke/F.Lestrup	WestCoastRacing(SWE)	BMW Z4 GT3	4	1:21.886			160,2	8:21:17
2	7 C.Frankenhout/K.Heyer	Heico Motorsport(GER)	Mercedes Benz AMG SLS GT3	9	1:21.951	0.065	0.065	160,1	8:30:03
3	22 C.Tilke(*A*)/C.Abt	Prosperia uhc speed(GER)	AUDI R8 LMS ultra	6	1:21.969	0.083	0.018	160,1	8:25:14
4	38 J.Krohn/N.Verdonck	Lambda Performance(GER)	Ford GT GT3	9	1:22.002	0.116	0.033	160,0	8:30:08
5	18 T.Seiler(*A*)/F.Kechele	Callaway Competition(GER)	Corvette Z06.R GT3	6	1:22.079	0.193	0.077	159,9	8:24:49
6	19 A.Al Faisal/M.Bortolotti	Schubert Motorsport(GER)	BMW Z4 GT3	5	1:22.181	0.295	0.102	159,7	8:23:18
7	40 R.Rast/C.Mamerow	MAMEROW Racing(GER)	AUDI R8 LMS ultra	8	1:22.334	0.448	0.153	159,4	8:27:58
8	8 H.Proczyk/D.Baumann	Heico Motorsport(GER)	Mercedes Benz AMG SLS GT3	9	1:22.337	0.451	0.003	159,4	8:30:18
9	1 D.Lunardi/M.Martin	ALPINA(GER)	BMW Alpina B6 GT3	6	1:22.429	0.543	0.092	159,2	8:26:24
10	2 J.Leidinger/F.Spengler	Liqui Moly Team Engstler(GER)	BMW Alpina B6 GT3	5	1:22.639	0.753	0.210	158,8	8:22:42
11	20 D.Schwager/C.Hürtgen	Schubert Motorsport(GER)	BMW Z4 GT3	8	1:22.664	0.778	0.025	158,7	8:30:20
12	24 D.Retera/P.Kox	InternetX - Reiter Engineering(GER)	Lamborghini Gallardo LP600+	11	1:22.756	0.870	0.092	158,6	8:31:19
13	33 K.Poulsen(*A*)/C.Nygaard	Young Driver AMR(GER)	Aston Martin V12 Vantage GT3	6	1:22.807	0.921	0.051	158,5	8:24:00
14	36 C.Engelhart/N.Tandy	Team Geyer&Weinig EDV Schütz M	Porsche 911 GT3 R	8	1:22.854	0.968	0.047	158,4	8:26:49
15	41 S.Knap/J.den Boer	DB Motorsport(NED)	BMW Z4 GT3	7	1:22.867	0.981	0.013	158,4	8:27:51
16	27 A.Wirth/H.Frentzen	Callaway Competition(GER)	Corvette Z06.R GT3	10	1:22.927	1.041	0.060	158,2	8:31:06
17	10 L.Arnold/A.Margaritis	Schöner Wohnen Polarweiss Team	Mercedes Benz AMG SLS GT3	9	1:23.008	1.122	0.081	158,1	8:29:35
18	32 F.Stuck/J.Stuck	Young Driver AMR(GER)	Aston Martin V12 Vantage GT3	4	1:23.085	1.199	0.077	157,9	8:21:16
19	21 E.Sandström/C.Mies	Prosperia uhc speed(GER)	AUDI R8 LMS ultra	9	1:23.123	1.237	0.038	157,9	8:29:30
20	44 J.Stovicek(*A*)/E.Janis	HEICO-GRAVITY CHAROUZ TEAM	Mercedes Benz AMG SLS GT3	7	1:23.144	1.258	0.021	157,8	8:27:48
21	9 A.Simonsen/M.Buhk	HEICO Junior Team(GER)	Mercedes Benz AMG SLS GT3	8	1:23.272	1.386	0.128	157,6	8:28:05
22	31 M.Schulze/T.Schulze	Schulze Motorsport(GER)	Nissan GT-R GT3	9	1:23.613	1.727	0.341	156,9	8:29:02
23	34 M.Sandritter/C.Bracke	YACO Racing powered by Jochen S	Chevrolet Camaro GT3	4	1:23.758	1.872	0.145	156,7	8:22:20
24	29 R.Renauer/N.Armino	FROGREEN CO2 neutral(GER)	Porsche 911 GT3 R	5	1:23.864	1.978	0.106	156,5	8:23:40
25	35 A.Winter(*A*)/C.Geipel	YACO Racing powered by Jochen S	Chevrolet Camaro GT3	6	1:24.204	2.318	0.340	155,8	8:24:35
26	17 R.Lips(*A*)/F.Schmickler	Callaway Competition(GER)	Corvette Z06.R GT3	8	1:24.210	2.324	0.006	155,8	8:27:51
27	12 O.Petrishin(*A*)/K.Baier(*A*)	Team rhino's Leipert Motorsport(GE	Lamborghini Gallardo LP600+	6	1:32.662	10.776	8.452	141,6	8:25:51
28	25 G.Engelhardt(*A*)/M.Seefried	Team GT 3 Kasko(GER)	Porsche 911 GT3 R	2	1:37.174	15.288	4.512	135,0	8:19:34

Subject to final scrutineering!

Publications Time:

Race Director:

Time Keeping:



ADAC GT Masters

Lap analysis Warm Up



Provisional

Sachsenring, Length: 3645 m
 Air temperature: 16.4°C
 Track temperature: 18.4°C
 Weather condition: Dry

DMSB Reg. Nr.: 186/2012
Deutscher Motor Sport Bund e.V.

**ADAC Masters
 Weekend**

Sunday 10.6.2012 08:15

Lap	Time	SE1	SP1	SE2	SP2	SE3	SP3	TSP	Lap	Time	SE1	SP1	SE2	SP2	SE3	SP3	TSP
1	Dino Lunardi, FRA/ Maxime Martin, BEL								theoretical besttime: 1:21.813								
1	1:59.590	1:13.414		22.674		23.502	169		6	1:22.429	42.019		18.370		22.040	171	220
2	1:23.183	43.030		18.457		21.696	171	220	7	1:22.769	41.863		18.417		22.489	172	222
3	1:22.951	42.050		19.246		21.655	173	222	8	1:22.579	41.917		18.654		22.008	172	223
4	1:26.454	42.557		18.711		25.186		222	9	1:25.935	42.249		18.757		24.929		223
5	3:49.994	3:09.690		18.295		22.009	164										

2	Johannes Leidinger, GER/ Florian Spengler, GER								theoretical besttime: 1:22.544								
1	2:02.877	1:15.134		22.847		24.896	168		7	2:34.818	1:53.657		19.088		22.073	175	
2	1:25.549	44.504		18.883		22.162	166	219	8	1:25.661	44.478		19.489		21.694	174	225
3	1:23.504	42.941		18.719		21.844	167	223	9	1:23.082	42.633		18.576		21.873	169	224
4	1:27.536	42.856		19.031		25.649	173	224	10	1:23.683	42.858		18.818		22.007	174	222
5	1:22.639	42.518		18.352		21.769	173	224	11	1:38.850	44.721		19.772		34.357		224
6	1:27.778	42.498		18.493		26.787		224									

7	Christiaan Frankenhou, NED/ Kenneth Heyer, GER								theoretical besttime: 1:21.850								
1	2:15.102	1:29.033		22.016		24.053	167		6	3:00.651	2:20.364		18.636		21.651	171	
2	1:26.524	44.674		19.408		22.442	170	217	7	1:23.092	42.443		19.061		21.588	171	220
3	1:23.842	42.912		18.968		21.962	168	219	8	1:22.184	42.139		18.522		21.523	172	220
4	1:23.198	42.637		18.770		21.791	170	219	9	1:21.951	41.939		18.388		21.624	171	220
5	1:26.915	42.667		18.847		25.401		220	10	1:32.963	47.225		19.734		26.004		220

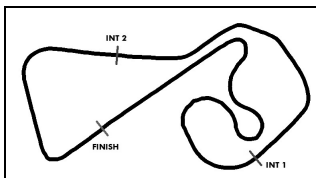
8	Hari Proczyk, AUT/ Dominik Baumann, AUT								theoretical besttime: 1:22.337								
1	2:16.290	1:30.367		22.666		23.257	170		6	3:09.905	2:28.498		19.149		22.258	169	
2	1:26.946	43.820		19.403		23.723	172	219	7	1:23.499	42.735		18.846		21.918	172	221
3	1:24.184	42.981		19.468		21.735	175	220	8	1:26.219	42.541		19.004		24.674	173	221
4	1:22.684	42.342		18.695		21.647	171	220	9	1:22.337	42.217		18.553		21.567	171	221
5	1:26.016	42.331		18.667		25.018		221	10	1:27.569	43.266		18.992		25.311		221

9	Andreas Simonsen, GER/ Maximilian Buhk, GER								theoretical besttime: 1:23.172								
1	2:01.803	1:16.999		21.726		23.078	167		7	1:23.765	42.757		19.011		21.997	170	219
2	1:24.325	43.480		18.930		21.915	172	217	8	1:23.272	42.786		18.663		21.823	163	220
3	1:23.576	42.984		18.680		21.912	172	221	9	1:23.315	42.834		18.729		21.752	169	217
4	1:23.619	42.779		18.686		22.154	166	220	10	1:23.665	42.806		18.698		22.161	167	220
5	1:27.798	42.858		18.969		25.971		218	11	1:35.015	43.026		19.082		32.907		219
6	2:37.312	1:56.028		19.179		22.105	170										

10	Lance David Arnold, GER/ Alexandros Margaritis, GRE								theoretical besttime: 1:22.679								
1	2:05.013	1:17.680		23.597		23.736	167		7	1:23.080	42.737		18.705		21.638	168	217
2	1:28.553	44.428		20.133		23.992	168	215	8	1:23.219	42.393		18.724		22.102	165	217
3	1:23.466	42.764		18.827		21.875	167	216	9	1:23.008	42.498		18.719		21.791	167	216
4	1:23.031	42.458		18.648		21.925	168	216	10	1:23.482	42.766		18.852		21.864	162	217
5	1:27.376	42.837		19.106		25.433		217	11	1:38.665	43.535		19.697		35.433		215
6	2:38.487	1:57.939		18.893		21.655	168										

12	Oleg Petrishin, RUS/ Korbinian Baier, GER								theoretical besttime: 1:31.693								
1	2:54.395	1:55.235		29.695		29.465	160		6	1:32.662	46.369		22.552		23.741	166	215
2	1:37.610	50.497		22.739		24.374	164	212	7	1:32.773	46.369		22.447		23.957	156	215
3	1:34.292	47.794		22.489		24.009	165	213	8	1:32.991	47.449		21.915		23.627	166	211
4	1:38.870	47.925		25.782		25.163	164	213	9	1:33.583	46.828		22.167		24.588	163	193
5	1:33.702	47.919		21.697		24.086	164	214	10	1:36.892	46.353		21.728		28.811		213

17	Remo Lips, SUI/ Frank Schmickler, GER								theoretical besttime: 1:24.123								
1	2:45.591	1:48.067		27.833		29.691	161		7	1:24.597	43.405		19.246		21.946	174	222
2	1:33.849	47.582		20.176		26.091	168	195	8	1:24.210	43.146		19.208		21.856	175	225
3	1:27.780	44.486		20.669		22.625	171	220	9	1:26.746	44.520		19.914		22.312	173	225
4	1:25.777	43.728		20.022		22.027	171	223	10	1:25.208	43.745		19.321		22.142	174	226
5	1:24.571	43.215		19.192		22.164	173	223	11	1:40.407	48.185		21.109		31.113		225
6	1:24.671	43.075		19.203		22.393	172	224									



ADAC GT Masters

Lap analysis Warm Up



Provisional

Sachsenring, Length: 3645 m

Air temperature: 16.4°C

Track temperature: 18.4°C

Weather condition: Dry



Reg. Nr.: 186/2012

Sunday 10.6.2012 08:15

**ADAC Masters
Weekend**

Lap	Time	SE1	SP1	SE2	SP2	SE3	SP3	TSP	Lap	Time	SE1	SP1	SE2	SP2	SE3	SP3	TSP
-----	------	-----	-----	-----	-----	-----	-----	-----	-----	------	-----	-----	-----	-----	-----	-----	-----

18 Toni Seiler, SUI/ Frank Kechele, GER theoretical besttime: 1:22.054

1	2:52.355	1:44.560		39.795		28.000	175		6	1:22.079	42.319		18.358		21.402	175	225
2	1:26.345	44.986		18.987		22.372	172	224	7	1:26.717	42.790		18.954		24.973		227
3	1:22.692	42.729		18.555		21.408	174	224	8	2:34.374	1:48.339		19.015		27.020	176	
4	1:22.455	42.521		18.555		21.379	176	226	9	1:22.492	42.499		18.616		21.377	176	227
5	1:23.370	42.585		18.887		21.898	172	227	10	1:26.674	42.278		18.603		25.793		227

19 Abdulaziz Al Faisal, KSA/ Mirko Bortolotti, ITA theoretical besttime: 1:22.046

1	2:38.026	1:41.496		28.831		27.699	160		6	1:26.033	42.659		18.538		24.836		215
2	1:32.083	46.961		21.189		23.933	167	211	7	2:55.511	2:14.742		18.901		21.868	169	
3	1:23.061	42.934		18.538		21.589	170	213	8	1:24.086	42.802		19.139		22.145	169	216
4	1:23.267	42.978		18.674		21.615	169	215	9	1:24.286	42.136		19.903		22.247	172	215
5	1:22.181	42.141		18.321		21.719	163	217	10	1:28.448	42.435		20.021		25.992		215

20 Dominik Schwager, GER/ Claudia Hürtgen, GER theoretical besttime: 1:22.664

1	2:05.409	1:20.537		21.608		23.264	169		6	1:27.850	42.783		19.036		26.031		215
2	1:32.479	44.496		22.226		25.757	169	213	7	4:41.848	4:00.631		19.242		21.975	166	
3	1:23.563	42.620		19.206		21.737	170	214	8	1:22.664	42.199		18.768		21.697	172	216
4	1:23.213	42.462		18.913		21.838	168	216	9	1:27.050	42.208		18.967		25.875		216
5	1:23.076	42.483		18.840		21.753	168	216									

21 Edward Sandström, SWE/ Christopher Mies, GER theoretical besttime: 1:23.082

1	2:13.609	1:20.245		28.182		25.182	165		7	2:18.534	1:33.835		20.308		24.391	169	
2	1:28.548	45.599		19.713		23.236	168	211	8	1:23.809	43.290		18.692		21.827	168	216
3	1:28.083	43.747		21.059		23.277	169	214	9	1:23.123	42.661		18.650		21.812	169	216
4	1:23.840	42.886		18.819		22.135	168	213	10	1:23.409	42.875		18.609		21.925	168	215
5	1:23.381	42.762		18.685		21.934	168	214	11	1:38.648	44.875		19.656		34.117		210
6	1:27.903	42.823		19.149		25.931		214									

22 Carsten Tilke, GER/ Christian Abt, GER theoretical besttime: 1:21.969

1	2:03.910	1:17.975		22.518		23.417	167		6	1:21.969	42.256		18.211		21.502	170	215
2	1:36.680	50.370		20.955		25.355	171	215	7	1:29.628	43.488		20.603		25.537		217
3	1:23.032	42.749		18.603		21.680	163	215	8	2:42.050	1:59.340		20.064		22.646	167	
4	1:29.171	43.692		19.103		26.376		213	9	1:26.678	43.716		19.573		23.389	169	214
5	2:19.647	1:35.039		18.943		25.665	170		10	1:37.865	45.202		20.499		32.164		205

23 Martin Matzke, CZE/ Fredrik Lestrup, SWE theoretical besttime: 1:21.870

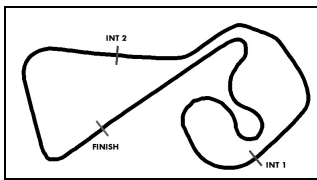
1	2:03.318	1:16.791		23.107		23.420	166		7	2:31.943	1:48.904		20.720		22.319	169	
2	1:28.443	44.831		19.471		24.141	167	215	8	1:23.542	43.245		18.484		21.813	168	218
3	1:23.442	42.739		19.008		21.695	169	216	9	1:23.934	43.192		18.869		21.873	168	218
4	1:21.886	42.130		18.239		21.517	170	216	10	1:23.479	43.065		18.540		21.874	169	219
5	1:22.944	42.114		19.000		21.830	170	218	11	1:34.950	43.128		19.763		32.059		218
6	1:28.475	42.490		18.336		27.649		219									

24 Dennis Reitera, NED/ Peter Kox, NED theoretical besttime: 1:22.732

1	2:21.163	1:30.077		22.771		28.315	152		7	1:22.919	42.496		18.714		21.709	168	216
2	1:29.958	47.085		20.133		22.740	170	195	8	1:23.204	42.702		18.801		21.701	171	215
3	1:24.202	43.436		18.920		21.846	172	214	9	1:22.901	42.640		18.645		21.616	172	215
4	1:23.349	42.910		18.784		21.655	172	215	10	1:22.930	42.540		18.649		21.741	168	216
5	1:22.830	42.481		18.688		21.661	171	216	11	1:22.756	42.471		18.662		21.623	173	214
6	1:23.019	42.624		18.727		21.668	172	216	12	1:27.110	42.957		18.975		25.178		215

25 Georg Engelhardt, GER/ Marco Seefried, GER theoretical besttime: 1:34.722

1	2:57.164	2:02.950		26.583		27.631	150		3	1:43.607	49.675		22.892		31.040		219
2	1:37.174	52.127		21.222		23.825	169	190									



ADAC GT Masters

Lap analysis Warm Up



Provisional

Sachsenring, Length: 3645 m

Air temperature: 16.4°C

Track temperature: 18.4°C

Weather condition: Dry



Reg. Nr.: 186/2012

Sunday 10.6.2012 08:15

**ADAC Masters
Weekend**

Lap	Time	SE1	SP1	SE2	SP2	SE3	SP3	TSP	Lap	Time	SE1	SP1	SE2	SP2	SE3	SP3	TSP
27	Andreas Wirth, GER/ Heinz-Harald Frentzen, GER								theoretical besttime: 1:22.777								
1	1:52.455	1:06.037		20.573		25.845	170		7	2:50.794	2:09.205		19.551		22.038	182	
2	1:32.242	45.459		19.709		27.074	169	218	8	1:23.532	43.241		18.617		21.674	173	226
3	1:24.332	43.322		18.770		22.240	173	224	9	1:22.983	42.681		18.540		21.762	180	224
4	1:23.925	42.832		18.827		22.266	168	222	10	1:22.927	42.684		18.526		21.717	180	226
5	1:23.986	42.628		19.003		22.355	168	220	11	1:34.853	45.528		18.530		30.795		218
6	1:29.516	42.577		18.856		28.083		221									

29	Robert Renauer, GER/ Nicolas Armindo, FRA								theoretical besttime: 1:23.776								
1	2:55.150	2:03.461		23.828		27.861	167		5	1:23.864	42.972		18.824		22.068	169	220
2	1:31.995	49.039		19.844		23.112	170	220	6	1:27.366	44.904		19.912		22.550	166	221
3	1:24.889	43.740		18.954		22.195	170	220	7	1:37.834	48.337		21.721		27.776		215
4	1:24.713	43.834		18.899		21.980	168	214									

31	Michael Schulze, GER/ Tobias Schulze, GER								theoretical besttime: 1:23.564								
1	2:44.363	1:45.867		29.644		28.852	164		6	1:23.906	43.144		18.797		21.965	168	219
2	1:28.607	45.689		20.307		22.611	168	214	7	1:23.645	42.987		18.694		21.964	167	218
3	1:25.621	44.333		19.158		22.130	166	217	8	1:23.686	43.009		18.778		21.899	168	218
4	1:24.258	43.328		18.937		21.993	169	216	9	1:23.613	42.980		18.743		21.890	168	218
5	1:24.861	43.077		18.998		22.786	167	218	10	1:28.684	43.119		19.500		26.065		218

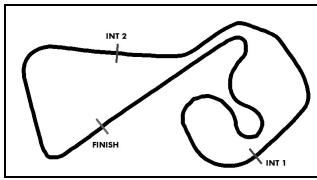
32	Ferdinand Stuck, AUT/ Johannes Stuck, AUT								theoretical besttime: 1:22.813								
1	2:04.480	1:17.265		22.993		24.222	167		6	1:28.199	42.395		18.567		27.237		219
2	1:25.509	43.958		19.316		22.235	171	214	7	3:12.107	2:26.796		19.063		26.248		
3	1:23.323	42.355		18.882		22.086	171	218	8	1:48.767	1:08.309		18.557		21.901	169	
4	1:23.085	42.415		18.655		22.015	167	219	9	1:23.142	42.547		18.692		21.903	167	218
5	1:23.244	42.421		18.836		21.987	169	218	10	1:37.965	47.118		20.581		30.266		218

33	Kristian Poulsen, DEN/ Christoffer Nygaard, DEN								theoretical besttime: 1:22.397								
1	2:00.601	1:14.194		22.993		23.414	168		7	1:26.701	42.646		18.882		25.173		218
2	1:25.043	43.926		19.203		21.914	170	216	8	2:39.886	1:59.511		18.618		21.757	171	
3	1:23.928	42.905		18.663		22.360	164	219	9	1:23.574	42.817		18.460		22.297	163	220
4	1:24.550	43.938		18.836		21.776	174	215	10	1:24.129	44.037		18.317		21.775	172	217
5	1:23.606	42.468		19.282		21.856	167	220	11	1:36.554	45.599		20.190		30.765		222
6	1:22.807	42.440		18.727		21.640	169	218									

34	Max Sandritter, GER/ Christian Bracke, GER								theoretical besttime: 1:23.629								
1	2:31.072	1:36.883		27.464		26.725	171		7	1:30.593	45.466		21.923		23.204	178	233
2	1:33.796	50.373		20.933		22.490	175	165	8	1:24.406	43.407		18.906		22.093	174	232
3	1:51.387	53.366		35.268		22.753	176	231	9	1:23.990	43.228		18.855		21.907	175	231
4	1:23.758	43.119		18.603		22.036	177	230	10	1:29.089	46.844		19.964		22.281	175	231
5	1:23.995	43.166		18.753		22.076	176	232	11	1:37.464	44.587		19.775		33.102		223
6	1:24.574	43.500		18.925		22.149	176	232									

35	Achim Winter, GER/ Charlie Geipel, GER								theoretical besttime: 1:24.204								
1	2:30.368	1:39.144		25.941		25.283	171		7	1:26.303	43.373		19.364		23.566	175	230
2	1:26.749	45.019		19.466		22.264	175	227	8	1:24.840	43.472		19.232		22.136	175	231
3	1:25.310	43.704		19.421		22.185	174	229	9	1:24.762	43.516		19.196		22.050	175	230
4	1:24.624	43.430		19.133		22.061	175	229	10	1:24.492	43.347		19.148		21.997	175	231
5	1:24.269	43.219		19.081		21.969	176	229	11	1:28.272	43.564		19.206		25.502		228
6	1:24.204	43.164		19.075		21.965	173	230									

36	Christian Engelhart, GER/ Nick Tandy, GBR								theoretical besttime: 1:22.586								
1	2:02.213	1:15.539		22.843		23.831	168		7	1:23.052	42.407		18.812		21.833	168	222
2	1:25.660	44.628		19.122		21.910	170	221	8	1:22.854	42.326		18.760		21.768	168	222
3	1:23.269	42.893		18.661		21.715	167	222	9	1:22.948	42.297		18.735		21.916	169	222
4	1:24.499	43.194		18.937		22.368	171	222	10	1:23.836	42.736		19.211		21.889	170	223
5	1:23.455	42.210		19.324		21.921	168	223	11	1:23.081	42.485		18.812		21.784	169	223
6	1:24.951	42.402		18.910		23.639	167	223	12	1:40.630	43.404		19.041		38.185		223



ADAC GT Masters

Lap analysis Warm Up

Provisional



Sachsenring, Length: 3645 m

Air temperature: 16.4°C

Track temperature: 18.4°C

Weather condition: Dry



Reg. Nr.: 186/2012

Sunday 10.6.2012 08:15

**ADAC Masters
Weekend**

Lap	Time	SE1	SP1	SE2	SP2	SE3	SP3	TSP	Lap	Time	SE1	SP1	SE2	SP2	SE3	SP3	TSP
-----	------	-----	-----	-----	-----	-----	-----	-----	-----	------	-----	-----	-----	-----	-----	-----	-----

38 Jesse Krohn, FIN/ Nicolas Verdonck, BEL **theoretical besttime: 1:21.993**

1	2:43.424	1:35.510		36.498		31.416	106		6	2:24.231	1:43.165		19.015		22.051	159	
2	1:42.705	55.110		23.217		24.378	165	154	7	1:22.765	42.456		18.446		21.863	159	217
3	1:22.714	42.845		18.448		21.421	164	215	8	1:22.305	42.210		18.465		21.630	166	217
4	1:23.660	42.373		18.659		22.628	164	219	9	1:22.002	42.219		18.364		21.419	173	219
5	1:24.512	42.281		18.451		23.780		218	10	1:29.017	43.048		19.599		26.370		218

40 Rene Rast, GER/ Christian Mamerow, GER **theoretical besttime: 1:22.026**

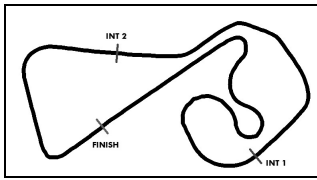
1	1:56.689	1:06.419		24.707		25.563	166		7	1:24.572	43.777		19.192		21.603	170	216
2	1:23.513	43.172		18.661		21.680	170	212	8	1:22.334	42.010		18.582		21.742	169	216
3	1:22.581	42.526		18.565		21.490	172	214	9	1:24.524	43.372		19.373		21.779	171	216
4	1:24.506	42.484		20.301		21.721	171	216	10	1:22.355	42.066		18.596		21.693	169	217
5	1:26.403	42.961		18.526		24.916		216	11	1:39.182	46.445		21.553		31.184		215
6	2:38.200	1:56.596		19.697		21.907	171										

41 Simon Knap, NED/ Jeroen den Boer, NED **theoretical besttime: 1:22.851**

1	2:11.814	1:11.095		33.324		27.395	156		6	3:25.612	2:45.157		18.574		21.881	169	
2	1:37.100	51.410		21.893		23.797	162	204	7	1:22.867	42.632		18.433		21.802	168	216
3	1:24.366	43.715		18.700		21.951	166	212	8	1:22.991	42.713		18.456		21.822	168	218
4	1:23.335	42.846		18.641		21.848	167	214	9	1:22.966	42.681		18.499		21.786	167	217
5	1:26.682	42.741		18.437		25.504		216	10	1:37.848	45.606		20.989		31.253		217

44 Jan Stovicek, CZE/ Erik Janis, CZE **theoretical besttime: 1:22.809**

1	2:33.211	1:35.085		28.802		29.324	162		6	2:51.505	2:06.912		21.232		23.361	168	
2	1:30.884	47.120		20.474		23.290	166	213	7	1:23.144	42.482		18.739		21.923	166	217
3	1:27.950	45.199		19.770		22.981	169	214	8	1:24.037	42.796		18.652		22.589	167	216
4	1:27.410	45.218		19.584		22.608	168	216	9	1:23.153	42.744		18.734		21.675	165	217
5	1:34.650	45.679		22.277		26.694		216	10	1:37.797	46.553		20.445		30.799		216



ADAC GT Masters

Vmax list Warm Up

Provisional



Sachsenring, Length: 3645 m

Air temperature: 16.4°C

Track temperature: 18.4°C

Weather condition: Dry

DMSB Reg. Nr.: 186/2012
Deutscher Motor Sport Bund e.V.

Sunday 10.6.2012 08:15

**ADAC Masters
Weekend**

Nr	Team, Car, Driver, Nat	Top speed
34	YACO Racing powered by Jochen Schweizer, Chevrolet Ca Sandritter Max , GER Bracke Christian , GER	232,81 km/h
35	YACO Racing powered by Jochen Schweizer, Chevrolet Ca Winter Achim , GER Geipel Charlie , GER	230,87 km/h
18	Callaway Competition, Corvette Z06.R GT3 Seiler Toni , SUI Kechele Frank , GER	227,37 km/h
27	Callaway Competition, Corvette Z06.R GT3 Wirth Andreas , GER Frentzen Heinz-Harald , GER	226,27 km/h
17	Callaway Competition, Corvette Z06.R GT3 Lips Remo , SUI Schmickler Frank , GER	225,75 km/h
2	Liqui Moly Team Engstler, BMW Alpina B6 GT3 Leidinger Johannes , GER Spengler Florian , GER	224,95 km/h
36	Team Geyer&Weinig EDV Schütz Motorsport, Porsche 911 (Engelhart Christian , GER Tandy Nick , GBR	223,19 km/h
1	ALPINA, BMW Alpina B6 GT3 Lunardi Dino , FRA Martin Maxime , BEL	222,82 km/h
29	FROGREEN CO2 neutral, Porsche 911 GT3 R Renauer Robert , GER Armindo Nicolas , FRA	221,22 km/h
8	Heico Motorsport, Mercedes Benz AMG SLS GT3 Proczyk Hari , AUT Baumann Dominik , AUT	221,18 km/h
9	HEICO Junior Team, Mercedes Benz AMG SLS GT3 Simonsen Andreas , GER Buhk Maximilian , GER	220,63 km/h
7	Heico Motorsport, Mercedes Benz AMG SLS GT3 Frankenhout Christiaan , NED Heyer Kenneth , GER	220,41 km/h
33	Young Driver AMR, Aston Martin V12 Vantage GT3 Poulsen Kristian , DEN Nygaard Christoffer , DEN	220,14 km/h
38	Lambda Performance, Ford GT GT3 Krohn Jesse , FIN Verdonck Nicolas , BEL	219,33 km/h



ADAC GT Masters

Vmax list Warm Up

Provisional



Sachsenring, Length: 3645 m

Air temperature: 16.4°C

Track temperature: 18.4°C

Weather condition: Dry

DMSB Reg. Nr.: 186/2012
Deutscher Motor Sport Bund e.V.

Sunday 10.6.2012 08:15

**ADAC Masters
Weekend**

Nr	Team, Car, Driver, Nat	Top speed
23	WestCoastRacing, BMW Z4 GT3 Matzke Martin , CZE Lestrup Fredrik , SWE	218,98 km/h
25	Team GT 3 Kasko, Porsche 911 GT3 R Engelhardt Georg , GER Seefried Marco , GER	218,93 km/h
32	Young Driver AMR, Aston Martin V12 Vantage GT3 Stuck Ferdinand , AUT Stuck Johannes , AUT	218,80 km/h
31	Schulze Motorsport, Nissan GT-R GT3 Schulze Michael , GER Schulze Tobias , GER	218,62 km/h
41	DB Motorsport, BMW Z4 GT3 Knap Simon , NED den Boer Jeroen , NED	218,14 km/h
22	Prosperia uhc speed, AUDI R8 LMS ultra Tilke Carsten , GER Abt Christian , GER	217,35 km/h
19	Schubert Motorsport, BMW Z4 GT3 Al Faisal Abdulaziz , KSA Bortolotti Mirko , ITA	217,13 km/h
44	HEICO-GRAVITY CHAROUZ TEAM, Mercedes Benz AMG SI Stovicek Jan , CZE Janis Erik , CZE	216,87 km/h
10	Schöner Wohnen Polarweiss Team HEICO, Mercedes Benz Arnold Lance David , GER Margaritis Alexandros , GRE	216,82 km/h
40	MAMEROW Racing, AUDI R8 LMS ultra Rast Rene , GER Mamerow Christian , GER	216,61 km/h
24	InternetX - Reiter Engineering, Lamborghini Gallardo LP600 Retera Dennis , NED Kox Peter , NED	216,39 km/h
21	Prosperia uhc speed, AUDI R8 LMS ultra Sandström Edward , SWE Mies Christopher , GER	216,30 km/h
20	Schubert Motorsport, BMW Z4 GT3 Schwager Dominik , GER Hürtgen Claudia , GER	216,17 km/h
12	Team rhino's Leipert Motorsport, Lamborghini Gallardo LP600 Petrishin Oleg , RUS Baier Korbinian , GER	214,71 km/h