

Provisional

Result List

Stewards / Race Management

STEWARD	Harry Stüber
STEWARD	Claus Uebach
STEWARD	Manfred Schulte
RACE DIRECTOR	Christian Vormann
CLERK OF THE COURSE	Michael Bork
TECHNICAL DELEGATE	Tim Zessack
CHIEF TIMEKEEPER	Steffen Ruhl

Weather Start/Finish

AIR	28.9°C
TRACK	27.3°C
CONDITIONS	Dry
PRESSURE	945 hPa
AIR	27.4°C
TRACK	26.4°C
CONDITIONS	Wet
PRESSURE	945 hPa

Track Information

GREEN FLAG	14:42:31
CHEQUERED FLAG	15:36:54
SAFETY CAR PHASE	2
FULL COURSE YELLOW PHASE	0
TRACK NAME	Nürburgring
TRACK LENGTH	3629m
TURN COUNT	11
TOTAL DISTANCE	108.87km
FASTEST LAP:	#8. DIE - 1:35.480


STARTED: 20 CLASSIFIED: 19 NOT CLASSIFIED: 1 DISQUALIFIED: 0

Nr.	Drivers	Team	Laps	Total Time	Gap	Kph	Lap	Time	Kph
Cl.	Car	Competitor							
1	48 J.Apotheloz(CHE)/L.Trefz(DEU) J Mercedes-AMG GT4	MANN-FILTER Team HTP-WINWARD(DEU) HTP-WINWARD Motorsport	30	51:45.397		126.1	17	1:35.742	136.4
2	2 M.Schrey(DEU)/G.Piana(ITA) BMW M4 GT4	Hofor Racing by Bonk Motorsport(CHE) Hofor Racing by Bonk Motorsport	30	51:46.302	0.905	126.0	9	1:35.976	136.1
3	22 J.Kasperlik(DEU)/N.Möller-Madsen(DNK) Porsche Cayman 718 GT4 MR	Team Allied-Racing(DEU) Team Allied-Racing	30	51:47.088	1.691	126.0	9	1:35.834	136.3
4	10 C.Dupre(DEU)/J.Erlbacher(AUT) J Mercedes-AMG GT4	Dupre Motorsport Engineering(DEU) Dupre Motorsport Engineering	30	51:48.409	3.012	126.0	9	1:36.414	135.5
5	69 P.Dörr(DEU)/F.Martin-Dye(GBR) J McLaren 570s GT4	Dörr Motorsport(DEU) Dörr Motorsport	30	51:49.171	3.774	125.9	9	1:36.417	135.4
6	24 R.Kofler(AUT)/F.Janits(AUT) KTM X-BOW GT4 EVO	True Racing(AUT) True Racing	30	51:49.866	4.469	126.0	18	1:36.429	135.4
7	4 J.Marschalkowski(DEU)/H.Still(DEU) J BMW M4 GT4	Team AVIA Sorg Rennsport(DEU) Team AVIA Sorg Rennsport	30	51:55.153	9.756	125.8	11	1:36.343	135.6
8	26 T.Kieffer(LUX)/C.Kosch(LUX) T Porsche Cayman 718 GT4 MR	Team Allied-Racing(DEU) Team Allied-Racing	30	52:03.104	17.707	125.5	21	1:36.851	134.8
9	19 A.Tauscher(DEU)/K.Berwanger(DEU) J Porsche Cayman 718 GT4 MR	KÜS TEAM75 Bernhard(DEU) KÜS TEAM75 Bernhard	30	52:03.931	18.534	125.5	27	1:36.689	135.1
10	21 D.Fetzer(DEU)/J.Sturm(DEU) J Porsche Cayman 718 GT4 MR	Team Allied-Racing(DEU) Team Allied-Racing	30	52:04.708	19.311	125.3	12	1:36.684	135.1
11	27 S.Grotstollen(DEU)/G.Braun(DEU) T BMW M4 GT4	team lillestoff(DEU) team lillestoff	30	52:14.447	29.050	125.0	9	1:36.979	134.7
12	9 T.Neumann(BUL)/J.Böling(DEU) T Porsche Cayman 718 GT4 MR	DLV-Team Schuetz Motorsport(DEU) DLV-Team Schuetz Motorsport	30	52:27.928	42.531	124.6	24	1:37.022	134.6
13	14 J.Kreutzpointner(DEU)/A.Kreutzpointner(DEU) BMW M4 GT4	MRS GT-Racing(DEU) MRS GT-Racing	30	52:30.614	45.217	124.4	9	1:37.191	134.4
14	8 M.Suabo(DEU)/M.Dienst(DEU) T Mercedes-AMG GT4	DLV-Team Schuetz Motorsport(DEU) DLV-Team Schuetz Motorsport	30	52:31.485	46.088	124.1	7	1:35.480	136.8
15	89 J.Krabec(CZE)/L.Marionek(DEU) T KTM X-Bow GT4	RTR projects(CZE) RTR projects	30	52:33.721	48.324	124.3	18	1:36.557	135.3
16	3 C.Hürtgen(DEU)/S.von Gartzen(DEU) BMW M4 GT4	Hofor Racing by Bonk Motorsport(CHE) Hofor Racing by Bonk Motorsport	30	52:34.449	49.052	124.3	11	1:36.734	135.0
17	71 H.Sasse(DEU)/D.Schaak(DEU) J Audi R8 LMS GT4	T3-HRT-Motorsport(DEU) T3-HRT-Motorsport	30	52:36.040	50.643	124.3	23	1:36.741	135.0
18	5 C.Stingu(ROM)/D.Solombrino(DEU) Audi R8 LMS GT4	Hella Pagid - racing one(DEU) Hella Pagid - racing one	30	53:03.612	1:18.215	123.1	17	1:37.345	134.2
19	59 P.Stalidzane(DEU)/A.Sizov(RUS) J McLaren 570s GT4	Dörr Motorsport(DEU) Dörr Motorsport	28	48:20.986	2LAPS	126.0	10	1:36.710	135.0
Not classified									
	23 R.Falkenbach(DEU)/C.Piro(DEU) J Ginetta G55 GT4	Team piro sports Caffè d Italia(DEU) Team piro sports Caffè d Italia	2	3:20.913	28LAPS	134.0	2	1:37.438	134.0

Fastest lap of the race. Car 8 driver Marvin Dienst on lap 7. Time 1:35.480, average speed 136.8 km/h.

Subject to final scrutineering!

Publication time:	Clerk of the Course: Michael Bork	Timekeeper: Steffen Ruhl
-------------------	-----------------------------------	--------------------------



Provisional

Class Result List

Stewards / Race Management

STEWARD	Harry Stüber
STEWARD	Claus Uebach
STEWARD	Manfred Schulte
RACE DIRECTOR	Christian Vormann
CLERK OF THE COURSE	Michael Bork
TECHNICAL DELEGATE	Tim Zessack
CHIEF TIMEKEEPER	Steffen Ruhl

Weather Start/Finish

AIR	28.9°C
TRACK	27.3°C
CONDITIONS	Dry
PRESSURE	945 hPa
AIR	27.4°C
TRACK	26.4°C
CONDITIONS	Wet
PRESSURE	945 hPa

Track Information

GREEN FLAG	14:42:31
CHEQUERED FLAG	15:36:54
SAFETY CAR PHASE	2
FULL COURSE YELLOW PHASE	0
TRACK NAME	Nürburgring
TRACK LENGTH	3629m
TURN COUNT	11
TOTAL DISTANCE	108.87km
FASTEST LAP:	#8. DIE - 1:35.480

STARTED: 20 CLASSIFIED: 19 NOT CLASSIFIED: 1 DISQUALIFIED: 0

Nr.	Drivers	Team	Laps	Total Time	Gap	Kph	Lap	Time	Kph
	Car	Competitor							

CLASS: Junior

Started: 9 Classified: 8

Not Classified: 1

1	48 J.Apotheloz(CHE)/L.Trefz(DEU) Mercedes-AMG GT4	MANN-FILTER Team HTP-WINWARD(DEU) HTP-WINWARD Motorsport	30	51:45.397		126.1	17	1:35.742	136.4
2	10 C.Dupre(DEU)/J.Erlbacher(AUT) Mercedes-AMG GT4	Dupre Motorsport Engineering(DEU) Dupre Motorsport Engineering	30	51:48.409	3.012	126.0	9	1:36.414	135.5
3	69 P.Dörr(DEU)/F.Martin-Dye(GBR) McLaren 570s GT4	Dörr Motorsport(DEU) Dörr Motorsport	30	51:49.171	3.774	125.9	9	1:36.417	135.4
4	4 J.Marschalkowski(DEU)/H.Still(DEU) BMW M4 GT4	Team AVIA Sorg Rennsport(DEU) Team AVIA Sorg Rennsport	30	51:55.153	9.756	125.8	11	1:36.343	135.6
5	19 A.Tauscher(DEU)/K.Berwanger(DEU) Porsche Cayman 718 GT4 MR	KÜS TEAM75 Bernhard(DEU) KÜS TEAM75 Bernhard	30	52:03.931	18.534	125.5	27	1:36.689	135.1
6	21 D.Fetzer(DEU)/J.Sturm(DEU) Porsche Cayman 718 GT4 MR	Team Allied-Racing(DEU) Team Allied-Racing	30	52:04.708	19.311	125.3	12	1:36.684	135.1
7	71 H.Sasse(DEU)/D.Schaak(DEU) Audi R8 LMS GT4	T3-HRT-Motorsport(DEU) T3-HRT-Motorsport	30	52:36.040	50.643	124.3	23	1:36.741	135.0
8	59 P.Stalidzane(DEU)/A.Sizov(RUS) McLaren 570s GT4	Dörr Motorsport(DEU) Dörr Motorsport	28	48:20.986	2LAPS	126.0	10	1:36.710	135.0

Not classified

23	R.Falkenbach(DEU)/C.Piro(DEU) Ginetta G55 GT4	Team piro sports Caffè d Italia(DEU) Team piro sports Caffè d Italia	2	3:20.913	28LAPS	134.0	2	1:37.438	134.0
----	--	---	---	----------	--------	-------	---	----------	-------

Fastest lap of the class. Car 48 driver Luca-Sandro Trefz on lap 17. Time 1:35.742, average speed 136.4 km/h.

CLASS: Trophy

Started: 5 Classified: 5

Not Classified: 0

1	26 T.Kieffer(LUX)/C.Kosch(LUX) Porsche Cayman 718 GT4 MR	Team Allied-Racing(DEU) Team Allied-Racing	30	52:03.104		125.5	21	1:36.851	134.8
2	27 S.Grotstollen(DEU)/G.Braun(DEU) BMW M4 GT4	team lillestoff(DEU) team lillestoff	30	52:14.447	11.343	125.0	9	1:36.979	134.7
3	9 T.Neumann(BUL)/J.Bölting(DEU) Porsche Cayman 718 GT4 MR	DLV-Team Schuetz Motorsport(DEU) DLV-Team Schuetz Motorsport	30	52:27.928	24.824	124.6	24	1:37.022	134.6
4	8 M.Suabo(DEU)/M.Dienst(DEU) Mercedes-AMG GT4	DLV-Team Schuetz Motorsport(DEU) DLV-Team Schuetz Motorsport	30	52:31.485	28.381	124.1	7	1:35.480	136.8
5	89 J.Krabec(CZE)/L.Marionek(DEU) KTM X-Bow GT4	RTR projects(CZE) RTR projects	30	52:33.721	30.617	124.3	18	1:36.557	135.3

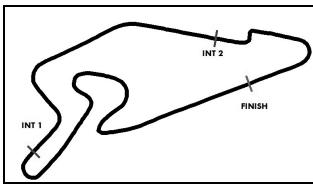
Fastest lap of the class. Car 8 driver Marvin Dienst on lap 7. Time 1:35.480, average speed 136.8 km/h.

Subject to final scrutineering!

Publication time:

Clerk of the Course: Michael Bork

Timekeeper: Steffen Ruhl



ADAC GT4 Germany

Lap Chart Race 2

Provisional

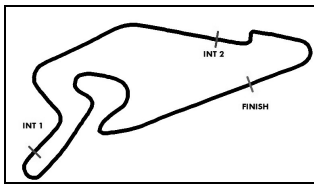


Nürburgring, Length: 3629 m

Sunday, August 16, 2020 14:45:00

LapCha	1	2	3	4	5	6	7	8	9	10	11	12	13	14	15	16	17	18	19	20	21	22	23	24	25	26	27	28	29	30	31	32	33	34	35	36	37	38	39	40	41	42	43	44	45												
LAP 1	8	2	69	48	22	59	10	21	23	4	24	27	26	89	19	5	14	3	71	9																																					
LAP 2	8	2	69	22	48	59	10	21	23	4	24	89	27	26	19	5	3	14	9	71																																					
LAP 3	8	2	69	22	48	59	10	4	24	21	89	27	26	19	5	3	14	9	71	SC																																					
LAP 4	8	2	69	22	48	59	10	4	24	21	89	27	26	19	5	3	14	9	71	SC																																					
LAP 5	8	2	69	22	48	59	10	4	24	21	89	27	26	19	5	3	14	71	9																																						
LAP 6	8	2	69	22	48	10	4	59	21	24	27	89	26	19	5	3	14	71	9																																						
LAP 7	8	2	22	69	48	10	4	59	21	24	27	26	89	19	3	5	14	71	9																																						
LAP 8	8	2	22	69	48	10	4	59	21	24	27	26	89	19	3	5	14	71	9																																						
LAP 9	8	2	22	69	48	10	4	59	21	24	27	26	89	19	3	5	14	71	9																																						
LAP 10	8	2	22	69	48	10	4	59	21	24	27	26	89	3	19	5	14	9	.71																																						
LAP 11	8	2	22	69	48	10	4	59	21	24	27	26	89	3	19	5	14	9	71																																						
LAP 12	8	2	22	48	69	10	4	59	21	24	27	26	89	3	19	5	14	9	71																																						
LAP 13	8	2	22	48	69	10	4	59	21	24	27	26	89	3	19	5	14	9	71																																						
LAP 14	8	2	22	48	10	69	4	59	21	24	27	26	89	3	19	5	14	9	71																																						
LAP 15	8	2	22	48	10	69	4	59	21	27	.24	89	3	5	.26	14	.19	.71																																							
LAP 16	8	2	22	48	10	69	4	59	.21	27	89	3	5	14	24'	26'	19'	9'	71'																																						
LAP 17	8	2	22	48	10	69	4	59	89	5	.27	.3	.14	21'	24'	26'	19'	9'	71'																																						
LAP 18	8	2	48	.22	10	69	.4	.59	89	5	21'	24'	26'	3'	19'	27'	14'	9'	71'																																						
LAP 19	8	48	.2	.10	.69	89	5	22	4'	21'	24'	59'	26'	3'	19'	27'	14'	9'	71'																																						
LAP 20	.48	.89	.5	2	22	10	4	69	24	21	59	8	26	3	19	27	14	9	71																																						
LAP 21	48	2	22	10	4	69	24	21	59	89	8	26	3	19	27	14	5	9	71																																						
LAP 22	48	2	22	10	4	69	24	21	59	89	8	26	3	19	27	14	9	5	71																																						
LAP 23	48	2	22	10	4	69	24	21	59	89	26	3	8	19	27	14	9	5	71																																						
LAP 24	48	2	22	10	4	69	24	21	59	26	19	.89	.3	27	14	8	9	71	5																																						
LAP 25	48	2	22	10	4	69	24	21	59	26	19	27	14	8	9	89	3	71	5																																						
LAP 26	48	2	22	10	4	69	24	21	59	26	19	27	14	9	8	89	3	71	5																																						
LAP 27	48	2	22	10	69	24	4	21	59	26	19	27	14	9	8	89	3	71	5																																						
LAP 28	48	2	22	10	69	24	4	21	59	26	19	27	14	9	8	89	3	71	5																																						
LAP 29	48	2	22	10	69	24	4	26	19	21	27	9	14	8	89	3	71	5	SC																																						
LAP 30	48	2	22	10	69	24	4	26	19	21	27	9	14	8	89	3	71	5	SC	SC																																					

.- PITSTOP ' - LAP BEHIND



ADAC GT4 Germany

Sector List Race 2

Provisional



Nürburgring, Length: 3629m

Air temperature: 27.4°C

Track temperature: 25.5°C

Weather condition: Wet

DMSB Reg. Nr.: R-11746/20

Sunday, August 16, 2020 14:45:00

Lap	Id	Time	SE1	SP1	SE2	SP2	SE3	SP3	TSP	Lap	Id	Time	SE1	SP1	SE2	SP2	SE3	SP3	TSP
89										theoretical besttime: 1:36.333									
Krabec, CZE(#1) / Marionec, DEU(#2)																			
1	2	1:46.053	56.098	117	25.423	210	24.532	165		16	2	1:36.786	48.800	117	24.469	206	23.517	164	
2	2	1:37.780	49.750	117	24.575	207	23.455	165		17	2	1:38.563	49.532	114	25.438	205	23.593	165	
3	2	1:39.947	49.900	116	25.030	205	25.017	163		18	2	1:36.557	48.554	118	24.582	206	23.421	165	
4	2	2:02.257	1:02.201	104	32.982	140	27.074	140		19	2	1:36.865	49.077	117	24.358	208	23.430	165	
5	2	2:19.097	1:07.653	77	41.045	57	30.399	162		20	2	1:40.738	48.783	117	24.538	208	27.417	55	
6	2	1:38.803	50.279	116	24.803	206	23.721	165		21	1	3:07.037	2:17.852	114	24.952	206	24.233	163	
7	2	1:38.523	49.406	117	24.892	208	24.225	164		22	1	1:38.187	49.489	118	24.879	206	23.819	164	
8	2	1:38.160	49.919	117	24.713	206	23.528	165		23	1	1:38.360	49.198	115	25.057	204	24.105	163	
9	2	1:37.394	49.269	118	24.679	206	23.446	164		24	1	1:43.052	49.353	117	25.077	204	28.622	56	
10	2	1:37.307	48.891	116	24.787	206	23.629	164		25	1	1:54.326	1:05.768	119	24.741	206	23.817	163	
11	2	1:37.320	49.102	117	24.624	205	23.594	163		26	1	1:37.882	49.313	118	24.729	206	23.840	164	
12	2	1:37.623	49.049	115	25.031	205	23.543	164		27	1	1:37.653	49.257	118	24.801	206	23.595	164	
13	2	1:37.375	49.257	117	24.541	206	23.577	165		28	1	1:38.560	49.680	117	24.973	206	23.907	163	
14	2	1:37.367	49.078	116	24.675	207	23.614	164		29	1	1:48.876	52.685	102	29.494	178	26.697	159	
15	2	1:38.139	50.163	118	24.531	207	23.445	165		30	1	1:57.134	58.896	96	31.195	162	27.043	163	