

### Provisional

### Result List

Stewards / Race Management

STEWARD	Achim Loth
STEWARD	Manfred Schulte
STEWARD	Dennis Jühe
RACE DIRECTOR	Niels Wittich
CLERK OF THE COURSE	Michael Bork
TECHNICAL DELEGATE	Tim Zessack
CHIEF TIMEKEEPER	Steffen Ruhl

Weather Start/Finish

AIR	26.9°C
TRACK	28.1°C
CONDITIONS	Dry
PRESSURE	945 hPa
AIR	27.5°C
TRACK	31.9°C
CONDITIONS	Dry
PRESSURE	945 hPa

Track Information

GREEN FLAG	13:08:29
CHEQUERED FLAG	14:11:05
SAFETY CAR PHASE	1
FULL COURSE YELLOW PHASE	0
TRACK NAME	Nürburgring
TRACK LENGTH	3629m
TURN COUNT	11
TOTAL DISTANCE	145.16km
FASTEST LAP:	#31. NIE - 1:28.593

STARTED: 35 CLASSIFIED: 34 NOT CLASSIFIED: 1 DISQUALIFIED: 0

Drivers	Team	Car	Laps	Total Time	Gap	Kph	Lap	Time	Kph
1 99 R.Renauer(DEU)/S.Müller(DEU)	Precote Herberth Motorsport(DEU)	Porsche 911 GT3 R	40	1:02:36.542		139.1	9	1:28.978	146.8
2 32 C.Weerts(BEL)(J)/D.Vanhoor(BEL)	TEAM WRT(BEL)	Audi R8 LMS GT3	40	1:02:44.490	7.948	138.9	10	1:29.060	146.6
3 63 F.Perera(FRA)/A.Costa Balboa(ESP)	GRT GRASSERRACINGTEAM(AUT)	Lamborghini Huracan GT3E	40	1:02:46.099	9.557	138.8	10	1:29.015	146.7
4 30 R.Ineichen(CHE)(T)/M.Bortolotti(ITA)	TEAM WRT(BEL)	Audi R8 LMS GT3	40	1:02:46.892	10.350	138.8	11	1:28.965	146.8
5 77 M.Pommer(DEU)/J.Schmidt(CHE)	Callaway Competition(DEU)	Corvette C7 GT3-R	40	1:02:47.208	10.666	138.7	11	1:29.042	146.7
6 28 M.Hofer(AUT)/C.Haase(DEU)	Montaplastby Land Motorsport(DEU)	Audi R8 LMS GT3	40	1:02:47.617	11.075	138.8	9	1:29.009	146.7
7 22 M.Engel(DEU)/L.Stolz(DEU)	Toksport WRT(DEU)	Mercedes-AMG GT3EVO	40	1:02:48.683	12.141	138.8	10	1:29.320	146.2
8 48 P.Ellis(GBR)/R.Marciello(ITA)	KNAUS Team HTP-WINWARD(DEU)	Mercedes-AMG GT3EVO	40	1:02:49.478	12.936	138.8	16	1:29.259	146.3
9 82 S.Schothorst(NLD)/T.Zimmermann(DEU)(J)	GRT GRASSERRACINGTEAM(AUT)	Lamborghini Huracan GT3E	40	1:02:50.329	13.787	138.8	10	1:29.340	146.2
10 31 P.Niederhauser(CHE)/K.van der Linde(ZAF)	RUTRONIK-RACING(DEU)	Audi R8 LMS GT3	40	1:02:50.764	14.222	138.6	20	1:28.593	147.4
11 20 M.Wishofer(AUT)(J)/D.Boccolacci(FRA)	Team Zakspeed BKK Mobil Oil Racing(D	Mercedes-AMG GT3EVO	40	1:02:55.563	19.021	138.6	12	1:29.610	145.7
12 91 M.Joos(DEU)/J.Andlauer(FRA)	Joos Sportwagenteknik(DEU)	Porsche 911 GT3 R	40	1:02:57.205	20.663	138.4	9	1:29.023	146.7
13 7 A.Renauer(DEU)/S.Asch(DEU)	Precote Herberth Motorsport(DEU)	Porsche 911 GT3 R	40	1:03:03.248	26.706	138.3	14	1:29.667	145.6
14 47 I.Dontje(NLD)/M.Götz(DEU)	MANN-FILTER Team HTP-WINWARD(D	Mercedes-AMG GT3EVO	40	1:03:04.538	27.996	138.3	13	1:29.668	145.6
15 19 N.Lagrange(BEL)/C.Schmid(AUT)	GRT GRASSERRACINGTEAM(AUT)	Lamborghini Huracan GT3E	40	1:03:06.578	30.036	138.3	18	1:29.506	145.9
16 92 M.Ammermüller(DEU)/C.Engelhart(DEU)	SSR Performance(DEU)	Porsche 911 GT3 R	40	1:03:07.455	30.913	138.3	8	1:29.611	145.7
17 17 K.Bachler(AUT)/S.De Silvestro(CHE)	KÜS TEAM75 Bernhard(DEU)	Porsche 911 GT3 R	40	1:03:07.630	31.088	138.4	12	1:29.556	145.8
18 18 J.Fittje(DEU)(J)/D.Jahn(DEU)	KÜS TEAM75 Bernhard(DEU)	Porsche 911 GT3 R	40	1:03:10.276	33.734	138.9	8	1:28.954	146.8
19 9 A.Read(AUS)(J)/J.Eriksson(SWE)	Schubert Motorsport(DEU)	BMW M6 GT3	40	1:03:14.639	38.097	138.1	8	1:29.499	145.9
20 29 K.Schramm(DEU)(J)/C.Mies(DEU)	Montaplastby Land Motorsport(DEU)	Audi R8 LMS GT3	40	1:03:16.317	39.775	137.8	17	1:29.531	145.9
21 10 H.Skoog(SWE)(J)/N.Yelloly(GBR)	Schubert Motorsport(DEU)	BMW M6 GT3	40	1:03:18.553	42.011	137.8	9	1:29.637	145.7
22 3 N.Rogivue(CHE)(J)/M.Hackländer(DEU)	Aust Motorsport(DEU)	Audi R8 LMS GT3	40	1:03:18.957	42.415	138.0	11	1:29.650	145.7
23 71 M.Paul(DEU)(J)/N.Langeveld(NLD)	T3-HRT-Motorsport(DEU)	Audi R8 LMS GT3	40	1:03:19.298	42.756	138.0	13	1:29.676	145.6
24 33 F.Salaquarda(CZE)(T)/F.Stippler(DEU)	Team ISR(CZE)	Audi R8 LMS GT3	40	1:03:20.726	44.184	137.8	12	1:29.448	146.0
25 36 M.Dienst(DEU)(J)/P.Frommenwiler(CHE)	DLV-Team Schuetz Motorsport(DEU)	Mercedes-AMG GT3	40	1:03:20.921	44.379	138.0	26	1:29.798	145.4
26 8 D.Marschall(DEU)(J)/C.Schreiner(DEU)(J)	RUTRONIK-RACING(DEU)	Audi R8 LMS GT3	40	1:03:21.102	44.560	138.1	29	1:29.123	146.5
27 12 M.Ortmann(DEU)(J)/M.Winkelhock(DEU)	EFP Car Collection by TECE(DEU)	Audi R8 LMS GT3	40	1:03:21.383	44.841	137.9	11	1:29.908	145.3
28 25 I.Waliko(POL)(J)/M.Beckhusen(DEU)(J)	BWT Mücke Motorsport(DEU)	Audi R8 LMS GT3	40	1:03:22.083	45.541	138.0	18	1:30.152	144.9
29 34 B.Goethe(DNK)(J)/S.Hall(GBR)	TEAM WRT(BEL)	Audi R8 LMS GT3	40	1:03:23.512	46.970	137.8	12	1:30.068	145.0
30 72 C.Schöll(AUT)(J)/J.Pepper(ZAF)	T3-HRT-Motorsport(DEU)	Bentley Continental GT3	40	1:03:29.135	52.593	137.7	9	1:28.665	147.3
31 14 E.Johansson(SWE)(J)/J.Klingmann(DEU)	MRS GT-Racing(DEU)	BMW M6 GT3	40	1:03:34.155	57.613	137.5	11	1:30.272	144.7
32 21 D.Keilwitz(DEU)/J.Eriksson(SWE)	Team Zakspeed BKK Mobil Oil Racing(D	Mercedes-AMG GT3EVO	40	1:03:34.874	58.332	138.4	10	1:29.713	145.6
33 11 E.Erhart(DEU)(T)/P.Kaffer(DEU)	EFP Car Collection by TECE(DEU)	Audi R8 LMS GT3	40	1:03:41.155	1:04.613	137.2	11	1:30.051	145.0
34 4 R.Frey(CHE)/H.von Danwitz(DEU)(J)	Aust Motorsport(DEU)	Audi R8 LMS GT3	40	1:03:42.858	1:06.316	137.3	31	1:30.442	144.4

Not classified

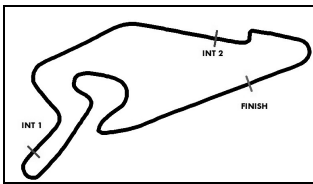
26 R.Feller(CHE)(J)/S.Mücke(DEU)	BWT Mücke Motorsport(DEU)	Audi R8 LMS GT3
----------------------------------	---------------------------	-----------------

Fastest lap of the race. Car 31 driver Patric Niederhauser on lap 20. Time 1:28.593, average speed 147.4 km/h.

Following race director decision drive through penalty converted into a time penalty of 30 seconds for car no. 21

Following stewards decision no. 83 drive through penalty converted into a time penalty of 30 seconds for car no. 18

Subject to final scrutineering!		
Publication time:	Clerk of the Course: Michael Bork	Timekeeper: Steffen Ruhl



# ADAC GT Masters

## Lap Chart Race 2

Provisional

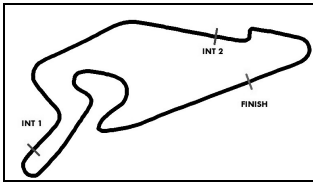


Nürburgring, Length: 3629 m

Sunday, August 16, 2020 13:10:00

LapCha	1	2	3	4	5	6	7	8	9	10	11	12	13	14	15	16	17	18	19	20	21	22	23	24	25	26	27	28	29	30	31	32	33	34	35	36	37	38	39	40	41	42	43	44	45
LAP 1	18	31	99	77	32	63	28	91	30	22	82	48	20	29	7	47	10	19	21	33	9	92	17	3	12	71	34	11	14	36	72	25	4	8	SC1										
LAP 2	18	31	99	77	32	63	28	91	30	22	82	48	20	29	7	47	10	19	21	33	9	92	17	3	12	71	34	11	14	36	72	25	4	8	SC1										
LAP 3	18	31	99	77	32	63	28	91	30	22	82	48	20	29	7	47	10	19	21	33	9	92	17	3	12	71	34	11	14	36	72	25	4	8											
LAP 4	18	31	99	77	32	63	28	91	30	22	82	48	SC1																																
LAP 4	20	29	7	47	10	19	21	33	9	92	17	3	12	71	34	11	14	36	72	25	4	8																							
LAP 5	18	31	99	77	32	63	28	91	30	22	82	48	20	29	7	47	10	21	19	9	33	92	17	3	12	71	34	11	14	72	36	25	4	8											
LAP 6	18	31	99	77	32	63	28	30	91	22	82	20	48	29	7	47	10	21	9	19	33	92	17	3	12	71	34	72	11	14	36	25	8	4											
LAP 7	18	31	99	77	32	63	28	30	91	22	82	20	48	29	7	47	10	21	9	19	33	92	17	3	12	71	34	11	14	36	25	72	8	4											
LAP 8	18	31	99	77	32	63	28	30	91	22	82	20	48	29	7	47	10	9	21	19	33	92	17	3	12	71	34	11	14	36	25	8	4	72											
LAP 9	18	31	99	77	32	63	28	30	91	22	82	20	48	29	7	47	10	9	21	19	33	92	17	3	12	71	34	11	14	36	25	8	4	72											
LAP 10	18	31	99	77	32	63	28	30	91	22	82	20	48	29	7	47	10	9	21	19	33	92	17	3	12	71	34	11	14	36	25	8	4	72											
LAP 11	18	31	99	77	32	63	28	30	91	22	82	20	48	29	7	47	10	9	21	19	33	92	17	3	12	71	34	11	14	36	25	8	4	72											
LAP 12	18	31	99	77	32	63	28	30	91	22	82	20	48	29	7	47	10	9	21	19	33	92	17	3	71	12	34	11	14	36	25	8	4	72											
LAP 13	18	31	99	77	32	63	28	30	91	22	82	20	48	29	7	47	10	9	21	19	33	92	17	3	71	12	34	11	14	36	25	8	72	4											
LAP 14	18	31	99	77	32	63	28	30	91	22	82	20	48	29	7	47	10	9	21	19	33	92	17	3	71	12	34	11	14	36	25	8	72	4											
LAP 15	18	31	99	77	32	63	28	30	91	22	82	48	20	29	7	47	10	9	21	19	92	33	17	3	71	12	34	11	14	36	25	8	72	4											
LAP 16	18	99	77	32	63	28	30	91	.31	82	48	.22	29	7	47	10	9	.20	21	19	92	3	71	12	.33	34	.17	11	14	8	25	.36	72	.4	36'	4'									
LAP 17	18	99	77	32	28	30	91	.63	82	48	29	7	9	19	.47	.10	.21	3	.92	12	34	.71	11	25	72	.14	.8	31	22	20	33	17	71'	36'	14'	8'	4'								
LAP 18	18	32	28	30	91	.99	.77	29	.82	.48	7	9	19	3	34	.12	25	72	.11	31	63	22	20	47	21	10	92	33	17	71'	12'	11'	36'	14'	8'	4'									
LAP 19	18	30	91	.32	.28	29	7	9	19	.3	72	25	.34	31	99	77	63	22	48	82	20	47	21	10	92	17	33	12'	34'	36'	11'	14'	8'	4'											
LAP 20	18	30	91	7	9	.29	19	25	.72	31	99	32	77	63	28	22	48	82	20	47	21	10	92	3	33	17	71	4'																	
LAP 21	.18	.30	.91	7	19	.9	.25	31	99	32	77	63	28	22	48	82	20	29	47	21	10	92	3	33	17	71	12	36	34	72	11	8	14												
LAP 22	.7	.19	31	99	18	32	30	77	63	28	91	22	48	82	20	29	47	21	9	10	92	3	17	33	71	12	36	25	34	72	11	8	14	4											
LAP 23	31	99	18	32	30	77	63	28	22	91	48	82	20	29	7	47	19	21	9	10	92	17	3	33	71	12	36	25	34	72	8	14	11	4											
LAP 24	31	99	18	32	30	77	63	28	22	91	48	82	20	29	7	47	21	19	9	10	92	17	3	33	71	12	36	25	34	8	72	14	11	4											
LAP 25	.31	99	18	32	30	77	63	28	22	91	48	82	20	29	7	47	21	19	9	10	92	17	3	33	71	12	36	25	34	8	72	14	11	4											
LAP 26	99	18	32	30	77	63	28	22	91	48	82	20	31	29	7	47	21	19	9	92	17	10	3	33	71	12	36	25	8	34	72	14	11	4											
LAP 27	99	18	32	30	77	63	28	22	91	48	82	20	31	29	7	47	21	19	9	92	17	10	3	33	71	12	36	8	25	34	72	14	11	4											
LAP 28	99	18	32	30	77	63	28	22	91	48	82	20	31	29	7	47	21	19	9	92	17	10	3	33	71	12	36	8	25	34	72	14	11	4											
LAP 29	99	18	32	30	77	63	28	22	91	48	82	31	20	29	7	47	21	19	9	92	17	10	3	71	33	12	36	8	25	34	72	14	11	4											
LAP 30	99	18	32	30	77	63	28	22	91	48	82	31	20	29	7	47	21	19	92	9	17	10	3	71	33	36	12	8	25	34	72	14	11	4											
LAP 31	99	18	32	30	77	63	28	22	91	48	82	31	20	29	7	47	21	19	92	17	9	10	3	71	33	36	8	12	25	34	72	14	11	4											
LAP 32	99	18	32	30	77	63	28	22	48	91	82	31	20	29	7	47	21	19	92	17	9	10	3	71	33	36	8	12	25	34	72	14	11	4											
LAP 33	99	18	32	30	77	63	28	22	48	82	31	91	20	29	7	47	21	19	92	17	9	10	3	71	33	36	8	12	25	34	72	14	11	4											
LAP 34	99	18	32	30	77	63	28	22	48	82	31	20	91	29	7	47	21	19	92	17	9	10	3	71	33	36	8	12	25	34	72	14	11	4											

. - PIT STOP ' - LAP BEHIND



# ADAC GT Masters

## Lap Chart Race 2

Provisional



Nürburgring, Length: 3629 m

Sunday, August 16, 2020 13:10:00

LapCha	1	2	3	4	5	6	7	8	9	10	11	12	13	14	15	16	17	18	19	20	21	22	23	24	25	26	27	28	29	30	31	32	33	34	35	36	37	38	39	40	41	42	43	44	45						
LAP 35	99	18	32	30	77	63	28	22	48	82	31	20	91	29	7	47	21	19	92	17	9	10	3	33	71	36	8	12	25	34	72	14	11	4																	
LAP 36	99	18	32	30	77	63	28	22	48	82	31	20	91	29	7	47	21	19	92	17	9	10	3	33	71	36	8	12	25	34	72	14	11	4																	
LAP 37	99	18	32	30	63	77	28	22	48	82	31	20	91	29	7	47	21	19	92	17	9	10	3	33	71	36	8	12	25	34	72	14	11	4																	
LAP 38	99	18	32	30	63	77	28	22	48	82	31	20	91	29	7	47	21	19	92	17	9	10	3	33	71	36	8	12	25	34	72	14	11	4																	
LAP 39	99	18	32	30	63	77	28	22	48	82	31	20	91	7	47	21	19	92	17	9	29	10	3	33	71	36	8	12	25	34	72	14	11	4																	
LAP 40	99	18	32	63	30	77	28	22	48	82	31	20	91	7	47	21	19	92	17	9	29	10	3	71	33	36	8	12	25	34	72	14	11	4																	

.- PITSTOP ' - LAPBEHIND

















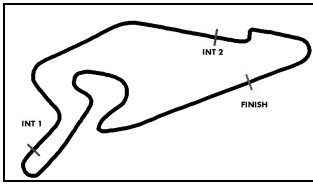












# ADAC GT Masters

## Sector List Race 2

Provisional



Nürburgring, Length: 3629m

Air temperature: 27.48°C

Track temperature: 32.2°C

Weather condition: Dry

DMSB Reg. Nr.: R-11746/20

Sunday, August 16, 2020 13:10:00

Lap	Id	Time	SE1	SP1	SE2	SP2	SE3	SP3	TSP	Lap	Id	Time	SE1	SP1	SE2	SP2	SE3	SP3	TSP
14	2	1:29.492	45.370	131	22.530	235	21.592	186		34	1	1:31.592	45.605	131	23.138	233	22.849	182	
15	2	1:29.602	45.453	132	22.471	234	21.678	186		35	1	1:31.037	46.159	132	22.915	234	21.963	186	
16	2	1:29.491	45.481	131	22.458	235	21.552	186		36	1	1:30.522	45.863	129	22.730	234	21.929	185	
17	2	1:29.992	45.560	129	22.646	235	21.786	186		37	1	1:31.335	45.879	129	23.481	231	21.975	186	
18	2	1:29.661	45.451	127	22.590	236	21.620	186		38	1	1:30.688	45.967	130	22.770	234	21.951	186	
19	2	1:29.701	45.420	130	22.579	236	21.702	185		39	1	1:30.564	45.988	132	22.722	234	21.854	185	
20	2	1:30.046	45.675	129	22.576	<b>237</b>	21.795	<b>187</b>		40	1	1:30.791	46.085	130	22.716	234	21.990	185	

### 92 Ammermüller, DEU(#1) / Engelhart, DEU(#2)

theoretical besttime: 1:29.504

1	2	1:45.766			1:18.466	230	27.300	80		21	1	1:30.124	45.718	128	22.712	233	21.694	184	
2	2	2:05.604	1:01.925	125	36.308	158	27.371	114		22	1	1:30.192	45.603	129	22.779	234	21.810	184	
3	2	2:04.119	1:01.576	128	34.855	144	27.688	92		23	1	1:30.604	46.032	127	22.796	233	21.776	184	
4	2	1:47.512	55.414	125	28.896	221	23.202	184		24	1	1:30.746	45.995	128	22.846	234	21.905	184	
5	2	1:31.926	46.257	<b>130</b>	23.207	<b>236</b>	22.462	<b>186</b>		25	1	1:31.304	46.538	129	22.812	233	21.954	183	
6	2	1:30.773	46.186	129	22.788	232	21.799	184		26	1	1:31.706	46.156	127	23.343	233	22.207	186	
7	2	1:30.013	45.607	129	22.711	234	21.695	185		27	1	1:30.073	45.706	129	22.689	233	21.678	185	
8	<b>2</b>	<b>1:29.611</b>	<b>45.401</b>	129	22.654	233	21.556	184		28	<b>1</b>	1:30.097	45.719	129	22.660	234	21.718	184	
9	2	1:29.675	45.521	128	22.616	233	21.538	184		29	1	1:30.386	45.908	127	22.726	235	21.752	185	
10	2	1:29.821	45.430	128	22.733	233	21.658	184		30	1	1:31.006	46.150	127	22.806	234	22.050	184	
11	2	1:29.764	45.546	129	<b>22.576</b>	233	21.642	184		31	1	1:30.505	46.034	130	22.731	232	21.740	184	
12	2	1:29.843	45.566	128	22.750	233	<b>21.527</b>	184		32	1	1:30.030	45.672	128	22.626	234	21.732	184	
13	2	1:30.035	45.636	129	22.731	232	21.668	183		33	1	1:30.188	45.674	130	22.700	233	21.814	185	
14	2	1:30.689	45.526	129	22.874	233	22.289	184		34	1	1:30.471	45.662	128	22.852	233	21.957	184	
15	2	1:30.941	46.405	127	22.838	232	21.698	184		35	1	1:30.366	45.880	129	22.739	233	21.747	185	
16	2	1:30.238	45.646	127	22.872	231	21.720	183		36	1	1:30.530	45.902	129	22.755	232	21.873	184	
17	2	1:34.166	45.584	129	22.901	232	25.681	57		37	1	1:30.688	45.957	129	22.910	232	21.821	185	
18	1	2:34.728	1:50.291	129	22.780	232	21.657	184		38	1	1:30.640	45.832	126	22.953	234	21.855	185	
19	1	1:30.098	45.647	129	22.659	233	21.792	184		39	1	1:31.001	46.080	127	22.963	234	21.958	185	
20	1	1:30.186	45.704	129	22.742	233	21.740	184		40	1	1:31.290	46.337	128	22.890	234	22.063	185	

### 99 Renauer, DEU(#1) / Müller, DEU(#2)

theoretical besttime: 1:28.848

1	2	1:35.340	50.422	133	22.618	<b>237</b>	22.300	170		21	1	1:29.664	45.545	131	22.485	235	21.634	187	
2	2	2:01.476	58.256	93	34.794	151	28.426	154		22	1	1:29.853	45.657	132	22.493	235	21.703	186	
3	2	2:01.563	1:00.184	103	33.775	148	27.604	163		23	1	1:29.828	45.562	132	22.557	234	21.709	187	
4	2	1:56.396	57.450	87	32.219	137	26.727	187		24	1	1:30.149	45.554	132	22.690	234	21.905	186	
5	2	1:30.024	45.963	126	22.555	235	21.506	186		25	1	1:29.872	45.525	132	22.579	234	21.768	186	
6	2	1:29.241	45.222	133	22.388	236	21.631	186		26	1	1:30.172	45.750	131	22.573	234	21.849	186	
7	2	1:29.511	45.398	132	22.436	236	21.677	187		27	1	1:30.021	45.754	131	22.582	235	21.685	187	
8	2	1:29.048	45.174	132	22.387	236	21.487	186		28	1	1:29.565	45.521	133	22.435	235	21.609	187	
9	<b>2</b>	<b>1:28.978</b>	45.243	131	<b>22.269</b>	236	<b>21.466</b>	186		29	<b>1</b>	1:30.109	45.839	131	22.513	235	21.757	186	
10	2	1:29.059	45.191	132	22.377	236	21.491	185		30	1	1:30.155	45.686	132	22.642	234	21.827	186	
11	2	1:29.075	<b>45.113</b>	130	22.437	235	21.525	187		31	1	1:29.722	45.520	131	22.462	235	21.740	186	
12	2	1:29.547	45.334	131	22.475	237	21.738	187		32	1	1:29.670	45.537	132	22.447	235	21.686	187	
13	2	1:29.636	45.257	131	22.462	236	21.917	187		33	1	1:29.955	45.625	131	22.664	233	21.666	187	
14	2	1:29.780	45.642	132	22.466	236	21.672	187		34	1	1:29.863	45.492	132	22.570	233	21.801	186	
15	2	1:29.481	45.436	131	22.472	235	21.573	186		35	1	1:30.087	45.692	132	22.626	233	21.769	187	
16	2	1:29.403	45.289	130	22.457	236	21.657	185		36	1	1:30.000	45.576	132	22.668	234	21.756	187	
17	2	1:29.384	45.269	131	22.470	234	21.645	186		37	1	1:30.449	45.866	133	22.790	233	21.793	186	
18	2	1:34.393	46.025	132	22.752	237	25.616	58		38	1	1:30.340	45.735	130	22.705	234	21.900	186	
19	1	2:34.377	1:50.180	130	22.549	235	21.648	186		39	1	1:30.230	45.789	131	22.678	235	21.763	187	
20	1	1:30.211	45.725	131	22.612	235	21.874	187		40	1	1:30.915	45.958	131	22.860	233	22.097	183	

