

Provisional

Result List

Stewards / Race Management

STEWARD	Harry Stüber
STEWARD	Claus Uebach
STEWARD	Manfred Schulte
RACE DIRECTOR	Christian Vormann
CLERK OF THE COURSE	Michael Bork
TECHNICAL DELEGATE	Tim Zessack
CHIEF TIMEKEEPER	Steffen Ruhl

Weather Start/Finish

AIR	20.2°C
TRACK	19.7°C
CONDITIONS	Dry
PRESSURE	945 hPa
AIR	21.1°C
TRACK	20.6°C
CONDITIONS	Dry
PRESSURE	945 hPa

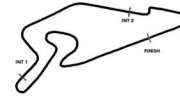
Track Information

GREEN FLAG	9:45:00
CHEQUERED FLAG	10:05:00
SAFETY CAR PHASE	0
FULL COURSE YELLOW PHASE	0
TRACK NAME	Nürburgring
TRACK LENGTH	3629m
TURN COUNT	11
FASTEST LAP:	#8. DIE - 1:34.112

STARTED: 20 CLASSIFIED: 20 NOT CLASSIFIED: 0 DISQUALIFIED: 0

Nr.	Drivers	Team	Lap	Best Time	Gap	Diff	Kph	Day Time
Cl.	Car	Competitor						
1	8 M.Suabo(DEU)/M.Dienst(DEU) T Mercedes-AMG GT4	DLV-Team Schuetz Motorsport(DEU) DLV-Team Schuetz Motorsport	7	1:34.112			138.8	10:03:13
2	2 M.Schrey(DEU)/G.Piana(ITA) BMW M4 GT4	Hofor Racing by Bonk Motorsport(CHE) Hofor Racing by Bonk Motorsport	5	1:34.211	0.099	0.099	138.6	10:00:10
3	69 P.Dörr(DEU)/F.Martin-Dye(GBR) J McLaren 570s GT4	Dörr Motorsport(DEU) Dörr Motorsport	4	1:34.390	0.278	0.179	138.4	9:53:02
4	48 J.Apotheloz(CHE)/L.Trefz(DEU) J Mercedes-AMG GT4	MANNFILTER - Team HTP-WINWARD(DEU) HTP-WINWARD Motorsport	10	1:34.434	0.322	0.044	138.3	10:06:23
5	22 J.Kasperlik(DEU)/N.Möller-Madsen(DNK) Porsche Cayman 718 GT4 MR	Team Allied-Racing(DEU) Team Allied-Racing	6	1:34.727	0.615	0.293	137.9	10:04:59
6	59 P.Stalidzane(DEU)/A.Sizov(RUS) J McLaren 570s GT4	Dörr Motorsport(DEU) Dörr Motorsport	7	1:34.810	0.698	0.083	137.7	9:58:02
7	26 T.Kieffer(LUX)/C.Kosch(LUX) T Porsche Cayman 718 GT4 MR	Team Allied-Racing(DEU) Team Allied-Racing	8	1:34.859	0.747	0.049	137.7	10:00:23
8	10 C.Dupre(DEU)/J.Erlbacher(AUT) J Mercedes-AMG GT4	Dupre Motorsport Engineering(DEU) Dupre Motorsport Engineering	4	1:34.891	0.779	0.032	137.6	9:52:44
9	23 R.Falkenbach(DEU)/C.Piro(DEU) J Ginetta G55 GT4	Team piro sports Caffè d Italia(DEU) Team piro sports Caffè d Italia	7	1:35.046	0.934	0.155	137.4	10:05:22
10	21 D.Fetzer(DEU)/J.Sturm(DEU) J Porsche Cayman 718 GT4 MR	Team Allied-Racing(DEU) Team Allied-Racing	6	1:35.071	0.959	0.025	137.4	10:00:47
11	24 R.Kofler(AUT)/F.Janits(AUT) KTM X-BOW GT4 EVO	True Racing(AUT) True Racing	7	1:35.183	1.071	0.112	137.2	10:00:27
12	4 J.Marschalkowski(DEU)/H.Still(DEU) J BMW M4 GT4	Team AVIA Sorg Rennsport(DEU) Team AVIA Sorg Rennsport	6	1:35.336	1.224	0.153	137.0	9:59:26
13	89 J.Krabec(CZE)/L.Marionek(DEU) T KTM X-Bow GT4	RTR projects(CZE) RTR projects	11	1:35.468	1.356	0.132	136.8	10:04:35
14	27 S.Grotstollen(DEU)/G.Braun(DEU) T BMW M4 GT4	team lillestoff(DEU) team lillestoff	5	1:35.514	1.402	0.046	136.7	9:56:04
15	19 A.Tauscher(DEU)/K.Berwanger(DEU) J Porsche Cayman 718 GT4 MR	KÜS TEAM75 Bernhard(DEU) KÜS TEAM75 Bernhard	3	1:35.666	1.554	0.152	136.5	9:50:19
16	14 J.Kreutzpointner(DEU)/A.Kreutzpointner(DEU) BMW M4 GT4	MRS GT-Racing(DEU) MRS GT-Racing	7	1:35.971	1.859	0.305	136.1	10:01:42
17	3 C.Hürtgen(DEU)/S.von Gartzen(DEU) BMW M4 GT4	Hofor Racing by Bonk Motorsport(CHE) Hofor Racing by Bonk Motorsport	5	1:36.006	1.894	0.035	136.0	10:00:16
18	71 H.Sasse(DEU)/D.Schaak(DEU) J Audi R8 LMS GT4	T3-HRT-Motorsport(DEU) T3-HRT-Motorsport	11	1:36.034	1.922	0.028	136.0	10:03:56
19	5 C.Stingu(ROM)/D.Solombrino(DEU) Audi R8 LMS GT4	Hella Pagid - racing one(DEU) Hella Pagid - racing one	5	1:36.173	2.061	0.139	135.8	9:53:47
20	9 T.Neumann(BUL)/J.Bölting(DEU) T Porsche Cayman 718 GT4 MR	DLV-Team Schuetz Motorsport(DEU) DLV-Team Schuetz Motorsport	9	1:36.489	2.377	0.316	135.3	10:01:35

Subject to final scrutineering!



Provisional


Result List

Nr. Drivers	Team	Lap	Best Time	Gap	Diff	Kph	Day Time
Cl. Car	Competitor						

Publication time:

Clerk of the Course: Michael Bork

Timekeeper: Steffen Ruhl



Provisional

Class Result List

Stewards / Race Management

STEWARD	Harry Stüber
STEWARD	Claus Uebach
STEWARD	Manfred Schulte
RACE DIRECTOR	Christian Vormann
CLERK OF THE COURSE	Michael Bork
TECHNICAL DELEGATE	Tim Zessack
CHIEF TIMEKEEPER	Steffen Ruhl

Weather Start/Finish

AIR	20.2°C
TRACK	19.7°C
CONDITIONS	Dry
PRESSURE	945 hPa
AIR	21.1°C
TRACK	20.6°C
CONDITIONS	Dry
PRESSURE	945 hPa

Track Information

GREEN FLAG	9:45:00
CHEQUERED FLAG	10:05:00
SAFETY CAR PHASE	0
FULL COURSE YELLOW PHASE	0
TRACK NAME	Nürburgring
TRACK LENGTH	3629m
TURN COUNT	11
FASTEST LAP:	#8. DIE - 1:34.112

STARTED: 20 CLASSIFIED: 20 NOT CLASSIFIED: 0 DISQUALIFIED: 0

Nr.	Drivers	Team	Lap	Best Time	Gap	Diff	Kph	Day Time
	Car	Competitor						

CLASS: Trophy

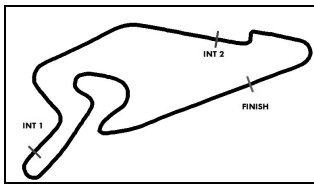
Started: 5	Classified: 5	Not Classified: 0						
1	8 M.Suabo(DEU)/M.Dienst(DEU) Mercedes-AMG GT4	DLV-Team Schuetz Motorsport(DEU) DLV-Team Schuetz Motorsport	7	1:34.112			138.8	10:03:13
2	26 T.Kieffer(LUX)/C.Kosch(LUX) Porsche Cayman 718 GT4 MR	Team Allied-Racing(DEU) Team Allied-Racing	8	1:34.859	0.747	0.747	137.7	10:00:23
3	89 J.Krabec(CZE)/L.Marionek(DEU) KTM X-Bow GT4	RTR projects(CZE) RTR projects	11	1:35.468	1.356	0.609	136.8	10:04:35
4	27 S.Grotstollen(DEU)/G.Braun(DEU) BMW M4 GT4	team lillestoff(DEU) team lillestoff	5	1:35.514	1.402	0.046	136.7	9:56:04
5	9 T.Neumann(BUL)/J.Böling(DEU) Porsche Cayman 718 GT4 MR	DLV-Team Schuetz Motorsport(DEU) DLV-Team Schuetz Motorsport	9	1:36.489	2.377	0.975	135.3	10:01:35

CLASS: Junior

Started: 9	Classified: 9	Not Classified: 0						
1	69 P.Dörr(DEU)/F.Martin-Dye(GBR) McLaren 570s GT4	Dörr Motorsport(DEU) Dörr Motorsport	4	1:34.390			138.4	9:53:02
2	48 J.Apotheloz(CHE)/L.Trefz(DEU) Mercedes-AMG GT4	MANNFILTER - Team HTP-WINWARD(DEU) HTP-WINWARD Motorsport	10	1:34.434	0.044	0.044	138.3	10:06:23
3	59 P.Stalidzane(DEU)/A.Sizov(RUS) McLaren 570s GT4	Dörr Motorsport(DEU) Dörr Motorsport	7	1:34.810	0.420	0.376	137.7	9:58:02
4	10 C.Dupre(DEU)/J.Erlbacher(AUT) Mercedes-AMG GT4	Dupre Motorsport Engineering(DEU) Dupre Motorsport Engineering	4	1:34.891	0.501	0.081	137.6	9:52:44
5	23 R.Falkenbach(DEU)/C.Piro(DEU) Ginetta G55 GT4	Team piro sports Caffè d Italia(DEU) Team piro sports Caffè d Italia	7	1:35.046	0.656	0.155	137.4	10:05:22
6	21 D.Fetzer(DEU)/J.Sturm(DEU) Porsche Cayman 718 GT4 MR	Team Allied-Racing(DEU) Team Allied-Racing	6	1:35.071	0.681	0.025	137.4	10:00:47
7	4 J.Marschalkowski(DEU)/H.Still(DEU) BMW M4 GT4	Team AVIA Sorg Rennsport(DEU) Team AVIA Sorg Rennsport	6	1:35.336	0.946	0.265	137.0	9:59:26
8	19 A.Tauscher(DEU)/K.Berwanger(DEU) Porsche Cayman 718 GT4 MR	KÜS TEAM75 Bernhard(DEU) KÜS TEAM75 Bernhard	3	1:35.666	1.276	0.330	136.5	9:50:19
9	71 H.Sasse(DEU)/D.Schaak(DEU) Audi R8 LMS GT4	T3-HRT-Motorsport(DEU) T3-HRT-Motorsport	11	1:36.034	1.644	0.368	136.0	10:03:56

Subject to final scrutineering!

Publication time:	Clerk of the Course: Michael Bork	Timekeeper: Steffen Ruhl
-------------------	-----------------------------------	--------------------------



ADAC GT4 Germany

Sector List Qualifying 2

Provisional



Nürburgring, Length: 3629m

Air temperature: 21.11°C

Track temperature: 20.7°C

Weather condition: Dry

DMSB Reg. Nr.: R-11746/20

Sunday, August 16, 2020 9:45:00

Lap Id	Time	SE1	SP1	SE2	SP2	SE3	SP3	TSP	Lap Id	Time	SE1	SP1	SE2	SP2	SE3	SP3	TSP
2 Schrey, DEU(#1) / Piana, ITA(#2)									theoretical besttime: 1:34.207								
1	2	8:37.012	7:44.264	105	26.564	198	26.184	170	4	2	1:34.479	47.833	121	23.959	220	22.687	173
2	2	1:49.399	55.848	115	27.922	213	25.629	173	5	2	1:34.211	47.775	121	23.910	220	22.526	173
3	2	1:34.831	48.222	121	24.007	220	22.602	174	6	2	1:39.847	47.771	121	24.029	221	28.047	53

3 Hürtgen, DEU(#1) / von Gartzen, DEU(#2)									theoretical besttime: 1:35.602								
1	2	8:37.713	7:44.884	108	26.640	204	26.189	170	5	2	1:36.006	48.392	120	24.269	218	23.345	172
2	2	1:49.478	55.951	93	27.866	212	25.661	171	6	2	1:39.678	48.642	120	24.251	218	26.785	173
3	2	1:36.309	48.819	114	24.496	219	22.994	172	7	2	1:48.245	48.446	119	32.704	154	27.095	172
4	2	1:36.549	48.357	119	24.654	219	23.538	172	8	2	1:58.880	48.974	110	31.006	151	38.900	38

4 Marschalkowski, DEU(#1) / Still, DEU(#2)									theoretical besttime: 1:35.174								
1	2	6:07.111	5:07.038	87	33.865	177	26.208	168	5	2	1:35.483	48.438	121	24.215	218	22.830	172
2	2	1:53.379	59.608	101	30.087	195	23.684	172	6	2	1:35.336	48.600	122	24.078	218	22.658	172
3	2	1:38.860	50.308	115	25.043	210	23.509	173	7	2	1:37.787	49.885	118	24.435	218	23.467	173
4	2	1:35.670	48.580	120	24.172	217	22.918	171	8	2	1:42.066	48.737	122	24.102	218	29.227	54

5 Stingu, ROM(#1) / Solombrino, DEU(#2)									theoretical besttime: 1:36.155								
1	2	2:10.324	1:12.769	114	30.241	120	27.314	166	6	2	1:54.641	53.757	109	33.518	99	27.366	168
2	2	1:42.152	53.564	120	24.794	214	23.794	171	7	2	1:36.700	49.010	122	24.389	217	23.301	171
3	2	1:37.056	49.295	121	24.456	215	23.305	170	8	2	1:50.910	56.275	109	29.771	157	24.864	170
4	2	1:40.988	48.762	121	27.510	166	24.716	171	9	2	1:43.255	49.261	123	24.340	215	29.654	57
5	2	1:36.173	48.685	120	24.169	219	23.319	173	10								

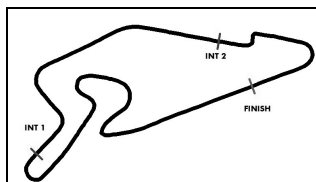
8 Suabo, DEU(#1) / Dienst, DEU(#2)									theoretical besttime: 1:34.112								
1	2	7:48.316	6:50.537	106	27.560	184	30.219	57	6	2	1:34.518	47.712	122	24.068	216	22.738	171
2	2	2:27.137	1:36.566	120	26.296	154	24.275	171	7	2	1:34.112	47.517	123	23.955	217	22.640	172
3	2	1:35.456	48.185	123	24.140	216	23.131	171	8	2	1:38.458	47.598	123	25.825	179	25.035	172
4	2	1:34.526	47.692	123	24.027	218	22.807	171	9	2	1:40.009	47.779	123	24.086	216	28.144	52
5	2	1:39.064	47.671	123	23.986	219	27.407	171									

9 Neumann, BUL(#1) / Bölting, DEU(#2)									theoretical besttime: 1:36.268								
1	2	1:58.196	1:06.549	106	26.701	200	24.946	168	7	2	3:07.769	2:19.877	119	24.533	221	23.359	170
2	2	1:39.068	50.590	119	24.865	218	23.613	171	8	2	1:36.720	49.180	120	24.221	221	23.319	171
3	2	1:36.914	49.210	118	24.370	219	23.334	170	9	2	1:36.489	48.779	121	24.283	221	23.427	168
4	2	1:37.597	48.988	119	24.528	221	24.081	171	10	2	1:36.703	48.818	115	24.412	221	23.473	171
5	2	1:37.799	49.863	121	24.431	221	23.505	170	11	2	1:41.770	48.846	117	27.029	180	25.895	173
6	2	1:44.005	49.201	120	25.947	219	28.857	58	12	2	1:36.883	48.975	114	24.640	220	23.268	171

10 Dupre, DEU(#1) / Erlbacher, AUT(#2)									theoretical besttime: 1:34.830								
1	2	2:53.409	2:02.344	112	26.207	181	24.858	170	5	2	1:41.224	49.237	118	24.477	216	27.510	58
2	2	1:40.124	51.640	114	25.191	215	23.293	172	6	2	4:30.403	3:41.010	120	24.209	217	25.184	172
3	2	1:35.331	48.211	120	24.300	217	22.820	170	7	2	1:35.501	48.188	119	24.153	217	23.160	170
4	2	1:34.891	47.875	121	24.135	218	22.881	171	8	2	1:42.565	49.841	118	24.595	216	28.129	59

14 Kreutzpointner, DEU(#1) / Kreutzpointner, DEU(#2)									theoretical besttime: 1:35.733								
1	2	6:53.228	5:53.026	88	32.659	125	27.543	171	6	2	1:36.152	48.754	123	24.141	220	23.257	173
2	2	1:46.508	54.228	114	26.934	212	25.346	171	7	2	1:35.971	48.546	122	24.076	220	23.349	174
3	2	1:37.305	49.331	123	24.322	219	23.652	173	8	2	1:36.131	48.400	122	24.378	219	23.353	173
4	2	1:36.628	48.861	121	24.321	221	23.446	173	9	2	2:20.050	1:03.888	77	29.229	166	46.933	43
5	2	1:36.520	48.663	123	24.160	220	23.697	173									

19 Tauscher, DEU(#1) / Berwanger, DEU(#2)									theoretical besttime: 1:35.526								
1	2	2:02.842	1:06.655	103	29.854	160	26.333	165	6	2	1:36.599	48.448	117	24.813	221	23.338	171
2	2	1:39.991	51.346	119	24.948	217	23.697	170	7	2	1:35.956	48.453	117	24.366	219	23.137	170
3	2	1:35.666	48.317	121	24.154	220	23.195	171	8	2	1:36.042	48.540	120	24.261	219	23.241	171
4	2	1:35.931	48.658	123	24.072	219	23.201	171	9	2	1:46.286	48.859	120	24.230	220	33.197	54
5	2	1:36.257	48.887	118	24.185	221	23.185	170	10								



ADAC GT4 Germany

Sector List Qualifying 2

Provisional



Nürburgring, Length: 3629m

Air temperature: 21.11°C

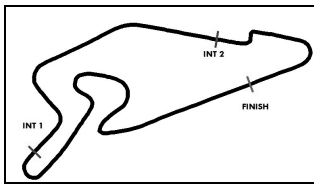
Track temperature: 20.7°C

Weather condition: Dry

DMSB Reg. Nr.: R-11746/20

Sunday, August 16, 2020 9:45:00

Lap Id	Time	SE1	SP1	SE2	SP2	SE3	SP3	TSP	Lap Id	Time	SE1	SP1	SE2	SP2	SE3	SP3	TSP
21 Fetzer, DEU(#1) / Sturm, DEU(#2)									theoretical besttime: 1:34.823								
1	2	7:13.137	6:05.018	113	34.500	130	33.619	106	5	2	1:35.254	48.336	123	24.143	220	22.775	172
2	2	1:57.716	59.363	117	30.871	119	27.482	118	6	2	1:35.071	48.184	121	23.953	221	22.934	172
3	2	1:50.997	57.417	120	28.404	165	25.176	173	7	2	1:48.362	50.151	118	26.865	180	31.346	56
4	2	1:35.112	48.306	122	23.864	221	22.942	171									
22 Kasperlik, DEU(#1) / Möller-Madsen, DNK(#2)									theoretical besttime: 1:34.507								
1	0	11:38.096	10:39.971	109	30.964	110	27.161	168	5	0	1:39.631	52.843	121	23.912	221	22.876	171
2	0	1:50.250	56.749	116	27.585	208	25.916	169	6	0	1:34.727	47.998	120	23.909	220	22.820	171
3	0	1:40.613	51.751	122	25.158	196	23.704	171	7	0	1:41.407	47.921	118	23.914	220	29.572	48
4	0	1:35.300	48.049	122	23.766	221	23.485	172									
23 Falkenbach, DEU(#1) / Piro, DEU(#2)									theoretical besttime: 1:35.029								
1	0	4:21.101	3:29.789	114	27.435	200	23.877	168	5	0	1:35.340	48.293	120	24.180	209	22.867	168
2	0	1:36.268	48.827	120	24.350	210	23.091	169	6	0	1:35.198	48.224	120	24.168	209	22.806	168
3	0	1:55.009	48.497	120	34.017	207	32.495	48	7	0	1:35.046	48.130	121	24.185	209	22.731	168
4	0	7:44.016	6:56.079	120	24.554	208	23.383	167									
24 Kofler, AUT(#1) / Janits, AUT(#2)									theoretical besttime: 1:34.940								
1	2	5:05.186	4:10.231	118	29.795	131	25.160	170	6	2	1:52.426	47.985	120	40.759	194	23.682	171
2	2	1:36.406	48.632	123	24.199	215	23.575	171	7	2	1:35.183	47.943	120	24.108	213	23.132	171
3	2	2:04.343	1:15.355	90	25.022	215	23.966	171	8	2	1:35.201	48.183	120	24.046	214	22.972	171
4	2	1:35.204	47.969	122	24.025	214	23.210	166	9	2	1:35.267	48.053	121	24.153	213	23.061	171
5	2	1:38.250	49.754	114	25.182	214	23.314	170	10	2	1:53.409	49.546	120	25.581	177	38.282	37
26 Kieffer, LUX(#1) / Kosch, LUX(#2)									theoretical besttime: 1:34.859								
1	2	3:24.549	2:25.334	112	32.407	145	26.808	146	7	2	1:36.128	48.198	120	24.440	219	23.490	169
2	2	1:57.409	55.708	118	29.842	101	31.859	164	8	2	1:34.859	48.004	119	24.012	220	22.843	171
3	2	1:41.779	50.203	119	26.373	183	25.203	171	9	2	1:35.142	48.200	120	24.017	220	22.925	170
4	2	1:49.356	49.417	118	27.509	128	32.430	171	10	2	1:35.204	48.166	120	24.104	219	22.934	170
5	2	1:35.763	48.257	120	24.144	219	23.362	171	11	2	1:54.149	49.625	111	24.727	219	39.797	42
6	2	1:42.842	49.613	113	28.170	175	25.059	170									
27 Grotstollen, DEU(#1) / Braun, DEU(#2)									theoretical besttime: 1:35.481								
1	2	4:32.425	3:38.008	116	29.348	186	25.069	171	7	2	1:36.157	48.858	118	23.948	220	23.351	171
2	2	1:42.314	51.683	107	26.916	206	23.715	170	8	2	1:36.484	48.996	115	24.122	219	23.366	173
3	2	1:36.772	49.445	121	24.029	219	23.298	171	9	2	1:36.258	48.713	117	24.006	221	23.539	173
4	2	1:37.185	49.278	110	24.693	218	23.214	173	10	2	1:36.238	48.681	120	24.043	220	23.514	172
5	2	1:35.514	48.561	121	23.981	219	22.972	174	11	2	1:42.987	50.780	120	25.525	188	26.682	170
6	2	1:35.988	48.638	119	24.125	219	23.225	173									
48 Apotheloz, CHE(#1) / Trefz, DEU(#2)									theoretical besttime: 1:34.434								
1	2	6:46.111	5:47.092	117	31.299	147	27.720	165	6	2	1:35.137	48.050	122	23.970	219	23.117	168
2	2	1:42.077	53.406	112	25.040	215	23.631	170	7	2	1:37.649	47.955	122	24.001	219	25.693	172
3	2	1:38.120	50.014	121	24.582	216	23.524	171	8	2	1:34.578	47.867	121	23.933	219	22.778	171
4	2	1:42.281	48.206	122	30.093	189	23.982	171	9	2	1:36.440	48.248	121	24.441	217	23.751	172
5	2	1:36.209	48.033	120	24.273	217	23.903	171	10	2	1:34.434	47.794	122	23.913	218	22.727	171
59 Stalidzane, DEU(#1) / Sizov, RUS(#2)									theoretical besttime: 1:34.675								
1	2	2:39.964	1:33.902	106	35.062	114	31.000	124	7	2	1:34.810	47.914	121	23.876	227	23.020	177
2	2	2:05.335	1:06.091	107	29.894	137	29.350	137	8	2	1:38.143	48.005	120	26.350	189	23.788	177
3	2	1:45.500	55.694	119	25.886	200	23.920	175	9	2	1:35.262	48.126	117	23.949	227	23.187	177
4	2	1:35.049	48.284	121	23.818	228	22.947	177	10	2	1:35.218	48.077	118	24.075	226	23.066	177
5	2	1:46.195	50.137	121	23.898	200	32.160	177	11	2	1:42.228	48.787	119	24.069	228	29.372	53
6	2	1:35.108	48.231	122	23.814	228	23.063	176									



ADAC GT4 Germany

Sector List Qualifying 2

Provisional



Nürburgring, Length: 3629m

Air temperature: 21.11°C

Track temperature: 20.7°C

Weather condition: Dry

DMSB Reg. Nr.: R-11746/20

Sunday, August 16, 2020 9:45:00

Lap Id	Time	SE1	SP1	SE2	SP2	SE3	SP3	TSP	Lap Id	Time	SE1	SP1	SE2	SP2	SE3	SP3	TSP
69 Dörr, DEU(#1) / Martin-Dye, GBR(#2)									theoretical besttime: 1:34.294								
1	2	2:35.048	1:26.818	102	36.769	136	31.461	127	5	2	1:47.853	51.900	120	23.975	212	31.978	175
2	2	2:06.892	1:07.359	107	30.660	160	28.873	165	6	2	1:34.576	47.985	122	23.813	225	22.778	175
3	2	1:45.764	54.805	117	27.304	188	23.655	175	7	2	1:35.369	48.390	119	23.958	226	23.021	175
4	2	1:34.390	47.744	119	23.772	225	22.874	176	8	2	2:02.712	48.642	120	30.012	123	44.058	52
71 Sasse, DEU(#1) / Schaak, DEU(#2)									theoretical besttime: 1:35.790								
1	2	2:33.493	1:31.767	105	33.455	133	28.271	164	7	2	1:36.746	48.776	121	24.561	216	23.409	171
2	2	1:44.376	54.670	116	25.588	216	24.118	170	8	2	1:36.836	48.795	121	24.568	216	23.473	170
3	2	1:39.202	50.419	119	25.003	216	23.780	171	9	2	1:39.881	51.327	120	24.574	216	23.980	171
4	2	1:38.741	50.135	119	24.914	216	23.692	170	10	2	1:36.060	48.581	120	24.306	216	23.173	171
5	2	1:37.981	49.564	120	24.813	215	23.604	171	11	2	1:36.034	48.519	121	24.451	216	23.064	171
6	2	1:36.936	49.053	120	24.564	216	23.319	170	12	2	1:36.414	48.420	121	24.520	216	23.474	170
89 Krabec, CZE(#1) / Marionek, DEU(#2)									theoretical besttime: 1:35.468								
1	2	2:16.749	1:21.388	114	27.829	147	27.532	164	7	2	2:33.369	1:44.624	119	24.725	208	24.020	169
2	2	1:46.499	53.215	102	27.700	111	25.584	168	8	2	1:35.940	48.285	120	24.361	208	23.294	166
3	2	1:37.480	48.980	119	24.883	208	23.617	168	9	2	1:35.905	48.327	119	24.497	207	23.081	167
4	2	1:37.325	48.188	118	25.062	206	24.075	169	10	2	1:38.655	49.470	110	25.441	207	23.744	168
5	2	1:36.267	48.509	120	24.421	208	23.337	167	11	2	1:35.468	48.072	119	24.320	208	23.076	167
6	2	1:41.715	49.212	119	24.841	207	27.662	56	12	2	1:51.021	48.787	111	26.326	198	35.908	34