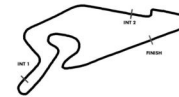


Qualifying 2 Nürburgring



Provisional

Result List

Stewards / Race Management

STEWARD	Achim Loth
STEWARD	Manfred Schulte
STEWARD	Dennis Jühe
RACE DIRECTOR	Niels Wittich
CLERK OF THE COURSE	Michael Bork
TECHNICAL DELEGATE	Tim Zessack
CHIEF TIMEKEEPER	Steffen Ruhl

Weather Start/Finish

AIR	18.4°C
TRACK	18.4°C
CONDITIONS	Dry
PRESSURE	945 hPa
AIR	19.8°C
TRACK	19.4°C
CONDITIONS	Dry
PRESSURE	945 hPa

Track Information

GREEN FLAG	9:00:00
CHEQUERED FLAG	9:30:01
SAFETY CAR PHASE	0
FULL COURSE YELLOW PHASE	0
TRACK NAME	Nürburgring
TRACK LENGTH	3629m
TURN COUNT	11
FASTEST LAP:	#72. PEP - 1:26.696

STARTED: 34 CLASSIFIED: 34 NOT CLASSIFIED: 0 DISQUALIFIED: 1

Drivers	Team	Car	Lap	Best Time	Gap	Diff	Kph	Day Time
1 31 P.Niederhauser(CHE)/K.van der Linde(ZAF)	RUTRONIK-RACING(DEU)	Audi R8 LMS GT3	6	1:27.576			149.1	9:24:13
2 32 C.Weerts(BEL)(J)/D.Vanhoor(BEL)	TEAM WRT(BEL)	Audi R8 LMS GT3	9	1:27.759	0.183	0.183	148.8	9:27:13
3 77 M.Pommer(DEU)/J.Schmidt(CHE)	Callaway Competition(DEU)	Corvette C7 GT3-R	10	1:27.780	0.204	0.021	148.8	9:31:12
4 30 R.Ineichen(CHE)(T)/M.Bortolotti(ITA)	TEAM WRT(BEL)	Audi R8 LMS GT3	6	1:27.800	0.224	0.020	148.7	9:25:54
5 99 R.Renauer(DEU)/S.Müller(DEU)	Precote Herberth Motorsport(DEU)	Porsche 911 GT3 R	6	1:27.810	0.234	0.010	148.7	9:24:54
6 18 J.Fittje(DEU)(J)/D.Jahn(DEU)	KÜS TEAM75 Bernhard(DEU)	Porsche 911 GT3 R	8	1:27.830	0.254	0.020	148.7	9:30:27
7 92 M.Ammernüller(DEU)/C.Engelhart(DEU)	SSR Performance(DEU)	Porsche 911 GT3 R	11	1:27.886	0.310	0.056	148.6	9:31:27
8 28 M.Hofer(AUT)/C.Haase(DEU)	Montaplastby Land Motorsport(DEU)	Audi R8 LMS GT3	6	1:27.890	0.314	0.004	148.6	9:25:27
9 63 F.Perera(FRA)/A.Costa Balboa(ESP)	GRT GRASSERRACING TEAM(AUT)	Lamborghini Huracan GT3E	5	1:27.915	0.339	0.025	148.6	9:24:19
10 91 M.Joos(DEU)/J.Andlauer(FRA)	Joos Sportwagentechnik(DEU)	Porsche 911 GT3 R	8	1:27.926	0.350	0.011	148.5	9:26:27
11 22 M.Engel(DEU)/L.Stolz(DEU)	Toksport WRT(DEU)	Mercedes-AMG GT3 EVO	7	1:27.952	0.376	0.026	148.5	9:17:57
12 82 S.Schothorst(NLD)/T.Zimmermann(DEU)(J)	GRT GRASSERRACING TEAM(AUT)	Lamborghini Huracan GT3E	8	1:27.977	0.401	0.025	148.4	9:29:12
13 48 P.Ellis(GBR)/R.Marciello(ITA)	KNAUS Team HTP-WINWARD(DEU)	Mercedes-AMG GT3 EVO	9	1:27.978	0.402	0.001	148.4	9:28:14
14 7 A.Renauer(DEU)/S.Asch(DEU)	Precote Herberth Motorsport(DEU)	Porsche 911 GT3 R	7	1:28.033	0.457	0.055	148.4	9:24:29
15 20 M.Wischofer(AUT)(J)/D.Boccolacci(FRA)	Team Zakspeed BKK Mobil Oil Racing(D	Mercedes-AMG GT3 EVO	6	1:28.079	0.503	0.046	148.3	9:25:52
16 29 K.Schramm(DEU)(J)/C.Mies(DEU)	Montaplastby Land Motorsport(DEU)	Audi R8 LMS GT3	6	1:28.128	0.552	0.049	148.2	9:25:24
17 19 N.Lagrange(BEL)/C.Schmid(AUT)	GRT GRASSERRACING TEAM(AUT)	Lamborghini Huracan GT3E	5	1:28.138	0.562	0.010	148.2	9:24:40
18 47 I.Dontje(NLD)/M.Götz(DEU)	MANN-FILTER Team HTP-WINWARD(C	Mercedes-AMG GT3 EVO	8	1:28.180	0.604	0.042	148.1	9:24:53
19 10 H.Skoog(SWE)(J)/N.Yelloly(GBR)	Schubert Motorsport(DEU)	BMW M6 GT3	4	1:28.211	0.635	0.031	148.1	9:22:09
20 21 D.Keilwitz(DEU)/J.Eriksson(SWE)	Team Zakspeed BKK Mobil Oil Racing(D	Mercedes-AMG GT3 EVO	9	1:28.223	0.647	0.012	148.0	9:29:06
21 33 F.Salaquarda(CZE)(T)/F.Stippler(DEU)	Team ISR(CZE)	Audi R8 LMS GT3	7	1:28.242	0.666	0.019	148.0	9:27:06
22 3 N.Rogivue(CHE)(J)/M.Hackländer(DEU)	Aust Motorsport(DEU)	Audi R8 LMS GT3	7	1:28.314	0.738	0.072	147.9	9:24:43
23 71 M.Paul(DEU)(J)/N.Langeveld(NLD)	T3-HRT-Motorsport(DEU)	Audi R8 LMS GT3	9	1:28.330	0.754	0.016	147.9	9:26:37
24 17 K.Bachler(AUT)/S.De Silvestro(CHE)	KÜS TEAM75 Bernhard(DEU)	Porsche 911 GT3 R	6	1:28.420	0.844	0.090	147.7	9:25:12
25 36 M.Dienst(DEU)(J)/P.Frommenwiler(CHE)	DLV-Team Schuetz Motorsport(DEU)	Mercedes-AMG GT3	13	1:28.465	0.889	0.045	147.6	9:24:01
26 12 M.Ortmann(DEU)(J)/M.Winkelhock(DEU)	EFP Car Collection by TECE(DEU)	Audi R8 LMS GT3	4	1:28.496	0.920	0.031	147.6	9:22:02
27 9 A.Read(AUS)(J)/J.Eriksson(SWE)	Schubert Motorsport(DEU)	BMW M6 GT3	8	1:28.534	0.958	0.038	147.5	9:12:36
28 11 E.Erhart(DEU)(T)/P.Kaffer(DEU)	EFP Car Collection by TECE(DEU)	Audi R8 LMS GT3	6	1:28.544	0.968	0.010	147.5	9:24:27
29 34 B.Goethe(DNK)(J)/S.Hall(GBR)	TEAM WRT(BEL)	Audi R8 LMS GT3	9	1:28.588	1.012	0.044	147.4	9:23:36
30 14 E.Johansson(SWE)(J)/J.Klingmann(DEU)	MRS GT-Racing(DEU)	BMW M6 GT3	7	1:28.592	1.016	0.004	147.4	9:23:22
31 26 R.Feller(CHE)(J)/S.Mücke(DEU)	BWT Mücke Motorsport(DEU)	Audi R8 LMS GT3	10	1:28.600	1.024	0.008	147.4	9:30:53
32 8 D.Marschal(DEU)(J)/C.Schreiner(DEU)(J)	RUTRONIK-RACING(DEU)	Audi R8 LMS GT3	9	1:28.731	1.155	0.131	147.2	9:25:33
33 25 I.Walilko(POL)(J)/M.Beckhusen(DEU)(J)	BWT Mücke Motorsport(DEU)	Audi R8 LMS GT3	6	1:28.937	1.361	0.206	146.8	9:11:48
34 4 R.Frey(CHE)/H.von Danwitz(DEU)(J)	Aust Motorsport(DEU)	Audi R8 LMS GT3	7	1:29.492	1.916	0.555	145.9	9:23:46

Disqualified

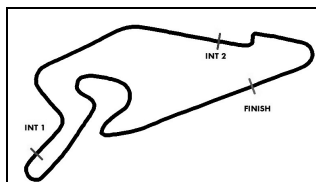
72 C.Schöll(AUT)(J)/J.Pepper(ZAF)	T3-HRT-Motorsport(DEU)	Bentley Continental GT3
-----------------------------------	------------------------	-------------------------

Following stewards decision no. 63 disqualification from Qualifying for car no. 72 with permission to start from the back of the grid for race 2

Following stewards decision no. 65, 69, 70 cancellation of the relevant lap time for car no. 12, 34, 77

Subject to final scrutineering!

Publication time:	Clerk of the Course: Michael Bork	Timekeeper: Steffen Ruhl
-------------------	-----------------------------------	--------------------------



ADAC GT Masters

Sector List Qualifying 2

Provisional



Nürburgring, Length: 3629m

Air temperature: 19.8°C

Track temperature: 19.5°C

Weather condition: Dry

DMSB Reg. Nr.: R-11746/20

Sunday, August 16, 2020 9:00:00

Lap Id	Time	SE1	SP1	SE2	SP2	SE3	SP3	TSP	Lap Id	Time	SE1	SP1	SE2	SP2	SE3	SP3	TSP
3 Rogivue, CHE(#1) / Hackländer, DEU(#2)									theoretical besttime: 1:28.094								
1	2	15:40.218	14:49.125	122	26.979	150	24.114	182	6	2	1:28.373	44.793	133	22.294	235	21.286	186
2	2	1:32.938	47.331	129	23.312	232	22.295	185	7	2	1:28.314	44.672	131	22.372	234	21.270	187
3	2	1:32.771	45.479	131	23.544	180	23.748	186	8	2	1:28.334	44.530	133	22.361	235	21.443	186
4	2	1:28.802	44.758	133	22.310	235	21.734	187	9	2	1:28.332	44.663	132	22.347	235	21.322	186
5	2	1:31.714	47.498	128	22.905	234	21.311	186	10								

4 Frey, CHE(#1) / von Danwitz, DEU(#2)									theoretical besttime: 1:29.492								
1	2	14:40.762	13:49.380	121	27.244	175	24.138	180	7	2	1:29.492	45.374	132	22.471	233	21.647	185
2	2	1:33.496	47.490	126	23.258	231	22.748	184	8	2	1:30.144	45.408	132	22.575	232	22.161	178
3	2	1:31.240	45.676	133	22.914	229	22.650	185	9	2	1:33.116	47.724	131	22.723	219	22.669	185
4	2	1:30.691	45.951	130	22.629	234	22.111	184	10	2	1:29.898	45.626	131	22.610	233	21.662	184
5	2	1:30.199	45.607	132	22.684	233	21.908	184	11	2	1:29.694	45.436	132	22.611	233	21.647	186
6	2	1:29.853	45.516	132	22.619	233	21.718	185	12	2	1:41.665	49.091	124	23.801	230	28.773	57

7 Renauer, DEU(#1) / Asch, DEU(#2)									theoretical besttime: 1:27.933								
1	2	15:10.513	14:22.031	124	24.551	200	23.931	184	7	2	1:28.033	44.563	136	22.157	236	21.313	188
2	2	1:34.695	47.704	134	23.056	234	23.935	167	8	2	1:30.874	46.750	131	22.770	235	21.354	189
3	2	1:45.509	53.462	126	29.509	202	22.538	188	9	2	1:29.691	44.926	135	22.081	237	22.684	188
4	2	1:33.298	45.537	136	23.004	196	24.757	189	10	2	1:34.480	49.346	133	23.404	234	21.730	188
5	2	1:28.454	44.940	137	22.186	236	21.328	187	11	2	1:28.251	44.862	137	22.057	236	21.332	189
6	2	1:28.255	44.787	138	22.083	237	21.385	189									

8 Marschall, DEU(#1) / Schreiner, DEU(#2)									theoretical besttime: 1:28.599								
1	2	13:28.413	12:34.563	115	28.144	155	25.706	183	7	2	1:29.064	45.222	133	22.446	235	21.396	186
2	2	1:35.435	48.121	127	24.606	222	22.708	186	8	2	1:28.755	44.947	134	22.397	235	21.411	188
3	2	1:32.764	45.700	133	22.694	235	24.370	188	9	2	1:28.731	44.939	134	22.343	235	21.449	187
4	2	1:30.297	45.436	130	23.319	234	21.542	188	10	2	1:28.767	44.918	131	22.396	235	21.453	188
5	2	1:29.507	45.087	131	22.478	236	21.942	187	11	2	1:30.187	45.045	134	23.394	229	21.748	188
6	2	1:29.469	45.261	133	22.446	235	21.762	188	12	2	1:36.215	45.145	133	22.285	236	28.785	58

9 Read, AUS(#1) / Eriksson, SWE(#2)									theoretical besttime: 1:28.528								
1	2	1:57.774	1:07.778	111	25.772	187	24.224	185	7	2	1:28.782	45.230	132	22.182	239	21.370	190
2	2	1:37.659	50.413	122	23.779	204	23.467	186	8	2	1:28.534	45.073	131	22.149	240	21.312	191
3	2	1:33.784	48.342	124	23.248	236	22.194	189	9	2	1:28.652	45.067	132	22.151	239	21.434	190
4	2	1:31.125	45.819	127	23.099	237	22.207	190	10	2	1:44.134	48.975	122	26.039	179	29.120	50
5	2	1:29.119	45.337	133	22.334	238	21.448	190	11								
6	2	1:28.713	45.119	133	22.170	241	21.424	189									

10 Skoog, SWE(#1) / Yelloly, GBR(#2)									theoretical besttime: 1:28.108								
1	2	17:35.607	16:42.431	111	28.211	217	24.965	187	6	2	1:30.695	45.755	128	22.319	238	22.621	191
2	2	1:35.001	46.848	127	24.388	233	23.765	190	7	2	1:28.405	44.962	132	22.149	238	21.294	190
3	2	1:29.551	45.239	134	22.237	238	22.075	191	8	2	1:36.000	45.269	132	22.182	240	28.549	58
4	2	1:28.211	44.862	134	22.153	241	21.196	192	9								
5	2	1:28.290	44.928	135	22.050	240	21.312	191									

11 Erhart, DEU(#1) / Kaffer, DEU(#2)									theoretical besttime: 1:28.371								
1	2	16:42.345	15:53.548	121	24.617	206	24.180	180	6	2	1:28.544	44.755	132	22.294	235	21.495	185
2	2	1:43.815	48.187	123	30.495	147	25.133	185	7	2	1:28.663	44.963	132	22.378	235	21.322	185
3	2	1:34.047	45.680	131	22.658	233	25.709	186	8	2	1:29.631	45.281	133	22.612	231	21.738	186
4	2	1:29.011	45.064	133	22.469	234	21.478	185	9	2	1:28.935	45.166	133	22.369	233	21.400	186
5	2	1:28.856	45.087	133	22.377	235	21.392	188	10	2	1:28.839	45.005	132	22.478	234	21.356	186

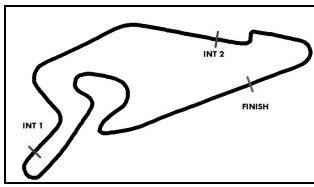
12 Ortmann, DEU(#1) / Winkelhock, DEU(#2)									theoretical besttime: 1:28.330								
1	2	17:22.422	16:30.850	120	25.287	188	26.285	169	6	2	1:28.730	44.890	132	22.422	231	21.418	187
2	2	1:40.468	50.341	116	24.382	226	25.745	186	7	2	1:28.558	44.836	132	22.442	232	21.280	185
3	2	1:30.118	45.657	129	22.818	230	21.643	185	8	2	1:28.659	44.890	132	22.398	232	21.371	186
4	2	1:28.496	44.739	132	22.350	233	21.407	185	9	2	1:28.474	44.805	132	22.311	233	21.358	186
5	2	1:32.038	45.006	131	22.914	169	24.118	187	10	2	1:38.443	45.052	132	22.705	198	30.686	53

ver: 1.0

www.adac.de/motorsport

Page 1/ 5 printed: 16.8.2020 10:16





ADAC GT Masters

Sector List Qualifying 2

Provisional



Nürburgring, Length: 3629m

Air temperature: 19.8°C

Track temperature: 19.5°C

Weather condition: Dry

DMSB Reg. Nr.: R-11746/20

Sunday, August 16, 2020 9:00:00

Lap Id	Time	SE1	SP1	SE2	SP2	SE3	SP3	TSP	Lap Id	Time	SE1	SP1	SE2	SP2	SE3	SP3	TSP
--------	------	-----	-----	-----	-----	-----	-----	-----	--------	------	-----	-----	-----	-----	-----	-----	-----

14 Johansson, SWE(#1) / Klingmann, DEU(#2)

theoretical besttime: 1:28.496

1	2	2:53.606	1:44.797	116	37.867	97	30.942	136	7	2	1:28.592	44.977	134	22.107	241	21.508	192
2	2	2:04.233	1:01.406	120	31.277	141	31.550	59	8	2	1:28.708	45.083	135	22.171	240	21.454	192
3	2	12:17.087	11:31.883	128	23.048	236	22.156	190	9	2	1:30.685	46.606	135	22.388	240	21.691	192
4	2	1:35.560	45.998	133	24.584	156	24.978	191	10	2	1:28.861	45.223	136	22.226	240	21.412	191
5	2	1:29.406	45.464	136	22.345	240	21.597	192	11	2	1:38.087	47.202	132	22.483	241	28.402	58
6	2	1:33.641	45.075	136	23.681	240	24.885	192									

17 Bachler, AUT(#1) / De Silvestro, CHE(#2)

theoretical besttime: 1:28.238

1	2	17:40.611	16:45.460	95	30.057	118	25.094	183	6	2	1:28.420	44.723	133	22.250	235	21.447	188
2	2	1:34.556	49.144	129	23.172	234	22.240	187	7	2	1:28.539	44.746	134	22.246	235	21.547	187
3	2	1:30.606	45.461	133	22.965	216	22.180	182	8	2	1:28.544	44.841	133	22.329	235	21.374	188
4	2	1:29.368	45.254	134	22.455	234	21.659	187	9	2	1:28.485	44.893	132	22.308	235	21.284	188
5	2	1:28.662	44.923	133	22.231	235	21.508	186	10	2	1:28.554	44.941	133	22.255	235	21.358	186

18 Fittje, DEU(#1) / Jahn, DEU(#2)

theoretical besttime: 1:27.678

1	2	19:56.008	19:06.804	119	24.823	219	24.381	175	5	2	1:28.159	44.588	136	22.167	235	21.404	190
2	2	1:32.477	47.648	132	23.080	232	21.749	190	6	2	1:27.843	44.335	135	22.111	235	21.397	190
3	2	1:36.132	47.161	129	26.751	189	22.220	188	7	2	1:29.952	44.470	135	22.170	236	23.312	190
4	2	1:28.384	44.863	135	22.158	234	21.363	190	8	2	1:27.830	44.454	134	22.144	235	21.232	189

19 Lagrange, BEL(#1) / Schmid, AUT(#2)

theoretical besttime: 1:28.060

1	2	18:40.065	17:52.353	119	24.007	229	23.705	184	6	2	1:28.313	44.724	132	22.176	234	21.413	187
2	2	1:34.450	46.415	132	22.715	233	25.320	187	7	2	1:30.761	44.875	134	23.369	233	22.517	187
3	2	1:29.135	44.831	133	22.580	234	21.724	186	8	2	1:30.144	44.863	133	22.143	235	23.138	188
4	2	1:28.400	44.697	134	22.281	234	21.422	186	9	2	1:28.140	44.759	133	22.161	234	21.220	187
5	2	1:28.138	44.753	133	22.164	234	21.221	187									

20 Wishofer, AUT(#1) / Boccolacci, FRA(#2)

theoretical besttime: 1:27.895

1	2	18:13.968	17:21.487	85	27.357	168	25.124	164	6	2	1:28.079	44.850	134	22.120	234	21.109	187
2	2	1:37.329	50.421	128	23.769	225	23.139	184	7	2	1:28.113	44.751	129	22.206	234	21.156	186
3	2	1:34.618	47.055	126	22.964	233	24.599	187	8	2	1:28.098	44.815	133	22.173	234	21.110	187
4	2	1:28.792	45.241	132	22.423	233	21.128	187	9	2	1:29.725	44.837	133	23.393	231	21.495	186
5	2	1:28.602	44.666	133	22.132	233	21.804	186									

21 Keilwitz, DEU(#1) / Eriksson, SWE(#2)

theoretical besttime: 1:28.208

1	2	16:56.537	16:05.343	109	26.515	189	24.679	178	6	2	1:28.517	44.908	133	22.401	232	21.208	187
2	2	1:35.566	48.719	122	23.667	229	23.180	183	7	2	1:28.576	44.965	133	22.329	233	21.282	186
3	2	1:37.457	46.223	128	22.699	233	28.535	188	8	2	1:32.613	46.801	133	22.563	232	23.249	188
4	2	1:29.651	45.755	133	22.354	232	21.542	185	9	2	1:28.223	44.825	133	22.284	233	21.114	186
5	2	1:28.368	44.912	133	22.281	233	21.175	186	10	2	1:37.159	45.169	135	22.269	233	29.721	53

22 Engel, DEU(#1) / Stolz, DEU(#2)

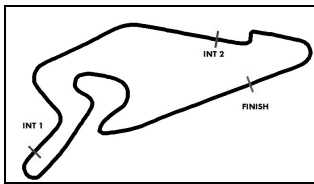
theoretical besttime: 1:27.952

1	2	9:00.085	8:13.780	124	23.973	229	22.332	185	6	2	1:31.088	44.873	132	22.246	234	23.969	189
2	2	1:30.024	45.888	133	22.607	232	21.529	188	7	2	1:27.952	44.634	135	22.055	234	21.263	188
3	2	1:28.600	44.991	134	22.303	233	21.306	188	8	2	1:29.242	44.817	135	22.234	234	22.191	190
4	2	1:28.210	44.679	134	22.139	234	21.392	186	9	2	1:28.101	44.636	137	22.193	235	21.272	188
5	2	1:30.463	44.898	134	22.213	224	23.352	188	10	2	1:34.761	44.741	135	22.310	235	27.710	56

25 Waliiko, POL(#1) / Beckhusen, DEU(#2)

theoretical besttime: 1:28.809

1	2	4:14.350	3:25.908	121	24.646	183	23.796	182	7	2	1:36.002	49.866	130	23.848	219	22.288	187
2	2	1:36.418	46.643	129	27.026	227	22.749	187	8	2	1:35.430	44.941	134	22.414	233	28.075	58
3	2	1:29.469	45.235	134	22.619	234	21.615	186	9	2	10:28.339	9:39.745	130	24.482	210	24.112	185
4	2	1:29.590	45.117	133	22.455	234	22.018	174	10	2	1:29.304	45.125	134	22.516	233	21.663	188
5	2	1:29.506	45.345	133	22.324	233	21.837	187	11	2	1:35.365	48.157	89	25.286	231	21.922	187
6	2	1:28.937	44.943	133	22.450	233	21.544	186	12	2	1:30.473	45.555	130	23.238	233	21.680	187



ADAC GT Masters

Sector List Qualifying 2

Provisional



Nürburgring, Length: 3629m

Air temperature: 19.8°C

Track temperature: 19.5°C

Weather condition: Dry

DMSB Reg. Nr.: R-11746/20

Sunday, August 16, 2020 9:00:00

Lap	Id	Time	SE1	SP1	SE2	SP2	SE3	SP3	TSP	Lap	Id	Time	SE1	SP1	SE2	SP2	SE3	SP3	TSP
26	Feller, CHE(#1) / Mücke, DEU(#2)									theoretical besttime: 1:28.451									
1	2	17:19.335	16:31.368	121	24.734	219	23.233	183		6	2	1:28.689	44.887	132	22.298	234	21.504	184	
2	2	1:36.301	47.078	129	24.559	218	24.664	186		7	2	1:28.696	44.834	132	22.332	234	21.530	185	
3	2	1:31.335	45.903	132	22.705	232	22.727	187		8	2	1:28.640	44.884	132	22.296	234	21.460	186	
4	2	1:33.578	44.944	132	22.463	234	26.171	187		9	2	1:28.655	44.906	132	22.228	234	21.521	184	
5	2	1:28.765	44.780	131	22.414	233	21.571	184		10	2	1:28.600	44.763	131	22.348	234	21.489	186	

28	Hofer, AUT(#1) / Haase, DEU(#2)									theoretical besttime: 1:27.777									
1	2	17:55.464	17:06.461	126	23.845	206	25.158	180		6	2	1:27.890	44.481	133	22.144	234	21.265	185	
2	2	1:34.960	47.656	131	22.645	233	24.659	186		7	2	1:29.878	44.626	133	22.137	235	23.115	186	
3	2	1:31.980	44.795	131	22.387	233	24.798	187		8	2	1:30.137	44.816	130	22.677	223	22.644	187	
4	2	1:28.352	44.773	132	22.361	233	21.218	185		9	2	1:29.494	44.613	132	22.249	229	22.632	186	
5	2	1:28.061	44.633	132	22.178	234	21.250	186		10	2	1:27.967	44.422	133	22.196	235	21.349	186	

29	Schramm, DEU(#1) / Mies, DEU(#2)									theoretical besttime: 1:28.022									
1	2	17:41.757	16:53.328	118	25.133	213	23.296	183		6	2	1:28.128	44.628	132	22.246	235	21.254	187	
2	2	1:38.130	51.736	128	23.372	231	23.022	186		7	2	1:29.598	45.479	132	22.705	233	21.414	186	
3	2	1:39.498	47.431	129	23.054	189	29.013	187		8	2	1:28.241	44.676	133	22.254	234	21.311	186	
4	2	1:28.369	44.809	133	22.328	235	21.232	187		9	2	1:28.167	44.650	133	22.267	235	21.250	187	
5	2	1:28.145	44.621	133	22.169	234	21.355	186		10	2	1:28.352	44.707	133	22.284	234	21.361	186	

30	Ineichen, CHE(#1) / Bortolotti, ITA(#2)									theoretical besttime: 1:27.703									
1	2	4:19.395	2:59.719	109	36.809	72	42.867	46		6	2	1:27.800	44.366	132	22.311	234	21.123	186	
2	2	15:32.801	14:46.022	126	23.741	230	23.038	183		7	2	1:33.814	48.340	124	23.296	210	22.178	185	
3	2	1:35.912	46.463	129	22.953	233	26.496	186		8	2	1:29.014	44.911	130	22.476	233	21.627	187	
4	2	1:29.343	44.548	131	22.364	234	22.431	187		9	2	1:33.398	44.606	131	22.214	233	26.578	58	
5	2	1:28.572	44.405	131	22.404	233	21.763	187											

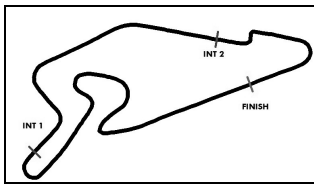
31	Niederhauser, CHE(#1) / van der Linde, ZAF(#2)									theoretical besttime: 1:27.515									
1	2	16:30.983	15:43.064	120	24.461	227	23.458	181		6	2	1:27.576	44.387	132	22.114	234	21.075	187	
2	2	1:32.700	47.465	127	23.086	231	22.149	184		7	2	1:27.820	44.455	133	22.155	235	21.210	188	
3	2	1:38.229	45.599	131	22.702	233	29.928	188		8	2	1:27.590	44.326	133	22.114	234	21.150	187	
4	2	1:35.870	45.965	128	23.988	184	25.917	186		9	2	1:35.045	44.420	133	22.125	234	28.500	58	
5	2	1:27.873	44.505	132	22.140	234	21.228	187											

32	Weerts, BEL(#1) / Vanthoor, BEL(#2)									theoretical besttime: 1:27.675									
1	2	2:30.385	1:20.148	92	35.738	123	34.499	57		7	2	1:30.444	46.400	130	22.567	231	21.477	186	
2	2	14:03.274	13:18.115	127	23.205	227	21.954	184		8	2	1:27.962	44.520	133	22.150	234	21.292	187	
3	2	1:31.534	45.826	127	22.802	227	22.906	187		9	2	1:27.759	44.458	132	22.234	233	21.067	187	
4	2	1:30.544	44.535	132	23.604	229	22.405	186		10	2	1:29.407	44.594	133	22.228	233	22.585	187	
5	2	1:43.135	52.872	67	27.714	229	22.549	187		11	2	1:27.875	44.565	130	22.162	234	21.148	186	
6	2	1:27.910	44.530	133	22.186	234	21.194	186											

33	Salaquarda, CZE(#1) / Stippler, DEU(#2)									theoretical besttime: 1:28.081									
1	2	17:50.356	16:55.918	115	28.919	165	25.519	180		6	2	1:28.268	44.817	132	22.169	235	21.282	186	
2	2	1:43.612	48.726	126	30.057	140	24.829	183		7	2	1:28.242	44.708	132	22.119	235	21.415	186	
3	2	1:36.544	50.446	128	23.189	233	22.909	185		8	2	1:28.412	44.680	129	22.226	235	21.506	186	
4	2	1:30.173	45.647	131	22.502	231	22.024	187		9	2	1:44.270	46.325	130	25.319	169	32.626	57	
5	2	1:28.533	44.707	131	22.281	235	21.545	186											

34	Goethe, DNK(#1) / Hall, GBR(#2)									theoretical besttime: 1:28.205									
1	2	2:42.426	1:26.328	100	37.072	111	39.026	57		8	2	1:28.988	45.061	130	22.398	232	21.529	185	
2	2	10:17.720	9:30.108	117	24.000	228	23.612	181		9	2	1:28.588	44.949	131	22.320	233	21.319	184	
3	2	1:33.994	48.026	127	23.811	230	22.157	184		10	2	1:28.667	44.941	132	22.288	234	21.438	186	
4	2	1:29.345	45.212	131	22.513	232	21.620	184		11	2	1:28.648	44.797	128	22.377	233	21.474	186	
5	2	1:35.054	47.324	126	25.676	208	22.054	186		12	2	1:29.986	44.879	130	22.951	228	22.156	186	
6	2	1:29.907	45.177	132	22.491	232	22.239	186		13	2	1:28.229	44.633	131	22.312	233	21.284	186	
7	2	1:29.462	45.415	132	22.510	233	21.537	186		14	2	1:40.640	46.303	110	25.474	217	28.863	57	





ADAC GT Masters

Sector List Qualifying 2

Provisional



Nürburgring, Length: 3629m

Air temperature: 19.8°C

Track temperature: 19.5°C

Weather condition: Dry

DMSB Reg. Nr.: R-11746/20

Sunday, August 16, 2020 9:00:00

Lap Id	Time	SE1	SP1	SE2	SP2	SE3	SP3	TSP	Lap Id	Time	SE1	SP1	SE2	SP2	SE3	SP3	TSP
36 Dienst, DEU(#1) / Frommenwiler, CHE(#2)									theoretical besttime: 1:28.344								
1	2	2:41.298	1:31.382	103	34.873	116	35.043	136	8	2	1:28.675	44.846	132	22.397	234	21.432	188
2	2	2:13.527	1:04.911	89	31.939	152	36.677	57	9	2	1:40.195	44.902	134	24.121	157	31.172	57
3	2	2:42.587	1:55.769	125	24.324	230	22.494	185	10	2	2:34.893	1:41.547	133	25.641	191	27.705	186
4	2	1:45.317	59.124	108	23.921	229	22.272	188	11	2	1:30.573	45.578	136	22.545	234	22.450	190
5	2	1:29.140	45.102	127	22.562	234	21.476	188	12	2	1:28.697	45.021	128	22.353	236	21.323	188
6	2	1:28.754	44.883	129	22.506	234	21.365	188	13	2	1:28.465	44.889	129	22.220	235	21.356	188
7	2	1:28.548	44.907	128	22.363	235	21.278	188	14	2	1:46.875	49.518	110	26.286	148	31.071	57

Lap Id	Time	SE1	SP1	SE2	SP2	SE3	SP3	TSP	Lap Id	Time	SE1	SP1	SE2	SP2	SE3	SP3	TSP
47 Dontje, NLD(#1) / Götz, DEU(#2)									theoretical besttime: 1:27.936								
1	2	13:53.166	12:59.447	116	28.909	141	24.810	181	7	2	1:28.346	44.991	137	22.196	234	21.159	188
2	2	1:35.943	49.251	132	23.920	204	22.772	185	8	2	1:28.180	44.877	137	22.054	235	21.249	189
3	2	1:32.184	46.905	129	23.229	221	22.050	189	9	2	1:32.166	45.281	136	24.350	212	22.535	190
4	2	1:35.932	46.323	132	23.373	215	26.236	190	10	2	1:29.041	45.110	137	22.300	234	21.631	189
5	2	1:35.604	45.056	136	22.337	234	28.211	190	11	2	1:28.228	44.982	138	22.051	236	21.195	189
6	2	1:43.767	44.726	137	34.012	181	25.029	190	12	2	1:34.641	44.803	137	22.278	234	27.560	58

Lap Id	Time	SE1	SP1	SE2	SP2	SE3	SP3	TSP	Lap Id	Time	SE1	SP1	SE2	SP2	SE3	SP3	TSP
48 Ellis, GBR(#1) / Marciello, ITA(#2)									theoretical besttime: 1:27.898								
1	2	15:58.871	15:11.673	122	24.191	228	23.007	183	7	2	1:28.111	44.690	134	22.121	235	21.300	187
2	2	1:36.122	46.921	128	23.099	232	26.102	187	8	2	1:28.150	44.720	136	22.126	234	21.304	187
3	2	1:32.679	45.815	131	22.760	233	24.104	186	9	2	1:27.978	44.673	134	22.093	235	21.212	187
4	2	1:44.955	57.296	130	23.087	213	24.572	187	10	2	1:28.052	44.706	135	22.132	234	21.214	187
5	2	1:28.388	44.860	135	22.271	235	21.257	188	11	2	1:39.867	44.729	133	23.869	156	31.269	58
6	2	1:28.301	44.593	133	22.193	234	21.515	186									

Lap Id	Time	SE1	SP1	SE2	SP2	SE3	SP3	TSP	Lap Id	Time	SE1	SP1	SE2	SP2	SE3	SP3	TSP
63 Perera, FRA(#1) / Costa Balboa, ESP(#2)									theoretical besttime: 1:27.877								
1	2	18:14.472	17:23.442	118	26.147	180	24.883	180	6	2	1:30.987	45.742	127	22.794	224	22.451	188
2	2	1:35.641	46.800	131	23.363	200	25.478	185	7	2	1:28.426	44.671	131	22.311	235	21.444	187
3	2	1:32.527	45.089	134	22.308	235	25.130	187	8	2	1:27.997	44.600	134	22.161	234	21.236	187
4	2	1:28.344	44.791	133	22.207	235	21.346	187	9	2	1:28.045	44.657	134	22.180	235	21.208	187
5	2	1:27.915	44.508	133	22.188	235	21.219	187									

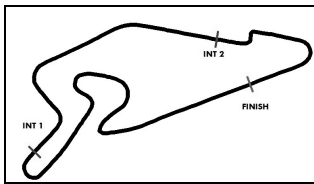
Lap Id	Time	SE1	SP1	SE2	SP2	SE3	SP3	TSP	Lap Id	Time	SE1	SP1	SE2	SP2	SE3	SP3	TSP
71 Paul, DEU(#1) / Langeveld, NLD(#2)									theoretical besttime: 1:28.321								
1	2	14:39.332	13:47.406	116	28.169	190	23.757	183	7	2	1:30.622	45.989	132	22.663	233	21.970	186
2	2	1:33.228	47.188	128	23.499	211	22.541	185	8	2	1:28.380	44.706	129	22.294	234	21.380	186
3	2	1:30.513	45.326	132	23.546	227	21.641	185	9	2	1:28.330	44.647	132	22.299	234	21.384	185
4	2	1:29.368	45.512	135	22.386	234	21.470	186	10	2	1:28.575	44.779	133	22.368	234	21.428	185
5	2	1:28.761	44.847	134	22.365	234	21.549	186	11	2	1:28.561	44.776	131	22.335	233	21.450	185
6	2	1:28.698	44.817	131	22.417	234	21.464	186	12	2	1:34.429	44.952	129	22.446	233	27.031	59

Lap Id	Time	SE1	SP1	SE2	SP2	SE3	SP3	TSP	Lap Id	Time	SE1	SP1	SE2	SP2	SE3	SP3	TSP
72 Schöll, AUT(#1) / Pepper, ZAF(#2)									theoretical besttime: 1:26.696								
1	2	2:14.117	1:18.982	118	25.683	236	29.452	49	5	2	1:28.545	44.413	137	21.889	244	22.243	197
2	2	15:54.710	15:07.648	129	23.886	195	23.176	191	6	2	1:26.696	43.945	135	21.822	244	20.929	194
3	2	1:36.190	45.544	133	24.346	168	26.300	196	7	2	1:36.862	46.361	115	25.770	142	24.731	197
4	2	1:29.731	44.411	134	21.993	242	23.327	197	8	2	1:34.116	44.367	133	22.216	242	27.533	57

Lap Id	Time	SE1	SP1	SE2	SP2	SE3	SP3	TSP	Lap Id	Time	SE1	SP1	SE2	SP2	SE3	SP3	TSP
77 Pommer, DEU(#1) / Schmidt, CHE(#2)									theoretical besttime: 1:27.777								
1	2	3:32.597	1:59.904	88	50.565	74	42.128	51	7	2	1:28.048	44.642	135	22.096	237	21.310	191
2	2	14:00.098	13:06.656	116	27.639	187	25.803	136	8	2	1:27.993	44.624	136	22.087	238	21.282	191
3	2	1:38.723	52.399	133	22.986	229	23.338	187	9	2	1:28.038	44.690	136	22.082	242	21.266	191
4	2	1:37.638	47.367	131	23.196	155	27.075	191	10	2	1:27.876	44.650	137	22.054	238	21.172	190
5	2	1:34.521	47.245	135	23.526	163	23.750	192	11	2	1:27.780	44.574	136	22.057	242	21.149	191
6	2	1:28.308	44.770	136	22.185	231	21.353	190									

Lap Id	Time	SE1	SP1	SE2	SP2	SE3	SP3	TSP	Lap Id	Time	SE1	SP1	SE2	SP2	SE3	SP3	TSP
82 Schothorst, NLD(#1) / Zimmermann, DEU(#2)									theoretical besttime: 1:27.837								
1	2	18:42.027	17:47.681	73	25.902	223	28.444	180	6	2	1:28.142	44.654	132	22.204	235	21.284	187
2	2	1:36.336	47.426	131	26.634	198	22.276	187	7	2	1:28.030	44.624	133	22.155	235	21.251	187
3	2	1:32.213	45.076	132	22.627	234	24.510	188	8	2	1:27.977	44.604	132	22.268	234	21.105	188
4	2	1:28.458	44.779	132	22.376	233	21.303	187	9	2	1:28.296	44.619	133	22.245	234	21.432	186





ADAC GT Masters

Sector List Qualifying 2

Provisional



Nürburgring, Length: 3629m

Air temperature: 19.8°C

Track temperature: 19.5°C

Weather condition: Dry

DMSB Reg. Nr.: R-11746/20

Sunday, August 16, 2020 9:00:00

Lap	Id	Time	SE1	SP1	SE2	SP2	SE3	SP3	TSP	Lap	Id	Time	SE1	SP1	SE2	SP2	SE3	SP3	TSP
5	2	1:28.237	44.577	133	22.310	234	21.350	187											

91 Joos, DEU(#1) / Andlauer, FRA(#2)

theoretical besttime: 1:27.725

1	2	2:49.748	1:32.389	98	37.424	98	39.935	51		7	2	1:28.729	44.505	134	22.212	236	22.012	191	
2	2	14:36.129	13:46.419	130	24.360	159	25.350	189		8	2	1:27.926	44.524	134	22.217	237	21.185	189	
3	2	1:33.661	45.244	136	24.742	144	23.675	191		9	2	1:30.447	45.180	135	22.997	217	22.270	189	
4	2	1:28.459	44.735	136	22.314	235	21.410	187		10	2	1:28.283	44.827	136	22.106	236	21.350	191	
5	2	1:34.622	44.625	135	22.197	237	27.800	189		11	2	1:28.098	44.797	135	22.157	236	21.144	189	
6	2	1:27.992	44.640	135	22.238	237	21.114	189											

92 Ammermüller, DEU(#1) / Engelhart, DEU(#2)

theoretical besttime: 1:27.818

1	2	16:24.453	15:37.441	119	23.945	227	23.067	184		7	2	1:28.257	44.655	132	22.262	235	21.340	188	
2	2	1:34.716	46.703	131	22.685	233	25.328	186		8	2	1:27.933	44.600	133	22.175	235	21.158	188	
3	2	1:32.994	46.520	131	23.136	233	23.338	189		9	2	1:31.198	46.096	127	22.819	234	22.283	189	
4	2	1:33.241	46.664	133	23.743	180	22.834	190		10	2	1:29.793	45.155	118	22.807	234	21.831	190	
5	2	1:28.245	44.685	132	22.293	235	21.267	187		11	2	1:27.886	44.614	132	22.229	233	21.043	188	
6	2	1:28.186	44.736	133	22.259	235	21.191	187											

99 Renauer, DEU(#1) / Müller, DEU(#2)

theoretical besttime: 1:27.646

1	2	17:13.261	16:21.739	107	26.304	217	25.218	161		6	2	1:27.810	44.553	135	22.088	237	21.169	189	
2	2	1:39.255	50.311	127	25.538	182	23.406	187		7	2	1:29.091	44.591	135	22.226	237	22.274	191	
3	2	1:32.299	46.864	128	22.869	234	22.566	191		8	2	1:27.903	44.443	134	22.054	237	21.406	189	
4	2	1:33.778	44.860	135	23.828	225	25.090	188		9	2	1:28.059	44.611	134	22.074	236	21.374	188	
5	2	1:27.854	44.602	135	22.103	237	21.149	189		10	2	1:27.995	44.645	134	22.149	235	21.201	189	