

Provisional

Result List

Stewards / Race Management

STEWARD	Achim Loth
STEWARD	Manfred Schulte
STEWARD	Dennis Jühe
RACE DIRECTOR	Niels Wittich
CLERK OF THE COURSE	Michael Bork
TECHNICAL DELEGATE	Erik Wilhelmi
CHIEF TIMEKEEPER	Steffen Ruhl

Weather Start/Finish

AIR	24.5°C
TRACK	27.5°C
CONDITIONS	Dry
PRESSURE	945 hPa
AIR	25.4°C
TRACK	24.2°C
CONDITIONS	Dry
PRESSURE	945 hPa

Track Information

GREEN FLAG	16:02:08
CHEQUERED FLAG	16:33:16
SAFETY CAR PHASE	0
FULL COURSE YELLOW PHASE	0
TRACK NAME	Nürburgring
TRACK LENGTH	3629m
TURN COUNT	11
TOTAL DISTANCE	76.20km
FASTEST LAP:	#17. EDG - 1:28.519

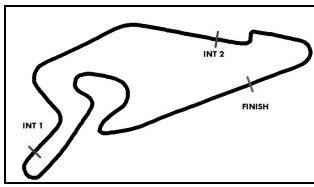
STARTED: 15 CLASSIFIED: 15 NOT CLASSIFIED: 0 DISQUALIFIED: 0

Nr.	Drivers	Team	Laps	Total Time	Gap	Kph	Lap	Time	Kph
Cl.	Car	Competitor							
1	17 J.Edgar(GBR) ADAC Formel 4	(T) Van Amersfoort Racing(NLD) Van Amersfoort Racing	21	31:08.434		146.9	7	1:28.519	147.5
2	58 E.Seppänen(FIN) ADAC Formel 4	(T) US Racing(DEU) US Racing	21	31:14.516	6.082	146.5	6	1:28.711	147.2
3	46 G.Mini(ITA) R ADAC Formel 4	(T) Prema Powerteam SRL(ITA) Prema Powerteam SRL	21	31:15.102	6.668	146.5	7	1:28.755	147.1
4	52 J.Crawford(USA) ADAC Formel 4	(T) Van Amersfoort Racing(NLD) Van Amersfoort Racing	21	31:15.501	7.067	146.5	6	1:28.686	147.3
5	77 T.Tramnitz(DEU) R ADAC Formel 4	US Racing(DEU) US Racing	21	31:19.212	10.778	146.2	7	1:28.985	146.8
6	29 J.Dürksen(DEU) ADAC Formel 4	(T) ADAC Berlin-Brandenburg e.V.(DEU) ADAC Berlin-Brandenburg e.V.	21	31:19.709	11.275	146.4	15	1:28.703	147.2
7	87 O.Bearman(GBR) R ADAC Formel 4	US Racing(DEU) US Racing	21	31:21.844	13.410	146.2	5	1:28.917	146.9
8	15 S.Montoya(COL) R ADAC Formel 4	Prema Powerteam SRL(ITA) Prema Powerteam SRL	21	31:22.470	14.036	146.2	7	1:28.976	146.8
9	4 V.Bernier(FRA) ADAC Formel 4	(T) R-ace GP(FRA) R-ACE GP	21	31:23.043	14.609	146.2	7	1:28.871	147.0
10	7 J.Knopp(CZE) R ADAC Formel 4	(T) ADAC Berlin-Brandenburg e.V.(DEU) ADAC Berlin-Brandenburg e.V.	21	31:34.007	25.573	145.4	6	1:29.302	146.2
11	16 D.Beganovic(SWE) R ADAC Formel 4	(T) Prema Powerteam SRL(ITA) Prema Powerteam SRL	21	31:35.092	26.658	145.7	11	1:29.232	146.4
12	6 K.Smal(RUS) R ADAC Formel 4	(T) R-ace GP(FRA) R-ACE GP	21	31:44.107	35.673	144.6	11	1:29.763	145.5
13	5 A.Lobanenko(RUS) R ADAC Formel 4	R-ace GP(FRA) R-ACE GP	21	31:44.737	36.303	144.6	11	1:29.679	145.6
14	51 F.Pizzi(ITA) R ADAC Formel 4	Van Amersfoort Racing(NLD) Van Amersfoort Racing	21	32:27.904	1:19.470	141.8	14	1:28.758	147.1
15	95 V.Lomko(RUS) R ADAC Formel 4	(T) US Racing(DEU) US Racing	20	31:29.109	1 LAP	140.5	10	1:28.798	147.1

Fastest lap of the race. Car 17 driver Jonny Edgar on lap 7. Time 1:28.519, average speed 147.5 km/h.

T = nominated for Team Classification

Subject to final scrutineering!		
Publication time:	Clerk of the Course: Michael Bork	Timekeeper: Steffen Ruhl



ADAC Formel 4

Sector List Race 2

Provisional



Nürburgring, Length: 3629m

Air temperature: 25.43°C

Track temperature: 24.1°C

Weather condition: Dry

DMSB Reg. Nr.: R-11746/20

Saturday, August 15, 2020 16:00:00

Lap	Id	Time	SE1	SP1	SE2	SP2	SE3	SP3	TSP	Lap	Id	Time	SE1	SP1	SE2	SP2	SE3	SP3	TSP
4 Bernier, FRA(#1)										theoretical besttime: 1:28.742									
1	0	1:36.995	50.813	131	23.468	205	22.714	176		12	0	1:29.164	44.889	128	22.758	214	21.517	176	
2	0	1:29.941	45.369	129	23.021	210	21.551	176		13	0	1:29.122	44.859	130	22.920	212	21.343	177	
3	0	1:29.312	44.959	129	22.855	212	21.498	177		14	0	1:29.419	44.888	128	22.903	213	21.628	177	
4	0	1:29.504	45.071	130	22.889	212	21.544	176		15	0	1:29.402	45.095	129	22.865	212	21.442	178	
5	0	1:29.070	44.794	130	22.906	211	21.370	177		16	0	1:29.529	45.234	130	22.904	210	21.391	177	
6	0	1:29.158	44.973	129	22.785	212	21.400	177		17	0	1:29.315	44.851	129	22.855	212	21.609	177	
7	0	1:28.871	44.722	128	22.828	212	21.321	177		18	0	1:29.311	44.997	129	22.936	213	21.378	177	
8	0	1:28.923	44.808	129	22.853	213	21.262	178		19	0	1:29.510	45.193	129	22.838	213	21.479	177	
9	0	1:29.083	44.898	128	22.846	213	21.339	176		20	0	1:29.448	45.146	128	22.883	212	21.419	178	
10	0	1:29.140	44.792	128	22.786	214	21.562	176		21	0	1:29.463	45.049	129	22.916	212	21.498	175	
11	0	1:29.363	45.047	128	22.856	213	21.460	177											

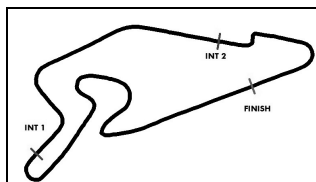
Lap	Id	Time	SE1	SP1	SE2	SP2	SE3	SP3	TSP	Lap	Id	Time	SE1	SP1	SE2	SP2	SE3	SP3	TSP
5 Lobanenko, RUS(#1)										theoretical besttime: 1:29.571									
1	0	1:38.229	51.357	129	23.512	215	23.360	174		12	0	1:31.065	46.352	127	23.116	210	21.597	175	
2	0	1:31.541	46.496	127	23.338	210	21.707	174		13	0	1:29.765	45.265	128	23.054	208	21.446	177	
3	0	1:30.651	45.843	128	23.062	210	21.746	175		14	0	1:29.873	45.291	127	23.066	209	21.516	176	
4	0	1:30.185	45.570	129	22.987	210	21.628	174		15	0	1:30.036	45.334	128	23.076	208	21.626	176	
5	0	1:29.913	45.377	130	22.979	209	21.557	175		16	0	1:30.412	45.580	129	23.221	208	21.611	175	
6	0	1:30.345	45.879	127	22.981	210	21.485	176		17	0	1:30.287	45.399	125	23.368	208	21.520	176	
7	0	1:30.611	45.407	129	22.976	211	22.228	176		18	0	1:29.970	45.377	129	23.101	210	21.492	176	
8	0	1:30.478	45.797	128	23.149	210	21.532	175		19	0	1:30.638	45.887	128	23.218	208	21.533	177	
9	0	1:29.828	45.285	129	22.975	211	21.568	175		20	0	1:30.412	45.507	129	23.205	211	21.700	177	
10	0	1:30.274	45.387	128	23.316	208	21.571	175		21	0	1:30.545	45.738	129	23.252	209	21.555	176	
11	0	1:29.679	45.373	129	22.923	210	21.383	176											

Lap	Id	Time	SE1	SP1	SE2	SP2	SE3	SP3	TSP	Lap	Id	Time	SE1	SP1	SE2	SP2	SE3	SP3	TSP
6 Smal, RUS(#1)										theoretical besttime: 1:29.662									
1	0	1:37.876	51.052	129	23.535	210	23.289	175		12	0	1:29.998	45.456	128	23.057	210	21.485	176	
2	0	1:31.338	46.412	129	23.179	210	21.747	176		13	0	1:30.265	45.344	129	23.255	208	21.666	175	
3	0	1:30.318	45.647	129	23.018	210	21.653	176		14	0	1:30.367	45.605	129	23.237	207	21.525	176	
4	0	1:30.130	45.499	129	23.071	210	21.560	175		15	0	1:30.321	45.367	129	23.152	208	21.802	176	
5	0	1:30.128	45.500	128	23.087	209	21.541	175		16	0	1:30.180	45.521	129	23.195	207	21.464	177	
6	0	1:30.220	45.679	129	23.084	209	21.457	176		17	0	1:30.149	45.350	128	23.266	208	21.533	176	
7	0	1:30.064	45.606	129	22.942	210	21.516	176		18	0	1:30.242	45.545	129	23.186	208	21.511	176	
8	0	1:30.005	45.444	129	23.031	210	21.530	175		19	0	1:30.653	45.703	131	23.267	207	21.683	175	
9	0	1:31.016	46.274	127	23.157	211	21.585	175		20	0	1:30.621	45.756	128	23.294	208	21.571	176	
10	0	1:30.078	45.662	129	22.977	210	21.439	175		21	0	1:30.375	45.593	131	23.149	208	21.633	175	
11	0	1:29.763	45.445	130	22.924	210	21.394	177											

Lap	Id	Time	SE1	SP1	SE2	SP2	SE3	SP3	TSP	Lap	Id	Time	SE1	SP1	SE2	SP2	SE3	SP3	TSP
7 Knopp, CZE(#1)										theoretical besttime: 1:29.217									
1	0	1:37.688	50.607	128	23.585	202	23.496	173		12	0	1:29.590	45.087	130	22.912	210	21.591	177	
2	0	1:30.960	46.037	129	23.126	209	21.797	175		13	0	1:29.850	45.141	131	23.038	209	21.671	177	
3	0	1:29.915	45.350	130	22.901	210	21.664	175		14	0	1:29.964	45.212	129	23.102	208	21.650	177	
4	0	1:29.976	45.270	131	23.036	209	21.670	176		15	0	1:29.649	45.045	130	23.054	207	21.550	177	
5	0	1:29.542	44.950	129	22.970	209	21.622	176		16	0	1:29.451	45.004	129	23.020	208	21.427	177	
6	0	1:29.302	44.952	130	22.848	211	21.502	177		17	0	1:29.552	45.063	130	23.038	208	21.451	177	
7	0	1:29.486	45.048	130	22.932	210	21.506	176		18	0	1:29.675	45.063	128	23.133	208	21.479	177	
8	0	1:29.462	45.006	130	23.037	210	21.419	176		19	0	1:30.177	45.174	124	23.355	207	21.648	177	
9	0	1:29.588	45.127	129	23.017	211	21.444	175		20	0	1:29.753	45.041	129	23.087	208	21.625	177	
10	0	1:30.422	45.569	130	23.050	209	21.803	175		21	0	1:30.322	45.381	129	23.268	208	21.673	176	
11	0	1:29.683	45.242	130	22.959	210	21.482	176											

Lap	Id	Time	SE1	SP1	SE2	SP2	SE3	SP3	TSP	Lap	Id	Time	SE1	SP1	SE2	SP2	SE3	SP3	TSP
15 Montoya, COL(#1)										theoretical besttime: 1:28.716									
1	0	1:36.313	50.048	129	23.984	200	22.281	176		12	0	1:29.128	45.025	126	22.727	213	21.376	175	
2	0	1:29.848	45.463	129	22.844	212	21.541	177		13	0	1:28.988	44.991	129	22.786	211	21.211	178	
3	0	1:29.578	45.291	128	22.760	212	21.527	176		14	0	1:29.744	45.170	129	22.958	213	21.616	177	
4	0	1:29.409	45.245	130	22.739	210	21.425	177		15	0	1:29.361	44.937	130	22.965	212	21.459	177	
5	0	1:29.038	44.895	129	22.647	212	21.496	176		16	0	1:29.387	45.097	129	22.899	210	21.391	178	
6	0	1:28.980	44.969	130	22.727	212	21.284	178		17	0	1:29.541	44.931	129	22.918	211	21.692	177	
7	0	1:28.976	44.950	128	22.708	212	21.318	178		18	0	1:29.226	45.111	131	22.753	211	21.362	176	
8	0	1:29.126	44.946	129	22.727	212	21.453	177		19	0	1:29.528	45.221	128	22.863	211	21.444	177	
9	0	1:29.011	44.858	129	22.744	213	21.409	175		20	0	1:29.427	45.109	128	22.835	210	21.483	177	





ADAC Formel 4

Sector List Race 2

Provisional



Nürburgring, Length: 3629m

Air temperature: 25.43°C

Track temperature: 24.1°C

Weather condition: Dry

DMSB Reg. Nr.: R-11746/20

Saturday, August 15, 2020 16:00:00

Lap	Id	Time	SE1	SP1	SE2	SP2	SE3	SP3	TSP	Lap	Id	Time	SE1	SP1	SE2	SP2	SE3	SP3	TSP
10	0	1:29.311	44.976	129	22.797	212	21.538	175		21	0	1:29.332	45.105	129	22.803	211	21.424	176	
11	0	1:29.218	45.115	128	22.718	213	21.385	178											

16 Beganovic, SWE(#1)

theoretical besttime: 1:29.090

1	0	1:42.975	58.311	130	23.119	210	21.545	175		12	0	1:29.370	45.152	128	22.762	212	21.456	176	
2	0	1:30.046	45.503	127	22.935	210	21.608	175		13	0	1:29.484	45.096	129	22.843	210	21.545	177	
3	0	1:29.376	45.208	129	22.724	211	21.444	176		14	0	1:29.327	45.003	127	22.854	210	21.470	177	
4	0	1:29.346	45.077	129	22.755	211	21.514	175		15	0	1:29.438	45.018	127	22.893	211	21.527	177	
5	0	1:29.585	45.332	130	22.795	212	21.458	176		16	0	1:29.397	45.049	127	22.860	210	21.488	177	
6	0	1:29.898	45.418	128	22.788	214	21.692	177		17	0	1:29.687	45.012	129	23.053	210	21.622	177	
7	0	1:29.724	45.236	128	22.797	216	21.691	176		18	0	1:29.507	45.106	128	22.845	212	21.556	177	
8	0	1:29.420	45.083	129	22.751	213	21.586	178		19	0	1:30.766	45.146	117	24.014	210	21.606	176	
9	0	1:29.300	45.193	129	22.744	212	21.363	176		20	0	1:29.657	45.219	126	22.884	210	21.554	177	
10	0	1:29.254	45.101	129	22.748	211	21.405	175		21	0	1:30.303	45.695	127	22.956	210	21.652	177	
11	0	1:29.232	45.005	128	22.764	211	21.463	177											

17 Edgar, GBR(#1)

theoretical besttime: 1:28.407

1	0	1:30.772	46.228	131	23.084	211	21.460	177		12	0	1:28.645	44.639	132	22.729	212	21.277	178	
2	0	1:29.509	45.218	131	22.879	211	21.412	177		13	0	1:28.892	44.871	131	22.747	212	21.274	178	
3	0	1:29.244	45.153	131	22.794	212	21.297	177		14	0	1:28.800	44.807	131	22.776	211	21.217	180	
4	0	1:29.144	45.036	131	22.733	213	21.375	177		15	0	1:28.692	44.624	131	22.738	211	21.330	178	
5	0	1:28.828	44.770	131	22.788	211	21.270	177		16	0	1:28.903	44.776	132	22.893	210	21.234	179	
6	0	1:28.824	44.891	131	22.756	212	21.177	179		17	0	1:28.975	44.841	132	22.818	210	21.316	178	
7	0	1:28.519	44.672	130	22.689	212	21.158	178		18	0	1:28.870	44.759	130	22.853	210	21.258	178	
8	0	1:28.593	44.612	131	22.763	212	21.218	178		19	0	1:28.978	44.862	131	22.874	210	21.242	178	
9	0	1:28.761	44.727	130	22.794	213	21.240	177		20	0	1:29.072	44.875	131	22.917	210	21.280	178	
10	0	1:28.646	44.782	131	22.637	213	21.227	178		21	0	1:29.076	44.839	130	22.854	210	21.383	178	
11	0	1:28.691	44.716	131	22.717	212	21.258	178											

29 Dürksen, DEU(#1)

theoretical besttime: 1:28.495

1	0	1:35.675	49.794	127	24.069	201	21.812	175		12	0	1:29.118	45.091	127	22.609	214	21.418	178	
2	0	1:29.784	45.486	129	22.937	212	21.361	177		13	0	1:29.165	44.999	128	22.663	214	21.503	179	
3	0	1:29.488	45.271	129	22.791	213	21.426	176		14	0	1:29.177	45.073	129	22.734	209	21.370	177	
4	0	1:29.183	45.242	129	22.647	212	21.294	177		15	0	1:28.703	44.811	130	22.725	210	21.167	178	
5	0	1:29.065	45.037	129	22.737	212	21.291	177		16	0	1:28.764	44.719	130	22.877	209	21.168	178	
6	0	1:28.829	44.857	130	22.761	213	21.211	179		17	0	1:28.910	44.885	130	22.721	211	21.304	177	
7	0	1:29.203	45.026	129	22.737	213	21.440	178		18	0	1:29.219	45.004	129	22.789	212	21.426	178	
8	0	1:29.238	44.938	130	22.711	215	21.589	177		19	0	1:29.692	45.186	128	23.011	211	21.495	178	
9	0	1:29.258	44.999	129	22.672	215	21.587	176		20	0	1:29.367	45.012	128	22.839	213	21.516	178	
10	0	1:29.140	45.031	130	22.626	215	21.483	177		21	0	1:29.557	45.195	129	22.792	214	21.570	178	
11	0	1:29.174	45.010	129	22.634	214	21.530	178											

46 Mini, ITA(#1)

theoretical besttime: 1:28.659

1	0	1:32.119	47.371	130	23.023	212	21.725	177		12	0	1:29.108	45.037	129	22.665	213	21.406	178	
2	0	1:29.759	45.333	129	22.855	212	21.571	177		13	0	1:29.053	44.874	129	22.713	214	21.466	178	
3	0	1:29.013	44.983	130	22.661	214	21.369	177		14	0	1:29.393	44.901	129	22.826	213	21.666	178	
4	0	1:28.979	44.909	130	22.650	214	21.420	177		15	0	1:28.999	44.887	130	22.740	212	21.372	178	
5	0	1:28.937	44.888	130	22.669	213	21.380	178		16	0	1:29.027	44.815	129	22.785	213	21.427	179	
6	0	1:29.072	44.950	130	22.703	213	21.419	178		17	0	1:29.313	44.862	129	22.930	211	21.521	179	
7	0	1:28.755	44.793	129	22.615	213	21.347	178		18	0	1:29.215	44.850	126	22.925	212	21.440	178	
8	0	1:29.079	44.906	130	22.790	214	21.383	178		19	0	1:29.482	45.210	127	22.904	211	21.368	178	
9	0	1:29.141	44.953	129	22.795	214	21.393	177		20	0	1:29.156	45.064	127	22.809	211	21.283	178	
10	0	1:28.927	44.890	131	22.583	214	21.454	177		21	0	1:29.367	45.120	129	22.842	212	21.405	177	
11	0	1:29.208	44.963	129	22.783	213	21.462	178											

51 Pizzi, ITA(#1)

theoretical besttime: 1:28.641

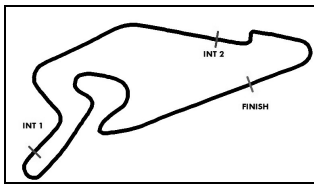
1	0	1:45.645	49.544	129	24.670	170	31.431	53		12	0	1:29.078	44.926	128	22.759	212	21.393	179	
2	0	2:25.679	1:40.997	130	23.053	210	21.629	176		13	0	1:28.865	44.805	129	22.758	212	21.302	179	
3	0	1:29.900	45.465	127	22.918	211	21.517	177		14	0	1:28.758	44.672	129	22.777	211	21.309	179	
4	0	1:29.362	45.051	128	22.882	211	21.429	177		15	0	1:29.679	44.997	127	23.162	210	21.520	178	
5	0	1:29.138	45.064	128	22.705	212	21.369	178		16	0	1:29.193	44.911	130	22.857	211	21.425	178	
6	0	1:29.301	44.975	129	22.937	211	21.389	178		17	0	1:29.090	44.839	125	22.811	211	21.440	179	

ver: 1.0

www.adac.de/motorsport

Page 2/ 4 printed: 15.8.2020 16:35





ADAC Formel 4

Sector List Race 2

Provisional



Nürburgring, Length: 3629m

Air temperature: 25.43°C

Track temperature: 24.1°C

Weather condition: Dry

DMSB Reg. Nr.: R-11746/20

Saturday, August 15, 2020 16:00:00

Lap	Id	Time	SE1	SP1	SE2	SP2	SE3	SP3	TSP	Lap	Id	Time	SE1	SP1	SE2	SP2	SE3	SP3	TSP
7	0	1:28.953	44.751	128	22.760	212	21.442	177		18	0	1:29.843	44.977	127	22.935	211	21.931	178	
8	0	1:29.341	45.004	128	22.873	212	21.464	178		19	0	1:29.248	44.996	129	22.936	212	21.316	177	
9	0	1:29.103	44.956	126	22.760	213	21.387	177		20	0	1:29.985	45.430	129	22.993	212	21.562	179	
10	0	1:28.980	44.894	128	22.732	212	21.354	178		21	0	1:29.828	44.905	130	22.947	211	21.976	178	
11	0	1:28.935	44.845	128	22.667	211	21.423	178											

52 Crawford, USA(#1)

theoretical besttime: 1:28.650

1	0	1:32.701	47.823	127	22.962	213	21.916	175		12	0	1:29.117	44.909	130	22.664	216	21.544	177	
2	0	1:29.656	45.282	130	22.790	214	21.584	176		13	0	1:29.041	44.816	129	22.635	216	21.590	178	
3	0	1:29.230	45.073	130	22.785	213	21.372	177		14	0	1:29.316	44.911	129	22.703	215	21.702	177	
4	0	1:29.322	45.133	129	22.801	211	21.388	177		15	0	1:29.125	44.984	129	22.766	214	21.375	179	
5	0	1:28.928	44.826	130	22.732	212	21.370	177		16	0	1:29.102	44.926	129	22.756	213	21.420	178	
6	0	1:28.686	44.731	129	22.653	214	21.302	178		17	0	1:29.147	44.796	129	22.702	215	21.649	178	
7	0	1:28.795	44.782	129	22.621	214	21.392	177		18	0	1:29.161	44.958	128	22.670	216	21.533	179	
8	0	1:28.839	44.750	130	22.685	215	21.404	177		19	0	1:29.521	45.135	129	22.863	214	21.523	178	
9	0	1:29.236	44.846	129	22.830	214	21.560	176		20	0	1:29.315	45.164	125	22.789	215	21.362	179	
10	0	1:28.932	45.009	129	22.617	214	21.306	178		21	0	1:29.238	45.055	129	22.717	216	21.466	178	
11	0	1:29.093	44.863	128	22.735	214	21.495	177											

58 Seppänen, FIN(#1)

theoretical besttime: 1:28.686

1	0	1:31.215	46.660	130	22.930	213	21.625	176		12	0	1:29.099	44.913	129	22.872	210	21.314	177	
2	0	1:29.728	45.274	126	22.873	212	21.581	177		13	0	1:29.101	44.889	127	22.864	209	21.348	178	
3	0	1:29.183	45.025	129	22.746	213	21.412	177		14	0	1:29.302	44.830	128	23.019	208	21.453	177	
4	0	1:29.120	45.024	130	22.672	213	21.424	177		15	0	1:28.965	44.759	128	22.838	208	21.368	177	
5	0	1:28.987	44.848	129	22.728	211	21.411	177		16	0	1:29.164	44.842	129	22.947	208	21.375	178	
6	0	1:28.711	44.741	129	22.661	213	21.309	178		17	0	1:28.937	44.780	128	22.771	209	21.386	177	
7	0	1:28.987	44.929	128	22.687	212	21.371	177		18	0	1:29.008	44.800	127	22.841	209	21.367	177	
8	0	1:29.215	45.078	129	22.829	210	21.308	177		19	0	1:28.946	44.796	129	22.800	209	21.350	177	
9	0	1:28.996	44.870	129	22.842	211	21.284	176		20	0	1:29.388	44.920	129	22.791	210	21.677	178	
10	0	1:29.070	44.861	129	22.745	211	21.464	176		21	0	1:30.145	45.392	128	23.011	208	21.742	176	
11	0	1:29.249	44.894	126	22.888	210	21.467	177											

77 Tramnitz, DEU(#1)

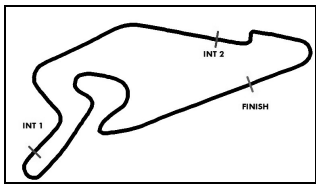
theoretical besttime: 1:28.830

1	0	1:33.104	48.288	129	23.127	210	21.689	176		12	0	1:29.107	44.994	130	22.693	211	21.420	177	
2	0	1:30.012	45.493	130	23.034	208	21.485	176		13	0	1:29.203	45.052	128	22.732	210	21.419	177	
3	0	1:29.288	45.062	128	22.801	211	21.425	176		14	0	1:29.464	45.104	128	22.902	208	21.458	177	
4	0	1:29.200	45.036	128	22.807	210	21.357	176		15	0	1:29.494	45.107	129	22.848	209	21.539	177	
5	0	1:29.041	44.896	129	22.762	211	21.383	177		16	0	1:29.356	45.162	128	22.801	208	21.393	177	
6	0	1:29.010	44.892	130	22.702	212	21.416	177		17	0	1:29.631	45.187	128	22.903	207	21.541	177	
7	0	1:28.985	44.881	128	22.747	210	21.357	177		18	0	1:29.528	45.178	129	22.885	209	21.465	177	
8	0	1:29.096	44.925	128	22.759	210	21.412	177		19	0	1:29.544	45.249	127	22.889	209	21.406	177	
9	0	1:29.000	44.942	128	22.772	211	21.286	176		20	0	1:29.477	45.196	127	22.853	209	21.428	177	
10	0	1:29.068	45.015	126	22.696	211	21.357	177		21	0	1:29.481	45.254	129	22.825	209	21.402	177	
11	0	1:29.123	45.035	127	22.663	211	21.425	177											

87 Bearman, GBR(#1)

theoretical besttime: 1:28.901

1	0	1:35.120	49.782	129	23.594	208	21.744	175		12	0	1:29.107	44.850	129	22.844	209	21.413	176	
2	0	1:29.930	45.508	130	22.983	209	21.439	175		13	0	1:29.241	44.979	129	22.892	208	21.370	177	
3	0	1:29.343	45.142	130	22.804	210	21.397	176		14	0	1:30.284	45.834	129	22.950	209	21.500	176	
4	0	1:29.219	44.972	129	22.853	209	21.394	176		15	0	1:29.327	45.115	129	22.911	209	21.301	177	
5	0	1:28.917	44.863	130	22.759	210	21.295	176		16	0	1:29.258	44.926	129	22.939	208	21.393	177	
6	0	1:29.052	44.874	130	22.819	210	21.359	177		17	0	1:29.175	44.934	130	22.916	208	21.325	177	
7	0	1:29.270	44.902	129	22.935	210	21.433	175		18	0	1:29.232	44.959	127	22.980	209	21.293	176	
8	0	1:29.191	44.947	129	22.882	209	21.362	175		19	0	1:29.546	45.129	129	22.970	209	21.447	177	
9	0	1:29.236	44.920	127	22.888	210	21.428	175		20	0	1:29.371	45.036	129	22.912	209	21.423	177	
10	0	1:29.112	44.971	130	22.849	210	21.292	176		21	0	1:29.693	45.052	129	23.074	208	21.567	176	
11	0	1:29.220	44.953	129	22.898	209	21.369	177											



ADAC Formel 4

Sector List Race 2

Provisional



Nürburgring, Length: 3629m

Air temperature: 25.43°C

Track temperature: 24.1°C

Weather condition: Dry

DMSB Reg. Nr.: R-11746/20

Saturday, August 15, 2020 16:00:00

Lap	Id	Time	SE1	SP1	SE2	SP2	SE3	SP3	TSP	Lap	Id	Time	SE1	SP1	SE2	SP2	SE3	SP3	TSP		
95		Lomko, RUS(#1)											theoretical besttime: 1:28.798								
1	0	2:02.702	56.069	110	29.098	165	37.535	53		11	0	1:28.878	44.871	131	22.757	211	21.250	177			
2	0	2:24.757	1:39.730	131	23.211	206	21.816	175		12	0	1:29.007	44.884	131	22.840	210	21.283	178			
3	0	1:29.732	45.408	131	22.858	208	21.466	176		13	0	1:29.274	44.906	130	22.884	210	21.484	178			
4	0	1:38.652	45.005	131	27.775	172	25.872	173		14	0	1:29.317	44.959	130	22.978	209	21.380	177			
5	0	1:29.772	45.442	131	22.881	209	21.449	177		15	0	1:29.353	44.955	130	22.961	209	21.437	178			
6	0	1:29.330	45.059	131	22.824	210	21.447	177		16	0	1:29.199	44.868	130	22.887	209	21.444	177			
7	0	1:29.291	44.961	130	22.964	209	21.366	177		17	0	1:30.068	45.364	129	23.078	209	21.626	177			
8	0	1:29.196	45.066	130	22.801	211	21.329	177		18	0	1:30.781	45.628	126	23.423	207	21.730	177			
9	0	1:29.104	45.059	131	22.751	210	21.294	177		19	0	1:30.459	45.412	128	23.324	206	21.723	177			
10	0	1:28.798	44.821	130	22.732	210	21.245	177		20	0	1:31.439	45.679	129	23.581	204	22.179	175			