

Provisional

Result List

Stewards / Race Management

STEWARD	Harry Stüber
STEWARD	Claus Uebach
STEWARD	Manfred Schulte
RACE DIRECTOR	Christian Vormann
CLERK OF THE COURSE	Michael Bork
TECHNICAL DELEGATE	Tim Zessack
CHIEF TIMEKEEPER	Steffen Ruhl

Weather Start/Finish

AIR	N/A°C
TRACK	N/A°C
CONDITIONS	Dry
PRESSURE	945 hPa
AIR	26.3°C
TRACK	27.7°C
CONDITIONS	Wet
PRESSURE	945 hPa

Track Information

GREEN FLAG	14:38:30
CHEQUERED FLAG	15:40:03
SAFETY CAR PHASE	3
FULL COURSE YELLOW PHASE	0
TRACK NAME	Nürburgring
TRACK LENGTH	3629m
TURN COUNT	11
TOTAL DISTANCE	116.12km
FASTEST LAP:	#48. APO - 1:35.673

STARTED: 20 CLASSIFIED: 16 NOT CLASSIFIED: 4 DISQUALIFIED: 0

Nr.	Drivers	Team	Laps	Total Time	Gap	Kph	Lap	Time	Kph
Cl.	Car	Competitor							
1	22 J.Kasperlik(DEU)/N.Möller-Madsen(DNK) Porsche Cayman 718 GT4 MR	Team Allied-Racing(DEU) Team Allied-Racing	32	57:48.591		120.3	26	1:36.172	135.8
2	2 M.Schrey(DEU)/G.Piana(ITA) BMW M4 GT4	Hofor Racing by Bonk Motorsport(CHE) Hofor Racing by Bonk Motorsport	32	57:49.991	1.400	120.1	19	1:35.924	136.1
3	69 P.Dörr(DEU)/F.Martin Dye(GBR) J McLaren 570s GT4	Dörr Motorsport(DEU) Dörr Motorsport	32	57:51.528	2.937	120.1	7	1:36.204	135.7
4	21 J.Sturm(DEU)/D.Fetzer(DEU) J Porsche Cayman 718 GT4 MR	Team Allied-Racing(DEU) Team Allied-Racing	32	57:52.484	3.893	120.2	26	1:36.447	135.4
5	48 J.Apotheloz(CHE)/L.Trefz(DEU) J Mercedes-AMG GT4	MANN-FILTER Team HTP-WINWARD(DEU) HTP-WINWARD Motorsport	32	57:53.632	5.041	120.1	11	1:35.673	136.5
6	3 C.Hürtgen(DEU)/S.von Gartzen(DEU) BMW M4 GT4	Hofor Racing by Bonk Motorsport(CHE) Hofor Racing by Bonk Motorsport	32	57:54.751	6.160	120.1	11	1:36.674	135.1
7	26 T.Kieffer(LUX)/C.Kosch(LUX) T Porsche Cayman 718 GT4 MR	Team Allied-Racing(DEU) Team Allied-Racing	32	57:55.852	7.261	120.1	11	1:36.501	135.3
8	59 P.Stalidzane(DEU)/A.Sizov(RUS) J McLaren 570s GT4	Dörr Motorsport(DEU) Dörr Motorsport	32	57:56.513	7.922	120.0	7	1:36.462	135.4
9	19 A.Tauscher(DEU)/K.Berwanger(DEU) J Porsche Cayman 718 GT4 MR	KÜS TEAM75 Bernhard(DEU) KÜS TEAM75 Bernhard	32	57:57.316	8.725	120.1	15	1:37.069	134.5
10	14 J.Kreutzpointner(DEU)/A.Kreutzpointner(DEU) BMW M4 GT4	MRS GT-Racing(DEU) MRS GT-Racing	32	57:57.996	9.405	120.2	9	1:37.376	134.1
11	5 C.Stingu(ROM)/D.Solombrino(DEU) Audi R8 LMS GT4	Hella Pagid - racing one(DEU) Hella Pagid - racing one	32	57:59.044	10.453	120.2	20	1:36.893	134.8
12	71 H.Sasse(DEU)/D.Schaak(DEU) J Audi R8 LMS GT4	T3-HRT-Motorsport(DEU) T3-HRT-Motorsport	32	57:59.987	11.396	120.0	10	1:36.553	135.3
13	9 T.Neumann(BUL)/J.Böling(DEU) T Porsche Cayman 718 GT4 MR	DLV-Team Schuetz Motorsport(DEU) DLV-Team Schuetz Motorsport	32	58:02.254	13.663	119.9	10	1:36.366	135.5
14	24 R.Kofler(AUT)/F.Janits(AUT) KTM X-BOW GT4 EVO	True Racing(AUT) True Racing	32	58:34.458	45.867	119.8	11	1:36.258	135.7
15	23 R.Falkenbach(DEU)/C.Piro(DEU) J Ginetta G55 GT4	Team piro sports Caffè d Italia(DEU) Team piro sports Caffè d Italia	28	50:33.777	4LAPS	120.6	20	1:36.619	135.2
16	4 J.Marschalkowski(DEU)/H.Still(DEU) J BMW M4 GT4	Team AVIA Sorg Rennsport(DEU) Team AVIA Sorg Rennsport	27	50:33.419	5LAPS	116.0	19	1:36.434	135.4


Not classified

8 M.Suabo(DEU)/M.Dienst(DEU) T Mercedes-AMG GT4	DLV-Team Schuetz Motorsport(DEU) DLV-Team Schuetz Motorsport	11	20:15.499	21LAPS	118.0	11	1:39.010	131.9
27 S.Grotstollen(DEU)/G.Braun(DEU) T BMW M4 GT4	team lillestoff(DEU) team lillestoff	2	3:48.683	30LAPS	106.7			
10 C.Dupre(DEU)/J.Erlbacher(AUT) J Mercedes-AMG GT4	Dupre Motorsport Engineering(DEU) Dupre Motorsport Engineering	1	1:46.558	31LAPS				
89 J.Krabec(CZE)/L.Marionek(DEU) T KTM X-Bow GT4	RTR projects(CZE) RTR projects	1	1:47.103	31LAPS				

Fastest lap of the race. Car 48 driver Julien Apotheloz on lap 11. Time 1:35.673, average speed 136.5 km/h.

Following stewards decision no. 68 drive trough penalty converted into a time penalty of 30 seconds for car no. 24

Subject to final scrutineering!		
Publication time:	Clerk of the Course: Michael Bork	Timekeeper: Steffen Ruhl



Amended
16.8.2020 - 14:00

DMSB
Provisional

Reg. Nr.: R-11746/20

Class Result List

Stewards / Race Management

STEWARD	Harry Stüber
STEWARD	Claus Uebach
STEWARD	Manfred Schulte
RACE DIRECTOR	Christian Vormann
CLERK OF THE COURSE	Michael Bork
TECHNICAL DELEGATE	Tim Zessack
CHIEF TIMEKEEPER	Steffen Ruhl

Weather Start/Finish

AIR	N/A°C
TRACK	N/A°C
CONDITIONS	Dry
PRESSURE	945 hPa
AIR	26.3°C
TRACK	27.7°C
CONDITIONS	Wet
PRESSURE	945 hPa

Track Information

GREEN FLAG	14:38:30
CHEQUERED FLAG	15:40:03
SAFETY CAR PHASE	3
FULL COURSE YELLOW PHASE	0
TRACK NAME	Nürburgring
TRACK LENGTH	3629m
TURN COUNT	11
TOTAL DISTANCE	116.12km
FASTEST LAP:	#48. APO - 1:35.673

STARTED: 20 CLASSIFIED: 16 NOT CLASSIFIED: 4 DISQUALIFIED: 0

Nr. Drivers	Team	Laps	Total Time	Gap	Kph	Lap	Time	Kph
Car	Competitor							

CLASS: Junior

Started: 9 Classified: 8

Not Classified: 1

1	69	P.Dörr(DEU)/F.Martin-Dye(GBR)	Dörr Motorsport(DEU)	32	57:51.528		120.1	7	1:36.204	135.7
		McLaren 570s GT4	Dörr Motorsport							
2	21	J.Sturm(DEU)/D.Fetzer(DEU)	Team Allied-Racing(DEU)	32	57:52.484	0.956	120.2	26	1:36.447	135.4
		Porsche Cayman 718 GT4 MR	Team Allied-Racing							
3	48	J.Apotheloz(CHE)/L.Trefz(DEU)	MANN-FILTER Team HTP-WINWARD(DEU)	32	57:53.632	2.104	120.1	11	1:35.673	136.5
		Mercedes-AMG GT4	HTP-WINWARD Motorsport							
4	59	P.Stalidzane(DEU)/A.Sizov(RUS)	Dörr Motorsport(DEU)	32	57:56.513	4.985	120.0	7	1:36.462	135.4
		McLaren 570s GT4	Dörr Motorsport							
5	19	A.Tauscher(DEU)/K.Berwanger(DEU)	KÜS TEAM75 Bernhard(DEU)	32	57:57.316	5.788	120.1	15	1:37.069	134.5
		Porsche Cayman 718 GT4 MR	KÜS TEAM75 Bernhard							
6	71	H.Sasse(DEU)/D.Schaak(DEU)	T3-HRT-Motorsport(DEU)	32	57:59.987	8.459	120.0	10	1:36.553	135.3
		Audi R8 LMS GT4	T3-HRT-Motorsport							
7	23	R.Falkenbach(DEU)/C.Piro(DEU)	Team piro sports Caffè d Italia(DEU)	28	50:33.777	4LAPS	120.6	20	1:36.619	135.2
		Ginetta G55 GT4	Team piro sports Caffè d Italia							
8	4	J.Marschalkowski(DEU)/H.Still(DEU)	Team AVIA Sorg Rennsport(DEU)	27	50:33.419	5LAPS	116.0	19	1:36.434	135.4
		BMW M4 GT4	Team AVIA Sorg Rennsport							

Not classified

10	C.Dupre(DEU)/J.Erlbacher(AUT)	Dupre Motorsport Engineering(DEU)	1	1:46.558	31LAPS
	Mercedes-AMG GT4	Dupre Motorsport Engineering			

Fastest lap of the class. Car 48 driver Julien Apotheloz on lap 11. Time 1:35.673, average speed 136.5 km/h.

CLASS: Trophy

Started: 5 Classified: 2

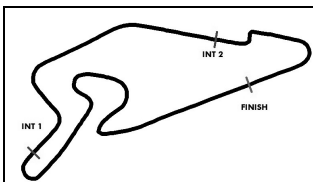
Not Classified: 3

1	26	T.Kieffer(LUX)/C.Kosch(LUX)	Team Allied-Racing(DEU)	32	57:55.852		120.1	11	1:36.501	135.3
		Porsche Cayman 718 GT4 MR	Team Allied-Racing							
2	9	T.Neumann(BUL)/J.Bölting(DEU)	DLV-Team Schuetz Motorsport(DEU)	32	58:02.254	6.402	119.9	10	1:36.366	135.5
		Porsche Cayman 718 GT4 MR	DLV-Team Schuetz Motorsport							
Not classified										
8	M.Suabo(DEU)/M.Dienst(DEU)	DLV-Team Schuetz Motorsport(DEU)	11	20:15.499	21LAPS	118.0	11	1:39.010	131.9	
	Mercedes-AMG GT4	DLV-Team Schuetz Motorsport								
27	S.Grotstollen(DEU)/G.Braun(DEU)	team lillestoff(DEU)	2	3:48.683	30LAPS	106.7				
	BMW M4 GT4	team lillestoff								
89	J.Kravec(CZE)/L.Marionec(DEU)	RTR projects(CZE)	1	1:47.103	31LAPS					
	KTM X-Bow GT4	RTR projects								

Fastest lap of the class. Car 9 driver Tano Neumann on lap 10. Time 1:36.366, average speed 135.5 km/h.

Following stewards decision no. 68 drive trough penalty converted into a time penalty of 30 seconds for car no. 24

Subject to final scrutineering!		
Publication time:	Clerk of the Course: Michael Bork	Timekeeper: Steffen Ruhl



ADAC GT4 Germany

Lap Chart Race 1

Provisional

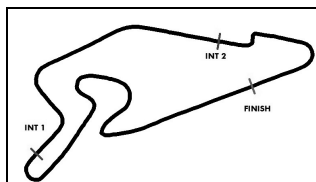


Nürburgring, Length: 3629 m

Saturday, August 15, 2020 14:40:00

LapCha	1	2	3	4	5	6	7	8	9	10	11	12	13	14	15	16	17	18	19	20	21	22	23	24	25	26	27	28	29	30	31	32	33	34	35	36	37	38	39	40	41	42	43	44	45												
LAP 1	2	69	59	22	48	24	21	3	26	27	4	10	71	89	9	19	8	23	14	5																																					
LAP 2	2	69	59	22	48	24	21	3	26	4	71	9	8	23	19	14	5	.27	SC																																						
LAP 3	2	69	59	22	48	24	21	3	26	4	71	9	8	23	19	14	5	SC																																							
LAP 4	2	69	59	22	48	24	21	3	26	4	71	9	8	23	19	14	5	SC																																							
LAP 5	2	69	59	22	48	24	21	3	26	4	71	9	8	23	19	14	5																																								
LAP 6	2	69	59	22	48	SC																																																			
LAP 6	24	21	3	26	4	71	9	8	23	19	14	5																																													
LAP 7	2	69	59	22	48	24	21	3	26	4	71	9	23	19	8	14	5																																								
LAP 8	2	69	22	59	48	24	21	3	26	4	71	9	23	19	14	8	5																																								
LAP 9	2	69	22	59	48	24	21	3	26	4	71	9	23	19	14	5	8																																								
LAP 10	2	69	22	48	24	21	3	4	26	71	9	59	23	19	14	5	8																																								
LAP 11	2	69	22	48	24	21	3	4	26	71	9	59	23	19	14	5	8																																								
LAP 12	2	69	22	48	24	21	3	4	26	71	9	59	23	19	.14	5																																									
LAP 13	2	69	22	48	24	21	3	4	26	71	9	59	19	23	5	14																																									
LAP 14	2	69	22	48	24	21	3	4	26	71	9	59	19	23	5	14																																									
LAP 15	2	69	22	48	24	21	3	26	71	9	59	4	19	.23	14	.5	.4'	23'	5'																																						
LAP 16	69	22	48	.2	24	21	3	26	71	9	59	19	14	23'	5'	4'																																									
LAP 17	69	22	48	24	21	3	26	71	9	59	19	14	2	23'	5'	4'																																									
LAP 18	69	48	24	.22	21	3	26	71	9	.59	.19	.14	2	59'	19'	23'	5'	14'	4'																																						
LAP 19	24	.69	.48	21	.3	.26	.71	.9	2	22	4'																																														
LAP 20	.24	.21	2	22	69	48	3	26	71	59	19	23	9	5	14	4'																																									
LAP 21	2	22	69	48	24	21	3	26	71	59	19	23	9	14	5	SC	4'																																								
LAP 22	2	22	69	48	24	21	3	26	71	59	19	23	9	14	5	SC	4'																																								
LAP 23	2	22	69	48	24	21	3	26	71	59	19	23	9	14	5	SC	4'																																								
LAP 24	2	22	69	48	24	21	3	26	71	59	19	23	9	14	5	4'																																									
LAP 25	2	22	69	21	48	24	3	26	59	19	23	14	9	71	5	4'																																									
LAP 26	2	22	69	21	48	3	24	26	59	23	19	14	71	5	9	4'																																									
LAP 27	2	22	69	21	48	3	24	26	23	59	19	14	5	71	9																																										
LAP 28	2	22	69	21	48	3	24	26	23	59	19	14	5	71	9																																										
LAP 29	2	22	69	21	48	3	26	59	19	14	24	5	71	9																																											
LAP 30	22	2	69	21	48	3	26	59	19	14	5	71	9	24	SC																																										
LAP 31	22	2	69	21	48	3	26	59	19	14	5	71	9	24	SC																																										
LAP 32	22	2	69	21	48	3	26	59	19	14	5	71	9	24	SC	SC																																									

.- PITSTOP ' - LAP BEHIND



ADAC GT4 Germany

Sector List Race 1

Provisional



Nürburgring, Length: 3629m

Air temperature: 26.27°C

Track temperature: 27.5°C

Weather condition: Wet

DMSB Reg. Nr.: R-11746/20

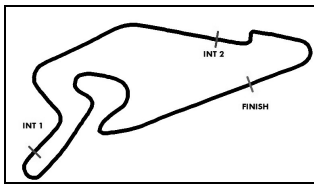
Saturday, August 15, 2020 14:40:00

Lap	Id	Time	SE1	SP1	SE2	SP2	SE3	SP3	TSP	Lap	Id	Time	SE1	SP1	SE2	SP2	SE3	SP3	TSP
2 Schrey, DEU(#1) / Piana, ITA(#2)										theoretical besttime: 1:35.777									
1	1	1:40.320	52.343	118	24.443	216	23.534	170		17	2	3:05.525	2:18.033	119	24.304	219	23.188	172	
2	1	1:41.368	48.970	119	25.790	168	26.608	163		18	2	1:35.946	48.674	119	24.294	218	22.978	172	
3	1	2:04.044	1:00.749	98	32.882	138	30.413	148		19	2	1:35.924	48.550	118	24.313	218	23.061	171	
4	1	2:06.936	1:03.914	90	32.950	139	30.072	134		20	2	1:36.158	48.717	120	24.289	218	23.152	172	
5	1	2:05.886	1:04.017	94	32.853	141	29.016	154		21	2	1:36.574	48.697	121	24.305	218	23.572	134	
6	1	2:04.499	1:01.582	102	38.339	108	24.578	171		22	2	2:10.057	1:05.096	93	34.233	122	30.728	146	
7	1	1:36.420	48.603	119	24.396	216	23.421	171		23	2	2:07.574	1:03.856	111	34.003	135	29.715	168	
8	1	1:36.373	48.716	120	24.322	216	23.335	171		24	2	2:15.018	1:01.789	116	36.978	112	36.251	159	
9	1	1:36.422	48.735	118	24.345	217	23.342	171		25	2	1:36.676	49.100	119	24.278	220	23.298	171	
10	1	1:36.410	48.601	118	24.411	216	23.398	171		26	2	1:36.564	48.850	119	24.370	219	23.344	172	
11	1	1:36.304	48.603	118	24.295	215	23.406	171		27	2	1:36.334	48.740	119	24.343	219	23.251	172	
12	1	1:36.229	48.622	118	24.249	217	23.358	171		28	2	1:36.593	48.798	120	24.341	219	23.454	172	
13	1	1:36.752	48.824	118	24.397	216	23.531	171		29	2	1:36.264	48.638	120	24.403	219	23.223	173	
14	1	1:36.773	48.857	118	24.436	216	23.480	171		30	2	1:37.496	48.796	119	25.012	218	23.688	171	
15	1	1:37.134	48.853	117	24.569	216	23.712	170		31	2	2:02.894	57.181	106	33.155	142	32.558	119	
16	1	1:41.113	48.864	118	24.540	216	27.709	55		32	2	2:11.411	1:04.112	116	33.361	157	33.938	121	

3 Hürtgen, DEU(#1) / von Gartzen, DEU(#2)										theoretical besttime: 1:36.488									
1	1	1:44.918	55.296	116	25.248	222	24.374	172		17	1	1:37.031	49.057	118	24.468	220	23.506	172	
2	1	1:42.734	49.431	117	26.256	133	27.047	165		18	1	1:37.064	49.128	115	24.424	222	23.512	171	
3	1	2:04.047	1:00.617	116	32.838	134	30.592	117		19	1	1:41.909	49.200	118	24.529	220	28.180	54	
4	1	2:05.638	1:03.663	81	32.679	144	29.296	134		20	2	3:08.763	2:20.616	119	24.548	219	23.599	173	
5	1	2:06.210	1:04.188	114	35.344	152	26.678	143		21	2	1:37.817	49.656	117	24.492	221	23.669	170	
6	1	2:03.806	1:02.177	113	36.357	133	25.272	172		22	2	1:59.391	56.460	98	32.284	125	30.647	122	
7	1	1:37.265	48.972	119	24.458	221	23.835	171		23	2	2:07.824	1:03.188	104	34.309	132	30.327	137	
8	1	1:36.751	49.106	118	24.397	221	23.248	172		24	2	2:11.393	1:00.893	109	35.398	115	35.102	165	
9	1	1:37.141	48.931	118	24.488	221	23.722	172		25	2	1:39.688	51.185	119	24.613	223	23.890	172	
10	1	1:37.241	49.246	117	24.487	220	23.508	172		26	2	1:38.489	50.398	116	24.554	222	23.537	173	
11	1	1:36.674	48.977	117	24.416	220	23.281	172		27	2	1:37.887	49.642	119	24.644	221	23.601	171	
12	1	1:36.964	49.217	117	24.429	220	23.318	172		28	2	1:37.906	49.725	113	24.754	222	23.427	172	
13	1	1:36.770	48.983	118	24.320	220	23.467	172		29	2	1:37.236	49.191	114	24.589	221	23.456	173	
14	1	1:37.139	49.215	117	24.410	220	23.514	172		30	2	1:38.566	49.208	115	24.575	219	24.783	167	
15	1	1:36.927	49.045	117	24.529	219	23.353	172		31	2	1:54.533	52.067	109	30.000	150	32.466	119	
16	1	1:36.703	48.920	117	24.466	221	23.317	172		32	2	2:12.326	1:04.491	112	32.865	130	34.970	105	

4 Marschalkowski, DEU(#1) / Still, DEU(#2)										theoretical besttime: 1:36.236									
1	1	1:46.301	55.650	119	25.123	219	25.528	169		15	1	1:45.920	49.178	121	24.411	219	32.331	99	
2	1	1:43.164	50.928	120	25.284	163	26.952	158		16	1	3:16.232	1:20.244	65	57.699	55	58.289	38	
3	1	2:03.493	1:00.474	114	32.860	140	30.159	134		17	2	3:18.498	2:30.617	121	24.378	218	23.503	171	
4	1	2:06.167	1:03.669	87	32.866	146	29.632	118		18	2	1:36.999	49.414	121	24.429	219	23.156	173	
5	1	2:06.204	1:04.323	107	35.412	140	26.469	136		19	2	1:36.434	49.112	121	24.250	219	23.072	172	
6	1	2:03.227	1:01.868	108	36.114	133	25.245	170		20	2	1:38.363	49.156	119	24.433	206	24.774	171	
7	1	1:36.719	49.026	121	24.251	221	23.442	172		21	2	1:46.607	50.808	113	26.692	159	29.107	110	
8	1	1:36.998	49.384	121	24.411	221	23.203	171		22	2	2:07.364	1:02.872	111	34.107	133	30.385	133	
9	1	1:37.183	49.245	122	24.291	221	23.647	172		23	2	2:10.200	1:00.827	111	34.556	129	34.817	166	
10	1	1:36.824	49.088	120	24.414	220	23.322	172		24	2	1:38.678	50.315	121	24.347	222	24.016	172	
11	1	1:36.468	48.927	120	24.237	221	23.304	171		25	2	1:38.930				221	23.711	171	
12	1	1:37.041	49.264	121	24.358	221	23.419	171		26	2	1:37.979	49.750	119	25.005	219	23.224	171	
13	1	1:36.751	49.225	118	24.246	220	23.280	172		27	2	1:37.372	49.058	119	24.416	221	23.898	171	
14	1	1:37.303	49.583	116	24.421	219	23.299	172		28			49.266	120	24.250	222			

5 Stingu, ROM(#1) / Solombrino, DEU(#2)										theoretical besttime: 1:36.679									
1	1	1:49.894	59.515	116	25.602	216	24.777	168		17	2	1:37.679	49.362	121	24.821	214	23.496	169	
2	1	1:44.957	51.372	116	26.345	175	27.240	163		18	2	1:37.053	49.259	116	24.523	214	23.271	170	
3	1	2:03.060	1:00.378	114	32.175	152	30.507	110		19	2	1:37.183	48.967	121	24.441	215	23.775	170	
4	1	2:06.434	1:04.505	112	32.073	134	29.856	101		20	2	1:36.893	48.986	119	24.493	216	23.414	171	
5	1	2:06.750	1:04.859	108	35.202	129	26.689	163		21	2	1:47.908	58.791	117	25.220	215	23.897	168	
6	1	2:03.227	1:02.078	110	35.010	140	26.139	164		22	2	1:38.601	49.667	116	24.806	213	24.128	169	
7	1	1:41.087	51.644	115	25.298	214	24.145	168		23	2	1:46.494	49.183	117	27.445	159	29.866	103	
8	1	1:40.295	50.555	114	25.498	214	24.242	169		24	2	2:08.585	1:00.630	105	34.130	123	33.825	163	
9	1	1:40.353	50.963	118	25.451	214	23.939	169		25	2	1:41.653	50.883	119	25.673	213	25.097	161	
10	1	1:39.592	50.276	116	25.191	214	24.125	167		26	2	1:39.276	50.326	118	24.683	217	24.267	170	



ADAC GT4 Germany

Sector List Race 1

Provisional



Nürburgring, Length: 3629m

Air temperature: 26.27°C

Track temperature: 27.5°C

Weather condition: Wet

DMSB Reg. Nr.: R-11746/20

Saturday, August 15, 2020 14:40:00

Lap	Id	Time	SE1	SP1	SE2	SP2	SE3	SP3	TSP	Lap	Id	Time	SE1	SP1	SE2	SP2	SE3	SP3	TSP
11	1	1:39.334	49.925		25.418	212	23.991	168		27	2	1:38.190	49.979	123	24.620	215	23.591	169	
12	1	1:39.170	50.184	115	25.304	213	23.682	169		28	2	1:37.631	49.544	117	24.518	216	23.569	170	
13	1	1:39.278	50.283	115	25.078	213	23.917	167		29	2	1:38.295	49.741	119	24.752	216	23.802	168	
14	1	1:42.685	51.950	111	26.124	208	24.611	167		30	2	1:38.622	49.635	121	24.702	215	24.285	169	
15	1	1:46.666	51.293	114	25.424	210	29.949	58		31	2	1:50.483	50.808	116	27.605	150	32.070	119	
16	2	3:09.308	2:20.109	112	25.224	212	23.975	168		32	2	2:12.408	1:04.199	109	32.480	133	35.729	100	

8 Suabo, DEU(#1) / Dienst, DEU(#2)

theoretical besttime: 1:38.979

1	1	1:48.475	58.088	114	25.548	213	24.839	168		7	1	1:42.218	51.967	118	25.304	208	24.947	163	
2	1	1:43.791	50.580	121	26.228	157	26.983	167		8	1	1:41.222	50.162	117	25.130	207	25.930	165	
3	1	2:02.822	1:00.142	115	32.376	132	30.304	112		9	1	1:41.349	51.592	115	25.582	206	24.175	165	
4	1	2:06.798	1:04.267	113	32.279	144	30.252	111		10	1	1:39.791	50.124	117	25.318	208	24.349	164	
5	1	2:06.090	1:04.774	115	34.843	129	26.473	136		11	1	1:39.010	49.781	118	25.023	206	24.206	165	
6	1	2:03.933	1:02.083	117	35.959	123	25.891	152		12									

9 Neumann, BUL(#1) / Bölting, DEU(#2)

theoretical besttime: 1:36.366

1	1	1:47.245	57.661	115	24.992	217	24.592	170		17	1	1:37.345	49.199	119	24.501	221	23.645	169	
2	1	1:43.959	51.267	119	26.133	175	26.559	168		18	1	1:36.897	49.065	118	24.298	222	23.534	169	
3	1	2:03.368	1:00.536	115	32.343	130	30.489	117		19	1	1:42.369	49.648	118	24.396	215	28.325	54	
4	1	2:06.842	1:03.796	92	32.755	149	30.291	111		20	2	3:33.042	2:43.236	117	25.120	217	24.686	164	
5	1	2:05.798	1:04.356	113	35.011	136	26.431	118		21	2	1:39.407	50.178	118	24.901	218	24.328	169	
6	1	2:03.045	1:01.728	114	36.341	131	24.976	170		22	2	1:40.938	51.098	120	24.978	216	24.862	166	
7	1	1:37.034	49.290	120	24.293	223	23.451	170		23	2	1:58.276	54.448	98	33.365	138	30.463	112	
8	1	1:37.050	49.051	119	24.370	222	23.629	170		24	2	2:09.043	1:00.769	110	33.733	130	34.541	166	
9	1	1:38.028	50.159	110	24.466	222	23.403	171		25	2	1:41.749	51.415	118	25.471	221	24.863	170	
10	1	1:36.366	48.762	120	24.217	223	23.387	170		26	2	1:40.572	51.591	120	24.566	224	24.415	170	
11	1	1:37.107	48.975	119	24.513	221	23.619	170		27	2	1:39.724	50.887	118	24.635	223	24.202	169	
12	1	1:36.987	49.130	120	24.355	222	23.502	170		28	2	1:38.610	50.137	116	24.774	221	23.699	171	
13	1	1:37.897	49.168	117	24.408	221	24.321	169		29	2	1:38.367	49.771	117	24.570	222	24.026	170	
14	1	1:37.685	49.477	119	24.544	221	23.664	170		30	2	1:40.735	51.719	116	24.863	219	24.153	169	
15	1	1:37.631	49.295	113	24.353	220	23.983	168		31	2	1:47.653	51.700	112	25.746	166	30.207	113	
16	1	1:38.254	49.918	118	24.371	221	23.965	169		32	2	2:13.231	1:03.629	109	32.233	138	37.369	89	

10 Dupre, DEU(#1) / Erlbacher, AUT(#2)

theoretical besttime:

1	1	1:46.558	56.492	119	25.091	214	24.975	166		2									
---	---	----------	--------	-----	--------	-----	--------	-----	--	---	--	--	--	--	--	--	--	--	--

14 Kreutzpointner, DEU(#1) / Kreutzpointner, DEU(#2)

theoretical besttime: 1:37.269

1	1	1:49.468	59.031	118	25.034	218	25.403	169		17	1	1:37.845	49.482	119	24.544	218	23.819	170	
2	1	1:44.972	51.305	119	26.283	171	27.384	166		18	1	1:42.253	49.418	120	24.744	218	28.091	58	
3	1	2:02.809	1:00.295	115	32.069	151	30.445	106		19	2	3:09.464	2:20.471	116	24.790	218	24.203	172	
4	1	2:06.529	1:04.426	115	32.337	132	29.766	100		20	2	1:38.149	49.438	121	24.689	219	24.022	172	
5	1	2:06.471	1:04.994	109	35.050	131	26.427	148		21	2	1:39.182	49.789	119	25.020	217	24.373	171	
6	1	2:03.093	1:02.126	112	35.413	138	25.554	168		22	2	1:38.606	49.621	120	24.762	219	24.223	171	
7	1	1:41.583	50.940	117	25.003	212	25.640	170		23	2	1:47.129	49.344	120	27.735	157	30.050	105	
8	1	1:39.070	49.978	117	24.640	222	24.452	171		24	2	2:08.575	1:00.761	104	33.667	142	34.147	170	
9	1	1:37.376	49.169	121	24.632	218	23.575	171		25	2	1:41.177	50.540	116	25.333	215	25.304	171	
10	1	1:37.563	49.184	118	24.646	218	23.733	170		26	2	1:38.368	49.356	121	24.712	221	24.300	168	
11	1	1:37.478	49.299	119	24.557	218	23.622	171		27	2	1:37.979	49.476	118	24.721	222	23.782	171	
12	1	1:42.567	49.183	119	24.720	218	28.664	55		28	2	1:37.937	49.318	119	24.766	220	23.853	172	
13	1	1:56.266	1:07.178	117	25.026	216	24.062	169		29	2	1:38.303	49.267	119	24.640	220	24.396	166	
14	1	1:38.803	49.995	118	24.919	216	23.889	170		30	2	1:39.461	49.477	119	24.825	198	25.159	167	
15	1	1:38.731	49.732	121	24.785	218	24.214	170		31	2	1:50.788	51.133	118	27.729	158	31.926	122	
16	1	1:37.793	49.150	117	24.924	217	23.719	170		32	2	2:12.208	1:04.412	111	32.247	138	35.549	100	

19 Tauscher, DEU(#1) / Berwanger, DEU(#2)

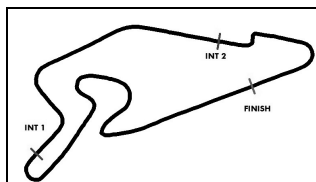
theoretical besttime: 1:36.857

1	1	1:47.681	57.876	117	25.131	220	24.674	170		17	1	1:37.224	49.223	120	24.360	220	23.641	171	
2	1	1:46.123	52.574	116	26.456	175	27.093	163		18	1	1:41.886	49.240	119	24.339	221	28.307	54	
3	1	2:02.762	59.913	117	32.461	129	30.388	117		19	2	3:08.899	2:20.097	119	24.991	217	23.811	168	
4	1	2:06.695	1:04.118	114	32.664	141	29.913	104		20	2	1:38.688	49.850	119	24.715	218	24.123	168	
5	1	2:06.203	1:04.644	114	35.058	126	26.501	127		21	2	1:40.393	49.885	118	25.495	184	25.013	169	
6	1	2:02.918	1:01.725	117	35.786	141	25.407	169		22	2	1:46.366	50.783	115	26.194	179	29.389	104	
7	1	1:38.945	50.842	118	24.550	221	23.553	171		23	2	2:07.600	1:02.622	114	34.171	133	30.807	128	

ver: 1.0

www.adac.de/motorsport

Page 2 / 5 printed: 15.8.2020 15:45



ADAC GT4 Germany

Sector List Race 1

Provisional



Nürburgring, Length: 3629m

Air temperature: 26.27°C

Track temperature: 27.5°C

Weather condition: Wet

DMSB Reg. Nr.: R-11746/20

Saturday, August 15, 2020 14:40:00

Lap	Id	Time	SE1	SP1	SE2	SP2	SE3	SP3	TSP	Lap	Id	Time	SE1	SP1	SE2	SP2	SE3	SP3	TSP
8	1	1:37.748	49.794	120	24.234	222	23.720	170		24	2	2:10.602	1:00.722	111	34.499	125	35.381	162	
9	1	1:37.278	49.403	118	24.273	221	23.602	171		25	2	1:40.104	51.456	119	24.748	219	23.900	168	
10	1	1:37.627	49.521	118	24.217	223	23.889	171		26	2	1:39.200	50.116	113	25.149	221	23.935	168	
11	1	1:37.141	49.339	119	24.328	221	23.474	171		27	2	1:38.593	49.714	118	24.593	220	24.286	169	
12	1	1:37.673	49.810	120	24.224	222	23.639	172		28	2	1:38.052	49.786	116	24.685	219	23.581	169	
13	1	1:37.783	49.635	121	24.572	219	23.576	171		29	2	1:38.326	49.265	118	24.722	219	24.339	165	
14	1	1:37.607	49.566	120	24.330	219	23.711	170		30	2	1:39.211	49.270	120	25.135	197	24.806	167	
15	1	1:37.069	49.321	117	24.331	219	23.417	169		31	2	1:51.105	50.828	118	28.508	161	31.769	118	
16	1	1:37.421	49.455	120	24.470	219	23.496	171		32	2	2:12.393	1:04.404	110	32.515	141	35.474	96	

21 Sturm, DEU(#1) / Fetzer, DEU(#2)

theoretical besttime: 1:36.208

1	2	1:44.759	54.912	116	25.363	214	24.484	169		17	2	1:37.078	49.226	117	24.359	219	23.493	171	
2	2	1:41.974	48.803	120	26.074	138	27.097	152		18	2	1:37.095	49.263	116	24.379	219	23.453	170	
3	2	2:04.295	1:00.059	119	33.614	135	30.622	116		19	2	1:38.037	49.159	117	24.293	219	24.585	163	
4	2	2:05.410	1:03.630	86	32.608	150	29.172	133		20	2	1:41.079	49.363	120	24.331	220	27.385	59	
5	2	2:06.563	1:04.236	103	35.324	146	27.003	134		21	1	3:07.120	2:19.185	121	24.129	222	23.806	153	
6	2	2:03.705	1:01.726	105	36.877	122	25.102	168		22	1	2:01.247	56.770	96	33.752	114	30.725	128	
7	2	1:37.384	49.087	116	24.651	216	23.646	170		23	1	2:07.274	1:03.101	106	34.492	147	29.681	141	
8	2	1:36.619	48.952	120	24.134	222	23.533	169		24	1	2:12.970	1:01.757	110	35.670	117	35.543	160	
9	2	1:37.480	49.013	117	24.552	217	23.915	171		25	1	1:38.880	50.093	118	24.394	220	24.393	170	
10	2	1:36.706	49.119	117	24.173	222	23.414	170		26	1	1:36.447	48.845	121	24.289	220	23.313	170	
11	2	1:36.784	49.170	119	24.195	220	23.419	169		27	1	1:36.656	49.140	121	24.245	220	23.271	169	
12	2	1:36.465	48.897	119	24.217	221	23.351	171		28	1	1:36.506	48.814	119	24.279	220	23.413	169	
13	2	1:36.649	48.909	120	24.150	221	23.590	170		29	1	1:36.505	48.994	121	24.188	220	23.323	170	
14	2	1:37.289	49.334	117	24.414	219	23.541	169		30	1	1:36.594	48.826	121	24.280	219	23.488	159	
15	2	1:37.016	49.041	120	24.380	219	23.595	171		31	1	2:00.842	55.253	84	32.809	132	32.780	118	
16	2	1:36.910	49.125	121	24.256	220	23.529	168		32	1	2:12.146	1:04.030	110	33.450	153	34.666	108	

22 Kasperlik, DEU(#1) / Möller-Madsen, DNK(#2)

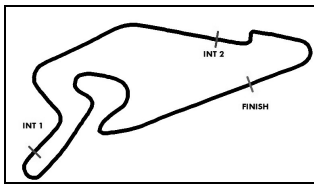
theoretical besttime: 1:35.661

1	0	1:42.996	54.510	118	24.834	219	23.652	168		17	0	1:36.963	49.170	118	24.426	219	23.367	170	
2	0	1:42.168	48.781	120	25.643	160	27.744	144		18	0	1:40.432	48.914	119	24.290	220	27.228	58	
3	0	2:03.353	59.307	101	33.827	125	30.219	141		19	0	3:05.958	2:18.346	120	24.463	219	23.149	169	
4	0	2:06.184	1:03.685	77	32.645	143	29.854	123		20	0	1:36.546	49.067	116	24.350	219	23.129	170	
5	0	2:06.030	1:03.992	94	34.060	160	27.978	156		21	0	1:35.721	48.465	119	24.142	220	23.114	170	
6	0	2:04.896	1:02.367	112	37.277	95	25.252	170		22	0	2:07.154	1:02.368	80	34.349	141	30.437	148	
7	0	1:36.458	48.644	119	24.241	219	23.573	168		23	0	2:07.944	1:03.778	112	33.910	144	30.256	150	
8	0	1:36.581	49.097	118	24.225	219	23.259	169		24	0	2:14.598	1:01.356	118	36.781	109	36.461	157	
9	0	1:36.350	48.592	118	24.336	218	23.422	168		25	0	1:37.103	49.700	120	24.349	220	23.054	169	
10	0	1:36.338	48.808	121	24.226	219	23.304	168		26	0	1:36.172	48.689	122	24.246	221	23.237	170	
11	0	1:36.298	48.778	119	24.209	219	23.311	170		27	0	1:36.304	48.785	121	24.175	221	23.344	169	
12	0	1:37.279	48.626	117	24.216	220	24.437	170		28	0	1:36.337	48.647	121	24.299	221	23.391	171	
13	0	1:36.250	48.520	119	24.369	219	23.361	169		29	0	1:36.412	48.874	121	24.369	220	23.169	171	
14	0	1:36.465	48.731	119	24.330	219	23.404	169		30	0	1:36.400	48.576	118	24.600	220	23.224	171	
15	0	1:36.565	48.812	117	24.380	219	23.373	169		31	0	2:02.542	57.060	105	32.548	167	32.934	125	
16	0	1:36.790	48.879	118	24.417	220	23.494	167		32	0	2:11.004	1:04.328	110	33.125	161	33.551	97	

23 Falkenbach, DEU(#1) / Piro, DEU(#2)

theoretical besttime: 1:36.347

1	1	1:48.988	58.373	118	25.433	211	25.182	164		16	1	3:13.256	2:25.305	117	24.636	207	23.315	167	
2	1	1:43.805	50.469	118	26.362	160	26.974	161		17	1	1:37.110	49.305	119	24.535	208	23.270	165	
3	1	2:03.017	1:00.074	116	32.447	138	30.496	120		18	2	1:37.089	49.218	118	24.556	210	23.315	167	
4	1	2:06.632	1:04.213	110	32.180	142	30.239	111		19	2	1:37.660	49.683	119	24.420	209	23.557	167	
5	1	2:05.945	1:04.708	112	34.901	128	26.336	149		20	2	1:36.619	48.917	119	24.336	209	23.366	167	
6	1	2:03.615	1:02.121	113	35.961	127	25.533	152		21	2	1:38.193	48.832	119	24.432	205	24.929	165	
7	1	1:38.786	50.479	117	24.692	208	23.615	166		22	2	1:46.941	50.566	113	26.979	169	29.396	112	
8	1	1:37.620	49.597	118	24.703	208	23.320	167		23	2	2:06.699	1:02.414	104	34.101	138	30.184	120	
9	1	1:37.355	49.454	117	24.621	208	23.280	167		24	2	2:10.038	1:00.838	106	34.563	141	34.637	162	
10	1	1:37.475	49.669	117	24.490	209	23.316	166		25	2	1:40.490	51.502	117	25.361	210	23.627	166	
11	1	1:37.326	49.378	118	24.597	207	23.351	167		26	2	1:37.075	49.111	118	24.572	210	23.392	167	
12	1	1:37.600	49.690	118	24.525	208	23.385	166		27	2	1:38.227	49.903	116	25.078	210	23.246	167	
13	1	1:39.194	50.859	118	24.784	208	23.551	167		28	2	1:37.042	48.765	118	24.569	210	23.708	166	
14	1	1:38.276	50.086	118	24.612	207	23.578	167		29			49.332	118	24.421	210			
15	1	1:41.704	49.457	118	24.777	207	27.470	57											



ADAC GT4 Germany

Sector List Race 1

Provisional



Nürburgring, Length: 3629m

Air temperature: 26.27°C

Track temperature: 27.5°C

Weather condition: Wet

DMSB Reg. Nr.: R-11746/20

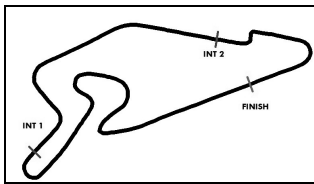
Saturday, August 15, 2020 14:40:00

Lap	Id	Time	SE1	SP1	SE2	SP2	SE3	SP3	TSP	Lap	Id	Time	SE1	SP1	SE2	SP2	SE3	SP3	TSP
24 Kofler, AUT(#1) / Janits, AUT(#2)										theoretical besttime: 1:36.111									
1	1	1:43.903	54.852	120	25.312	211	23.739	166		17	1	1:36.655	48.918	118	24.436	212	23.301	168	
2	1	1:42.438	48.856	118	26.429	138	27.153	158		18	1	1:36.933	48.904	117	24.493	213	23.536	167	
3	1	2:04.015	59.712	115	33.504	139	30.799	114		19	1	1:36.745	48.880	118	24.524	211	23.341	167	
4	1	2:05.440	1:03.749	86	32.624	146	29.067	134		20	1	1:41.756	49.033	117	24.627	210	28.096	48	
5	1	2:06.462	1:04.020	100	35.597	155	26.845	137		21	2	3:10.240	2:22.053	118	24.413	211	23.774	148	
6	1	2:03.990	1:01.740	103	37.037	124	25.213	167		22	2	2:01.481	56.672	112	34.360	118	30.449	133	
7	1	1:37.361	48.895	116	25.175	213	23.291	167		23	2	2:07.550	1:03.252	109	34.727	137	29.571	139	
8	1	1:36.642	48.788	118	24.390	213	23.464	167		24	2	2:13.088	1:01.511	114	35.998	118	35.579	158	
9	1	1:37.592	48.932	114	25.026	211	23.634	166		25	2	1:39.844	50.874	118	24.782	213	24.188	168	
10	1	1:36.528	48.803	117	24.499	212	23.226	167		26	2	1:39.608	51.189	116	24.611	214	23.808	167	
11	1	1:36.258	48.551	117	24.537	210	23.170	167		27	2	1:37.648	49.307	118	24.747	213	23.594	168	
12	1	1:36.308	48.617	118	24.438	212	23.253	167		28	2	1:38.076	49.435	118	25.025	214	23.616	168	
13	1	1:36.545	48.728	119	24.516	211	23.301	168		29	2	1:44.101	49.341	118	24.503	212	30.257	138	
14	1	1:36.460	48.745	118	24.442	211	23.273	166		30	2	1:47.438	55.942	115	25.987	198	25.509	157	
15	1	1:36.805	48.883	118	24.540	211	23.382	167		31	2	1:48.629	53.614	112	26.846	195	28.169	135	
16	1	1:36.304	48.599	119	24.434	212	23.271	167		32	2	2:11.615	1:01.111	111	32.052	137	38.452	87	

Lap	Id	Time	SE1	SP1	SE2	SP2	SE3	SP3	TSP	Lap	Id	Time	SE1	SP1	SE2	SP2	SE3	SP3	TSP
26 Kieffer, LUX(#1) / Kosch, LUX(#2)										theoretical besttime: 1:36.273									
1	1	1:45.429	55.134	118	25.279	215	25.016	169		17	1	1:37.066	49.241	119	24.413	219	23.412	169	
2	1	1:43.096	49.199	120	26.569	138	27.328	165		18	1	1:37.391	49.538	119	24.426	219	23.427	168	
3	1	2:03.597	1:00.550	110	32.714	143	30.333	117		19	1	1:42.310	49.524	119	24.412	219	28.374	58	
4	1	2:06.381	1:03.918	81	32.565	136	29.898	129		20	2	3:06.932	2:18.872	119	24.505	218	23.555	168	
5	1	2:06.149	1:03.781	118	35.288	154	27.080	138		21	2	1:38.391	49.157	120	24.396	220	24.838	164	
6	1	2:03.325	1:01.500	117	36.638	133	25.187	169		22	2	1:59.039	55.938	95	32.446	131	30.655	105	
7	1	1:37.102	48.856	120	24.355	221	23.891	168		23	2	2:07.743	1:02.836	110	34.129	126	30.778	128	
8	1	1:36.967	49.359	119	24.254	221	23.354	170		24	2	2:11.267	1:00.367	114	35.173	123	35.727	161	
9	1	1:36.920	49.077	119	24.349	220	23.494	168		25	2	1:38.954	50.406	119	24.614	222	23.934	170	
10	1	1:37.969	49.887	117	24.403	222	23.679	169		26	2	1:39.048	50.738	113	24.551	221	23.759	171	
11	1	1:36.501	48.763	118	24.482	219	23.256	168		27	2	1:37.860	49.724	120	24.476	221	23.660	168	
12	1	1:37.066	48.989	119	24.469	218	23.608	168		28	2	1:38.214	49.482	117	24.652	221	24.080	170	
13	1	1:37.068	49.363	118	24.404	219	23.301	169		29	2	1:38.943	50.333	118	24.364	221	24.246	166	
14	1	1:37.026	49.285	117	24.412	219	23.329	170		30	2	1:38.812	49.165	120	24.387	219	25.260	161	
15	1	1:37.260	49.355	120	24.389	219	23.516	168		31	2	1:52.724	50.773	113	29.879	161	32.072	121	
16	1	1:37.194	49.278	119	24.462	219	23.454	168		32	2	2:12.108	1:04.341	103	32.503	147	35.264	101	

Lap	Id	Time	SE1	SP1	SE2	SP2	SE3	SP3	TSP	Lap	Id	Time	SE1	SP1	SE2	SP2	SE3	SP3	TSP
27 Grotstollen, DEU(#1) / Braun, DEU(#2)										theoretical besttime:									
1	1	1:46.297	56.246	115	24.902	219	25.149	170		2	1	2:02.386	59.049	113	31.311	144	32.026	57	

Lap	Id	Time	SE1	SP1	SE2	SP2	SE3	SP3	TSP	Lap	Id	Time	SE1	SP1	SE2	SP2	SE3	SP3	TSP
48 Apotheloz, CHE(#1) / Trefz, DEU(#2)										theoretical besttime: 1:35.471									
1	1	1:43.270	54.434	120	25.194	216	23.642	168		17	1	1:37.637	48.998	120	24.744	217	23.895	170	
2	1	1:42.442	49.161	120	25.761	156	27.520	139		18	1	1:36.646	48.805	120	24.434	218	23.407	170	
3	1	2:03.535	59.331	109	34.014	118	30.190	143		19	1	1:40.826	48.527	120	24.513	216	27.786	54	
4	1	2:06.078	1:03.703	86	32.413	147	29.962	128		20	2	3:06.140	2:18.355	119	24.534	216	23.251	170	
5	1	2:06.021	1:03.773	97	34.546	175	27.702	158		21	2	1:36.462	48.598	119	24.593	217	23.271	169	
6	1	2:04.475	1:02.380	103	36.990	105	25.105	170		22	2	2:06.870	1:01.741	99	34.980	121	30.149	135	
7	1	1:37.317	49.296	115	24.827	216	23.194	170		23	2	2:07.805	1:03.615	100	34.432	150	29.758	134	
8	1	1:36.818	48.662	120	24.598	217	23.558	168		24	2	2:13.156	1:01.070	118	36.403	117	35.683	159	
9	1	1:37.390	48.985	118	24.902	215	23.503	169		25	2	1:40.351	50.718	120	24.794	219	24.839	170	
10	1	1:36.345	48.537	120	24.529	216	23.279	170		26	2	1:37.928	50.267	119	24.375	218	23.286	170	
11	1	1:35.673	48.166	121	24.369	216	23.138	170		27	2	1:36.169	48.700	120	24.230	218	23.239	170	
12	1	1:36.027	48.507	121	24.299	217	23.221	171		28	2	1:36.328	48.527	118	24.320	218	23.481	170	
13	1	1:36.211	48.616	121	24.373	217	23.222	170		29	2	1:36.131	48.819	121	24.237	219	23.075	171	
14	1	1:36.386	48.641	121	24.385	218	23.360	170		30	2	1:36.605	48.511	121	24.304	218	23.790	168	
15	1	1:36.843	48.721	121	24.580	217	23.542	169		31	2	2:00.982	55.397	83	32.841	141	32.744	116	
16	1	1:36.417	48.518	120	24.391	219	23.508	170		32	2	2:12.348	1:04.206	118	33.488	140	34.654	104	



ADAC GT4 Germany

Sector List Race 1

Provisional



Nürburgring, Length: 3629m
 Air temperature: 26.27°C
 Track temperature: 27.5°C
 Weather condition: Wet

DMSB Reg. Nr.: R-11746/20

Saturday, August 15, 2020 14:40:00

Lap	Id	Time	SE1	SP1	SE2	SP2	SE3	SP3	TSP	Lap	Id	Time	SE1	SP1	SE2	SP2	SE3	SP3	TSP
59 Stalidzane, DEU(#1) / Sizov, RUS(#2)										theoretical besttime: 1:36.054									
1	1	1:41.768	53.540	118	24.521	218	23.707	170		17	1	1:37.306	49.156	115	24.392	223	23.758	171	
2	1	1:41.512	48.654	118	26.125	163	26.733	153		18	1	1:41.713	49.175	116	24.324	223	28.214	54	
3	1	2:04.244	1:00.314	102	33.779	129	30.151	123		19	2	3:09.830	2:20.874	109	24.967	220	23.989	169	
4	1	2:06.436	1:03.884	88	32.583	131	29.969	140		20	2	1:37.839	49.608	116	24.567	220	23.664	170	
5	1	2:05.865	1:04.077	93	33.277	150	28.511	157		21	2	1:38.270	49.019	116	24.473	223	24.778	168	
6	1	2:05.212	1:02.068	114	38.040	95	25.104	170		22	2	1:51.633	52.855	114	28.725	140	30.053	109	
7	1	1:36.462	48.607	118	24.308	219	23.547	171		23	2	2:07.747	1:02.881	114	34.139	137	30.727	134	
8	1	1:38.072	50.054	117	24.548	220	23.470	171		24	2	2:10.900	1:00.575	112	34.869	126	35.456	164	
9	1	1:37.309	49.129	116	24.816	218	23.364	171		25	2	1:38.927	50.261	118	24.473	224	24.193	170	
10	1	1:43.129	48.477	118	30.988	203	23.664	170		26	2	1:38.900	50.354	114	24.447	223	24.099	171	
11	1	1:36.723	48.899	118	24.260	221	23.564	171		27	2	1:39.794	50.304	120	25.553	209	23.937	172	
12	1	1:36.633	48.950	118	24.253	222	23.430	171		28	2	1:37.353	49.283	116	24.378	225	23.692	170	
13	1	1:38.366	49.079	117	24.213	224	25.074	170		29	2	1:38.880	49.390	119	24.358	224	25.132	159	
14	1	1:37.427	49.263	117	24.323	220	23.841	171		30	2	1:38.330	49.447	117	24.663	219	24.220	168	
15	1	1:37.091	49.015	117	24.314	222	23.762	170		31	2	1:52.193	50.738	117	29.474	151	31.981	116	
16	1	1:38.405	49.970	115	24.355	223	24.080	168		32	2	2:12.244	1:04.500	110	32.533	138	35.211	99	

69 Dörr, DEU(#1) / Martin-Dye, GBR(#2)										theoretical besttime: 1:36.163									
1	1	1:40.690	52.897	120	24.340	223	23.453	174		17	1	1:36.763	48.818	117	24.409	219	23.536	171	
2	1	1:41.951	49.072	119	25.889	160	26.990	157		18	1	1:36.944	48.879	118	24.314	220	23.751	170	
3	1	2:03.865	1:00.399	96	32.963	140	30.503	143		19	1	1:41.009	49.047	116	24.444	219	27.518	51	
4	1	2:06.748	1:03.797	95	33.068	137	29.883	129		20	2	3:06.824	2:19.034	116	24.305	220	23.485	171	
5	1	2:05.766	1:04.138	94	32.907	140	28.721	151		21	2	1:36.454	48.734	117	24.313	221	23.407	164	
6	1	2:05.273	1:01.882	102	38.416	98	24.975	170		22	2	2:06.086	1:01.336	96	35.103	124	29.647	150	
7	1	1:36.204	48.684	119	24.151	224	23.369	174		23	2	2:08.556	1:04.326	103	33.827	156	30.403	135	
8	1	1:36.756	48.864	115	24.430	221	23.462	170		24	2	2:13.701	1:00.966	115	36.633	121	36.102	158	
9	1	1:36.682	48.785	118	24.378	220	23.519	171		25	2	1:38.764	50.663	117	24.396	222	23.705	170	
10	1	1:36.635	48.812	121	24.344	220	23.479	171		26	2	1:36.620	48.829	120	24.204	222	23.587	170	
11	1	1:36.366	48.643	118	24.322	219	23.401	171		27	2	1:36.645	48.759	119	24.361	222	23.525	171	
12	1	1:36.603	48.779	118	24.304	220	23.520	171		28	2	1:36.612	48.831	118	24.314	222	23.467	172	
13	1	1:36.690	48.981	119	24.170	220	23.539	171		29	2	1:36.661	48.897	119	24.273	221	23.491	171	
14	1	1:36.632	48.882	119	24.306	219	23.444	171		30	2	1:36.888	48.846	118	24.326	220	23.716	158	
15	1	1:36.621	48.813	117	24.251	220	23.557	171		31	2	2:00.728	55.344	88	32.876	141	32.508	117	
16	1	1:36.754	48.934	117	24.364	221	23.456	171		32	2	2:12.037	1:04.215	113	33.502	166	34.320	104	

71 Sasse, DEU(#1) / Schaak, DEU(#2)										theoretical besttime: 1:36.302									
1	1	1:46.773	56.925	119	25.100	216	24.748	167		17	1	1:36.634	48.692	119	24.455	216	23.487	170	
2	1	1:43.432	51.452	118	25.279	172	26.701	166		18	1	1:36.834	48.746	118	24.620	217	23.468	170	
3	1	2:03.450	1:00.482	117	32.678	138	30.290	121		19	1	1:43.977	49.978	110	24.616	214	29.383	58	
4	1	2:06.154	1:03.836	93	32.657	142	29.661	117		20	2	3:10.146	2:20.726	116	25.384	213	24.036	169	
5	1	2:06.075	1:04.281	114	35.253	149	26.541	141		21	2	1:40.943	50.778	117	25.256	213	24.909	165	
6	1	2:03.488	1:01.884	105	36.302	130	25.302	168		22	2	1:51.457	52.872	107	28.449	138	30.136	113	
7	1	1:37.285	49.290	118	24.598	216	23.397	169		23	2	2:07.950	1:03.015	106	34.116	138	30.819	134	
8	1	1:37.231	48.964	120	24.684	216	23.583	169		24	2	2:11.080	1:00.640	112	34.755	126	35.685	159	
9	1	1:37.280	49.047	119	24.586	216	23.647	170		25	2	1:44.019	53.017		26.643	207	24.359	169	
10	1	1:36.553	48.450	120	24.564	216	23.539	170		26	2	1:39.497	50.344	118	24.989	218	24.164	169	
11	1	1:37.442	49.049	120	24.685	215	23.708	170		27	2	1:39.465	51.259	117	24.621	217	23.585	171	
12	1	1:36.681	48.562	118	24.538	217	23.581	170		28	2	1:37.803	49.766	118	24.474	218	23.563	171	
13	1	1:36.860	48.929	116	24.468	216	23.463	170		29	2	1:38.553	49.782	119	24.979	214	23.792	170	
14	1	1:37.930	49.353	118	24.845	214	23.732	170		30	2	1:41.533	50.077	114	25.783	182	25.673	162	
15	1	1:37.132	48.884	119	24.645	215	23.603	169		31	2	1:47.047	51.725	117	25.857	155	29.465	118	
16	1	1:36.898	48.826	118	24.464	216	23.608	170		32	2	2:12.385	1:03.842	113	32.323	136	36.220	104	

89 Krabec, CZE(#1) / Marioneck, DEU(#2)										theoretical besttime:									
1	1	1:47.103	57.189	112	25.397	211	24.517	163		2									