

### Provisional

### Result List

Stewards / Race Management

STEWARD	Achim Loth
STEWARD	Manfred Schulte
STEWARD	Dennis Jühe
RACE DIRECTOR	Niels Wittich
CLERK OF THE COURSE	Michael Bork
TECHNICAL DELEGATE	Erik Wilhelmi
CHIEF TIMEKEEPER	Steffen Ruhl

Weather Start/Finish

AIR	21.3°C
TRACK	21.1°C
CONDITIONS	Dry
PRESSURE	945 hPa
AIR	21.5°C
TRACK	22.8°C
CONDITIONS	Dry
PRESSURE	945 hPa

Track Information

GREEN FLAG	11:04:13
CHEQUERED FLAG	11:34:32
SAFETY CAR PHASE	1
FULL COURSE YELLOW PHASE	0
TRACK NAME	Nürburgring
TRACK LENGTH	3629m
TURN COUNT	11
TOTAL DISTANCE	68.95km
FASTEST LAP:	#17. EDG - 1:28.063

STARTED: 15 CLASSIFIED: 13 NOT CLASSIFIED: 2 DISQUALIFIED: 0

Nr.	Drivers	Team	Laps	Total Time	Gap	Kph	Lap	Time	Kph
Cl.	Car	Competitor							
1	46 G.Mini(ITA) R ADAC Formel 4	(T) Prema Powerteam SRL(ITA) Prema Powerteam SRL	19	30:19.820		136.0	16	1:28.076	148.3
2	17 J.Edgar(GBR) ADAC Formel 4	(T) Van Amersfoort Racing(NLD) Van Amersfoort Racing	19	30:20.389	0.569	136.2	17	1:28.063	148.3
3	58 E.Seppänen(FIN) ADAC Formel 4	(T) US Racing(DEU) US Racing	19	30:26.627	6.807	135.6	12	1:28.383	147.8
4	4 V.Bernier(FRA) ADAC Formel 4	(T) R-ace GP(FRA) R-ACE GP	19	30:28.808	8.988	135.6	11	1:28.534	147.5
5	51 F.Pizzi(ITA) R ADAC Formel 4	Van Amersfoort Racing(NLD) Van Amersfoort Racing	19	30:29.248	9.428	135.7	12	1:28.183	148.1
6	95 V.Lomko(RUS) R ADAC Formel 4	(T) US Racing(DEU) US Racing	19	30:30.950	11.130	135.4	12	1:28.584	147.4
7	77 T.Tramnitz(DEU) R ADAC Formel 4	US Racing(DEU) US Racing	19	30:31.341	11.521	135.5	14	1:28.570	147.5
8	15 S.Montoya(COL) R ADAC Formel 4	Prema Powerteam SRL(ITA) Prema Powerteam SRL	19	30:31.791	11.971	135.5	14	1:28.469	147.6
9	29 J.Dürksen(DEU) ADAC Formel 4	(T) ADAC Berlin-Brandenburg e.V.(DEU) ADAC Berlin-Brandenburg e.V.	19	30:34.915	15.095	135.0	15	1:28.680	147.3
10	52 J.Crawford(USA) ADAC Formel 4	(T) Van Amersfoort Racing(NLD) Van Amersfoort Racing	19	30:35.261	15.441	136.6	15	1:28.547	147.5
11	7 J.Knopp(CZE) R ADAC Formel 4	(T) ADAC Berlin-Brandenburg e.V.(DEU) ADAC Berlin-Brandenburg e.V.	19	30:38.292	18.472	135.1	17	1:28.850	147.0
12	6 K.Smal(RUS) R ADAC Formel 4	(T) R-ace GP(FRA) R-ACE GP	19	30:47.114	27.294	134.4	15	1:29.665	145.7
13	87 O.Bearman(GBR) R ADAC Formel 4	US Racing(DEU) US Racing	18	28:57.087	1 LAP	135.2	13	1:28.518	147.5

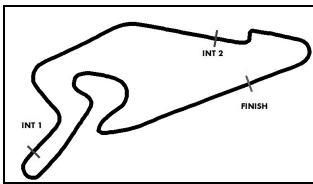
**Not classified**

16 D.Beganovic(SWE) R ADAC Formel 4	(T) Prema Powerteam SRL(ITA) Prema Powerteam SRL	7	12:47.515	12LAPS	116.1	2	1:32.559	141.1
5 A.Lobanenko(RUS) R ADAC Formel 4	R-ace GP(FRA) R-ACE GP	4	7:05.790	15LAPS	119.5	2	1:47.851	121.1

Fastest lap of the race. Car 17 driver Jonny Edgar on lap 17. Time 1:28.063, average speed 148.3 km/h.

T = nominated for Team Classification

<b>Subject to final scrutineering!</b>		
Publication time:	Clerk of the Course: Michael Bork	Timekeeper: Steffen Ruhl



# ADAC Formel 4

## Lap Chart Race 1

Provisional

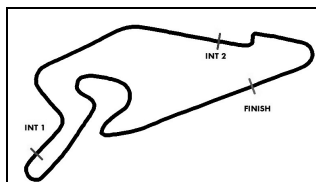


Nürburgring, Length: 3629 m

Saturday, August 15, 2020 11:00:00

LapCha	1	2	3	4	5	6	7	8	9	10	11	12	13	14	15	16	17	18	19	20	21	22	23	24	25	26	27	28	29	30	31	32	33	34	35	36	37	38	39	40	41	42	43	44	45						
LAP 1	46	16	58	29	17	95	87	4	77	15	51	5	6	7	.52																																				
LAP 2	46	17	16	29	58	87	95	4	77	51	7	6	15	5	52																																				
LAP 3	46	17	16	58	87	.29	4	95	77	51	7	6	15	5	52	SC																																			
LAP 4	46	17	16	58	87	4	95	77	51	7	6	15	29	.5	52	SC																																			
LAP 5	46	17	16	58	87	4	95	77	51	7	6	15	29	52	SC																																				
LAP 6	46	17	16	58	87	4	95	77	51	7	6	15	29	52																																					
LAP 7	46	17	87	58	4	95	77	51	7	6	15	29	.16	52																																					
LAP 8	46	17	87	58	4	95	77	51	7	15	6	29	52																																						
LAP 9	46	17	87	58	4	95	51	77	7	15	29	52	6																																						
LAP 10	46	17	87	58	4	95	51	77	15	7	29	52	6																																						
LAP 11	46	17	87	58	4	51	95	77	15	7	29	52	6																																						
LAP 12	46	17	87	58	4	51	95	77	15	7	29	52	6																																						
LAP 13	46	17	87	58	4	51	95	77	15	29	52	7	6																																						
LAP 14	46	17	87	58	4	51	95	77	15	29	52	7	6																																						
LAP 15	46	17	87	58	4	51	95	77	15	29	52	7	6																																						
LAP 16	46	17	87	58	4	51	95	77	15	29	52	7	6																																						
LAP 17	46	17	87	58	4	51	95	77	15	29	52	7	6																																						
LAP 18	46	17	87	58	4	51	95	77	15	29	52	7	6																																						
LAP 19	46	17	58	4	51	95	77	15	29	52	7	6																																							

.- PITSTOP ' - LAPBEHIND



# ADAC Formel 4

## Sector List Race 1

Provisional



Nürburgring, Length: 3629m

Air temperature: 21.52°C

Track temperature: 22.8°C

Weather condition: Dry

**DMSB** Reg. Nr.: R-11746/20

Saturday, August 15, 2020 11:00:00

Lap Id	Time	SE1	SP1	SE2	SP2	SE3	SP3	TSP	Lap Id	Time	SE1	SP1	SE2	SP2	SE3	SP3	TSP
<b>4 Bernier, FRA(#1)</b>									<b>theoretical besttime: 1:28.440</b>								
1	0	1:35.788	50.066	128	23.356	216	22.366	167	11	0	<b>1:28.534</b>	44.725	129	22.622	215	<b>21.187</b>	<b>176</b>
2	0	1:30.887	45.620	128	23.010	<b>218</b>	22.257	175	12	0	1:28.708	44.842	128	22.617	214	21.249	177
3	0	1:39.800	46.112	129	26.916	148	26.772	116	13	0	1:28.582	44.719	129	22.590	215	21.273	177
4	0	2:11.590	1:07.632	77	33.835	138	30.123	120	14	0	1:28.639	44.740	129	22.682	215	21.217	177
5	0	2:09.599	1:04.597	77	34.430	135	30.572	131	15	0	1:28.559	<b>44.689</b>	<b>129</b>	22.633	214	21.237	177
6	0	2:05.715	58.216	84	41.407	69	26.092	175	16	0	1:28.663	44.770	129	<b>22.564</b>	<b>215</b>	21.329	176
7	0	1:29.876	45.476	<b>130</b>	22.838	216	21.562	<b>178</b>	17	0	1:28.670	44.750	129	22.639	214	21.281	177
8	0	1:29.210	45.114	129	22.656	216	21.440	177	18	0	1:28.975	44.944	129	22.718	213	21.313	176
9	0	1:28.740	44.776	129	22.642	216	21.322	177	19	0	1:29.358	45.238	129	22.700	213	21.420	176
10	0	1:28.915	44.944	129	22.655	215	21.316	176									

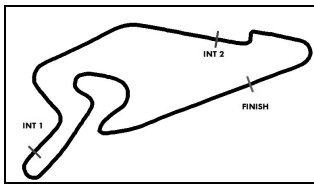
<b>5 Lobanenko, RUS(#1)</b>									<b>theoretical besttime: 1:47.313</b>								
1	0	1:38.061	51.247	<b>130</b>	<b>23.784</b>	<b>213</b>	23.030	172	3	0	1:34.818	46.643	121	24.281	194	23.894	164
2	0	<b>1:47.851</b>	<b>1:01.182</b>	122	24.322	213	<b>22.347</b>	<b>175</b>	4	0	2:05.060	59.641	61	34.893	130	30.526	53

<b>6 Smal, RUS(#1)</b>									<b>theoretical besttime: 1:29.489</b>								
1	0	1:38.150	50.864	<b>131</b>	23.787	<b>217</b>	23.499	174	11	0	1:29.916	45.679	128	22.827	213	21.410	175
2	0	1:34.706	48.664	127	23.925	209	22.117	173	12	0	1:29.885	45.543	129	22.821	213	21.521	175
3	0	1:37.617	45.865	129	26.411	157	25.341	115	13	0	1:29.769	45.535	128	22.824	212	21.410	175
4	0	2:12.916	1:07.406	71	34.613	129	30.897	105	14	0	1:29.833	<b>45.328</b>	<b>127</b>	22.846	212	21.659	174
5	0	2:08.075	1:03.136	60	35.551	121	29.388	128	15	0	<b>1:29.665</b>	45.462	129	<b>22.783</b>	<b>213</b>	21.420	175
6	0	2:04.705	58.388	79	40.191	68	26.126	175	16	0	1:29.881	45.598	129	22.848	211	21.435	175
7	0	1:30.554	46.033	129	22.871	214	21.650	174	17	0	1:29.785	45.440	130	22.967	211	<b>21.378</b>	<b>175</b>
8	0	1:30.449	46.040	127	22.861	214	21.548	<b>176</b>	18	0	1:29.804	45.498	129	22.849	211	21.457	174
9	0	1:31.178	46.302	126	23.228	214	21.648	176	19	0	1:30.019	45.563	128	22.866	211	21.590	174
10	0	1:30.207	45.786	128	22.816	213	21.605	175									

<b>7 Knopp, CZE(#1)</b>									<b>theoretical besttime: 1:28.734</b>								
1	0	1:38.374	50.925	126	24.383	213	23.066	176	11	0	1:29.025	44.921	130	22.712	215	21.392	176
2	0	1:32.874	47.728	129	23.089	210	22.057	174	12	0	1:28.928	44.944	130	22.684	213	<b>21.300</b>	<b>177</b>
3	0	1:38.141	45.912	131	26.063	165	26.166	97	13	0	1:31.057	45.960	131	23.051	215	22.046	177
4	0	2:11.682	1:07.896	59	34.224	130	29.562	116	14	0	1:29.180	45.055	130	<b>22.598</b>	<b>216</b>	21.527	173
5	0	2:09.721	1:04.471	58	34.880	132	30.370	128	15	0	1:29.100	45.021	130	22.648	215	21.431	177
6	0	2:04.832	57.846	75	40.998	64	25.988	177	16	0	1:29.032	45.004	131	22.661	216	21.367	177
7	0	1:30.458	45.714	127	22.905	214	21.839	176	17	0	<b>1:28.850</b>	<b>44.836</b>	<b>130</b>	22.645	215	21.369	176
8	0	1:29.316	45.008	130	22.739	213	21.569	176	18	0	1:29.189	44.996	130	22.712	214	21.481	176
9	0	1:29.384	45.200	130	22.734	215	21.450	177	19	0	1:29.265	44.927	128	22.728	214	21.610	177
10	0	1:29.884	45.633	128	22.657	216	21.594	176									

<b>15 Montoya, COL(#1)</b>									<b>theoretical besttime: 1:28.344</b>								
1	0	1:36.948	50.581	126	23.750	216	22.617	177	11	0	1:28.607	44.829	130	22.398	216	21.380	176
2	0	1:39.229	52.735	130	24.490	211	22.004	176	12	0	1:28.766	44.760	130	22.723	216	21.283	177
3	0	1:36.999	45.956	129	27.327	149	23.716	134	13	0	1:28.475	44.720	130	22.488	216	<b>21.267</b>	<b>175</b>
4	0	2:10.922	1:05.688	77	34.271	130	30.963	98	14	0	<b>1:28.469</b>	44.751	130	<b>22.396</b>	<b>217</b>	21.322	177
5	0	2:08.330	1:03.587	51	34.941	129	29.802	143	15	0	1:28.838	44.904	130	22.463	216	21.471	177
6	0	2:03.967	57.972	80	40.077	69	25.918	177	16	0	1:28.554	44.750	129	22.472	218	21.332	177
7	0	1:30.490	46.001	130	22.854	218	21.635	<b>179</b>	17	0	1:28.785	<b>44.681</b>	<b>129</b>	22.495	219	21.609	178
8	0	1:29.148	45.096	129	22.537	216	21.515	178	18	0	1:28.688	44.751	129	22.583	216	21.354	177
9	0	1:29.040	45.040	129	22.530	218	21.470	178	19	0	1:28.943	44.929	128	22.486	216	21.528	175
10	0	1:28.593	44.790	<b>130</b>	22.523	215	21.280	176									

<b>16 Beganovic, SWE(#1)</b>									<b>theoretical besttime: 1:29.936</b>								
1	0	1:32.669	47.620	128	23.252	210	<b>21.797</b>	175	5	0	2:09.812	1:05.058	81	34.093	140	30.661	142
2	0	<b>1:32.559</b>	46.818	127	23.139	210	22.602	175	6	0	2:06.520	58.741	97	41.867	70	25.912	177
3	0	1:39.183	45.429	<b>130</b>	25.614	143	28.140	145	7	0	1:35.674	<b>45.295</b>	<b>129</b>	<b>22.844</b>	<b>214</b>	27.535	55
4	0	2:11.098	1:07.430	86	33.410	134	30.258	130									



# ADAC Formel 4

## Sector List Race 1

Provisional



Nürburgring, Length: 3629m

Air temperature: 21.52°C

Track temperature: 22.8°C

Weather condition: Dry

**DMSB** Reg. Nr.: R-11746/20

Saturday, August 15, 2020 11:00:00

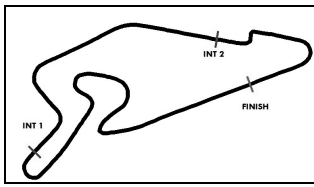
Lap	Id	Time	SE1	SP1	SE2	SP2	SE3	SP3	TSP	Lap	Id	Time	SE1	SP1	SE2	SP2	SE3	SP3	TSP
<b>17 Edgar, GBR(#1)</b>										<b>theoretical besttime: 1:27.973</b>									
1	0	1:34.165	49.240	129	23.299	216	21.626	178		11	0	1:28.294	44.560	131	22.464	218	21.270	178	
2	0	1:30.237	45.530	129	23.035	218	21.672	177		12	0	1:28.292	44.551	131	<b>22.408</b>	<b>218</b>	21.333	177	
3	0	1:38.434	44.909	131	25.388	152	28.137	123		13	0	1:28.249	44.645	131	22.451	218	21.153	179	
4	0	2:12.171	1:08.302	78	33.537	131	30.332	138		14	0	1:28.267	44.583	131	22.452	218	21.232	178	
5	0	2:09.934	1:05.093	81	33.967	139	30.874	143		15	0	1:28.255	44.558	132	22.505	218	21.192	178	
6	0	2:06.425	58.512	100	42.092	69	25.821	178		16	0	1:28.156	44.613	131	22.459	218	<b>21.084</b>	<b>179</b>	
7	0	1:29.280	45.154	130	22.664	217	21.462	178		17	0	<b>1:28.063</b>	<b>44.481</b>	<b>131</b>	22.466	218	21.116	178	
8	0	1:28.467	44.701	131	22.421	218	21.345	178		18	0	1:28.413	44.626	131	22.506	217	21.281	174	
9	0	1:28.423	44.695	130	22.484	218	21.244	178		19	0	1:28.546	44.621	131	22.522	217	21.403	176	
10	0	1:28.318	44.561	131	22.428	<b>219</b>	21.329	178											

<b>29 Dürksen, DEU(#1)</b>										<b>theoretical besttime: 1:28.463</b>									
1	0	1:33.770	48.609	128	23.651	213	21.510	177		11	0	1:28.712	45.006	130	<b>22.523</b>	<b>216</b>	21.183	177	
2	0	1:31.733	46.221	<b>130</b>	23.362	<b>217</b>	22.150	163		12	0	1:28.749	<b>44.826</b>	<b>129</b>	22.625	216	21.298	177	
3	0	1:40.902	46.426	126	25.383	143	29.093	56		13	0	1:28.959	45.068	130	22.607	213	21.284	176	
4	0	2:18.643	1:28.307	128	22.952	213	27.384	90		14	0	1:28.721	44.996	129	22.611	214	<b>21.114</b>	<b>176</b>	
5	0	2:09.226	1:03.921	48	35.097	139	30.208	128		15	0	<b>1:28.680</b>	44.870	129	22.609	215	21.201	177	
6	0	2:02.457	57.329	69	39.433	70	25.695	177		16	0	1:28.765	44.995	129	22.615	215	21.155	177	
7	0	1:30.727	46.340	129	22.877	215	21.510	<b>179</b>		17	0	1:28.787	44.893	128	22.689	214	21.205	177	
8	0	1:30.019	45.694	130	22.840	216	21.485	179		18	0	1:28.770	44.859	129	22.694	213	21.217	177	
9	0	1:29.433	45.409	129	22.610	215	21.414	177		19	0	1:29.002	45.077	129	22.657	213	21.268	177	
10	0	1:28.860	45.073	127	22.607	216	21.180	177											

<b>46 Mini, ITA(#1)</b>										<b>theoretical besttime: 1:27.962</b>									
1	0	1:31.271	46.733	129	22.986	210	21.552	176		11	0	1:28.189	<b>44.504</b>	<b>130</b>	22.501	213	21.184	177	
2	0	1:30.253	45.756	130	22.909	210	21.588	176		12	0	1:28.319	44.602	131	22.538	213	21.179	177	
3	0	1:40.332	45.170	129	25.524	132	29.638	135		13	0	1:28.269	44.589	130	22.541	213	21.139	177	
4	0	2:12.067	1:08.623	84	33.470	137	29.974	154		14	0	1:28.286	44.628	129	22.480	213	21.178	177	
5	0	2:10.255	1:05.672	84	33.945	137	30.638	147		15	0	1:28.258	44.596	131	22.573	213	21.089	176	
6	0	2:06.704	58.719	109	42.339	70	25.646	177		16	0	<b>1:28.076</b>	44.543	131	22.508	213	<b>21.025</b>	<b>177</b>	
7	0	1:29.226	45.157	132	22.693	212	21.376	177		17	0	1:28.125	44.560	129	<b>22.433</b>	<b>213</b>	21.132	177	
8	0	1:28.429	44.651	131	22.517	213	21.261	177		18	0	1:28.293	44.617	131	22.506	213	21.170	177	
9	0	1:28.403	44.690	130	22.507	213	21.206	<b>178</b>		19	0	1:28.651	44.667	130	22.635	213	21.349	177	
10	0	1:28.414	44.668	<b>132</b>	22.571	<b>213</b>	21.175	177											

<b>51 Pizzi, ITA(#1)</b>										<b>theoretical besttime: 1:28.128</b>									
1	0	1:37.240	50.632	127	23.929	216	22.679	177		11	0	1:28.698	45.118	131	22.501	216	21.079	178	
2	0	1:29.933	45.386	129	22.831	216	21.716	176		12	0	<b>1:28.183</b>	<b>44.683</b>	<b>130</b>	22.427	218	<b>21.073</b>	<b>177</b>	
3	0	1:41.289	46.521	126	27.643	134	27.125	106		13	0	1:28.537	44.834	130	22.513	218	21.190	177	
4	0	2:11.969	1:07.821	65	34.181	126	29.967	120		14	0	1:28.565	44.800	130	22.528	218	21.237	177	
5	0	2:09.725	1:04.232	63	34.697	134	30.796	128		15	0	1:28.445	44.823	129	<b>22.372</b>	<b>219</b>	21.250	178	
6	0	2:04.888	57.711	76	41.265	65	25.912	178		16	0	1:28.554	44.836	131	22.488	219	21.230	178	
7	0	1:29.609	45.345	128	22.708	219	21.556	178		17	0	1:28.750	44.831	130	22.514	218	21.405	177	
8	0	1:29.158	45.100	128	22.540	<b>221</b>	21.518	<b>179</b>		18	0	1:28.834	44.852	130	22.578	219	21.404	178	
9	0	1:28.722	44.993	130	22.493	219	21.236	178		19	0	1:29.468	45.266	129	22.627	219	21.575	176	
10	0	1:28.681	44.885	130	22.505	219	21.291	178											

<b>52 Crawford, USA(#1)</b>										<b>theoretical besttime: 1:28.489</b>									
1	0	1:53.890	48.258	121	27.419	192	38.213	53		11	0	1:28.773	44.906	130	22.527	218	21.340	176	
2	0	2:16.062	1:29.354	129	23.190	212	23.518	138		12	0	1:28.612	44.824	130	<b>22.453</b>	<b>217</b>	21.335	177	
3	0	1:39.845	53.934	126	23.441	205	22.470	170		13	0	1:29.585	45.047	128	23.012	219	21.526	177	
4	0	1:33.211	48.068	130	22.991	208	22.152	166		14	0	1:28.644	44.762	129	22.476	216	21.406	176	
5	0	1:53.009	48.555	93	33.832	128	30.622	109		15	0	<b>1:28.547</b>	44.736	130	22.501	216	<b>21.310</b>	<b>177</b>	
6	0	2:01.116	55.978	79	39.753	72	25.385	177		16	0	1:28.670	44.810	128	22.542	217	21.318	177	
7	0	1:30.639	45.951	127	22.944	218	21.744	<b>178</b>		17	0	1:28.670	44.776	130	22.520	217	21.374	177	
8	0	1:30.135	45.533	129	22.879	218	21.723	177		18	0	1:28.575	<b>44.726</b>	<b>130</b>	22.509	217	21.340	177	
9	0	1:29.455	45.411	129	22.610	218	21.434	178		19	0	1:28.900	44.935	130	22.635	217	21.330	177	
10	0	1:28.923	44.969	128	22.615	217	21.339	177											



# ADAC Formel 4

## Sector List Race 1

Provisional



Nürburgring, Length: 3629m

Air temperature: 21.52°C

Track temperature: 22.8°C

Weather condition: Dry

**DMSB** Reg. Nr.: R-11746/20

Saturday, August 15, 2020 11:00:00

Lap	Id	Time	SE1	SP1	SE2	SP2	SE3	SP3	TSP	Lap	Id	Time	SE1	SP1	SE2	SP2	SE3	SP3	TSP
<b>58</b>	Seppänen, FIN(#1)									<b>theoretical besttime: 1:28.243</b>									
1	0	1:33.048	48.030	128	23.087	214	21.931	177		11	0	1:28.490	44.805	130	22.567	215	21.118	178	
2	0	1:32.502	46.633	125	23.613	212	22.256	176		12	0	<b>1:28.383</b>	44.708	131	22.482	216	21.193	177	
3	0	1:39.540	45.680	130	25.668	142	28.192	127		13	0	1:28.589	44.875	129	22.610	214	<b>21.104</b>	<b>177</b>	
4	0	2:11.002	1:07.397	86	33.330	131	30.275	127		14	0	1:28.600	44.788	130	22.485	216	21.327	176	
5	0	2:09.902	1:05.136	80	34.443	138	30.323	141		15	0	1:28.447	44.664	130	22.529	216	21.254	177	
6	0	2:06.478	58.626	93	41.810	70	26.042	177		16	0	1:28.647	44.761	128	22.580	216	21.306	176	
7	0	1:30.262	45.970	128	22.773	215	21.519	177		17	0	1:28.483	44.718	130	<b>22.476</b>	<b>216</b>	21.289	177	
8	0	1:29.137	45.084	130	22.633	214	21.420	177		18	0	1:28.663	44.734	130	22.485	216	21.444	177	
9	0	1:28.754	44.938	131	22.552	215	21.264	177		19	0	1:29.199	45.151	130	22.493	215	21.555	176	
10	0	1:28.501	<b>44.663</b>	<b>131</b>	22.583	215	21.255	177											

Lap	Id	Time	SE1	SP1	SE2	SP2	SE3	SP3	TSP	Lap	Id	Time	SE1	SP1	SE2	SP2	SE3	SP3	TSP
<b>77</b>	Tramnitz, DEU(#1)									<b>theoretical besttime: 1:28.356</b>									
1	0	1:36.327	50.368	129	23.752	213	22.207	177		11	0	1:28.956	45.105	130	22.563	217	21.288	178	
2	0	1:30.587	45.589	129	23.008	214	21.990	177		12	0	1:29.003	44.991	130	22.709	214	21.303	177	
3	0	1:41.177	46.373	129	27.623	138	27.181	108		13	0	1:28.619	44.855	131	22.532	216	21.232	178	
4	0	2:11.724	1:07.462	71	34.242	129	30.020	114		14	0	<b>1:28.570</b>	44.801	130	22.486	216	21.283	178	
5	0	2:09.746	1:04.299	61	34.664	142	30.783	129		15	0	1:28.799	45.006	130	<b>22.445</b>	<b>217</b>	21.348	178	
6	0	2:05.054	57.748	78	41.365	63	25.941	176		16	0	1:28.764	44.936	131	22.631	216	<b>21.197</b>	<b>178</b>	
7	0	1:29.478	45.317	130	22.735	216	21.426	<b>178</b>		17	0	1:28.803	44.802	129	22.606	216	21.395	176	
8	0	1:29.450	45.270	129	22.683	215	21.497	177		18	0	1:28.581	<b>44.714</b>	<b>130</b>	22.541	216	21.326	177	
9	0	1:29.874	45.890	130	22.629	216	21.355	177		19	0	1:29.055	44.855	130	22.576	216	21.624	175	
10	0	1:28.774	44.927	130	22.479	216	21.368	177											

Lap	Id	Time	SE1	SP1	SE2	SP2	SE3	SP3	TSP	Lap	Id	Time	SE1	SP1	SE2	SP2	SE3	SP3	TSP
<b>87</b>	Bearman, GBR(#1)									<b>theoretical besttime: 1:28.308</b>									
1	0	1:35.528	49.985	<b>132</b>	23.137	<b>215</b>	22.406	174		11	0	1:28.596	44.756	130	22.645	213	21.195	177	
2	0	1:30.700	45.475	121	23.290	213	21.935	176		12	0	1:28.553	44.714	131	22.659	212	21.180	176	
3	0	1:39.483	45.900	126	25.871	150	27.712	118		13	0	<b>1:28.518</b>	44.810	131	<b>22.510</b>	<b>213</b>	21.198	175	
4	0	2:11.509	1:07.562	77	33.429	152	30.518	130		14	0	1:28.644	44.854	129	22.644	212	21.146	176	
5	0	2:09.596	1:04.718	78	34.340	133	30.538	133		15	0	1:28.530	44.741	129	22.599	213	21.190	176	
6	0	2:05.964	58.368	86	41.653	69	25.943	<b>177</b>		16	0	1:28.521	44.768	129	22.587	212	21.166	176	
7	0	1:29.276	45.102	131	22.724	215	21.450	176		17	0	1:28.558	44.874	130	22.596	212	<b>21.088</b>	<b>176</b>	
8	0	1:28.875	44.896	131	22.681	213	21.298	177		18	0	1:28.824	<b>44.710</b>	<b>130</b>	22.753	211	21.361	175	
9	0	1:28.847	44.944	131	22.569	214	21.334	176		19	0		44.990	130	22.586	211			
10	0	1:28.565	44.737	132	22.588	213	21.240	177											

Lap	Id	Time	SE1	SP1	SE2	SP2	SE3	SP3	TSP	Lap	Id	Time	SE1	SP1	SE2	SP2	SE3	SP3	TSP
<b>95</b>	Lomko, RUS(#1)									<b>theoretical besttime: 1:28.431</b>									
1	0	1:35.215	49.814	130	23.246	213	22.155	175		11	0	1:29.648	45.770	130	22.551	217	21.327	177	
2	0	1:31.130	45.543	130	22.923	216	22.664	177		12	0	<b>1:28.584</b>	44.801	130	22.500	215	21.283	177	
3	0	1:41.273	46.668	131	27.216	138	27.389	111		13	0	1:28.825	44.936	131	22.561	213	21.328	177	
4	0	2:11.615	1:07.244	74	34.167	133	30.204	117		14	0	1:28.773	44.785	130	22.608	214	21.380	177	
5	0	2:09.395	1:04.284	68	34.685	133	30.426	134		15	0	1:28.877	44.937	130	22.620	213	21.320	177	
6	0	2:05.449	57.914	83	41.382	67	26.153	176		16	0	1:28.604	44.835	132	22.566	214	<b>21.203</b>	<b>177</b>	
7	0	1:29.726	45.495	130	22.699	215	21.532	177		17	0	1:28.670	<b>44.761</b>	<b>131</b>	22.554	213	21.355	177	
8	0	1:29.236	45.157	129	22.643	215	21.436	<b>178</b>		18	0	1:28.811	44.920	131	22.596	213	21.295	176	
9	0	1:28.949	45.007	129	22.593	216	21.349	177		19	0	1:29.112	44.804	130	22.581	214	21.727	174	
10	0	1:29.058	45.028	130	<b>22.467</b>	215	21.563	170											