

Provisional

Result List

Stewards / Race Management

STEWARD	Harry Stüber
STEWARD	Claus Uebach
STEWARD	Manfred Schulte
RACE DIRECTOR	Christian Vormann
CLERK OF THE COURSE	Michael Bork
TECHNICAL DELEGATE	Tim Zessack
CHIEF TIMEKEEPER	Steffen Ruhl

Weather Start/Finish

AIR	20.4°C
TRACK	19.5°C
CONDITIONS	Dry
PRESSURE	945 hPa
AIR	20.8°C
TRACK	20.0°C
CONDITIONS	Dry
PRESSURE	945 hPa

Track Information

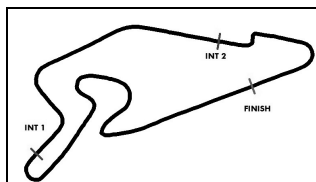
GREEN FLAG	10:10:00
CHEQUERED FLAG	10:30:01
SAFETY CAR PHASE	0
FULL COURSE YELLOW PHASE	0
TRACK NAME	Nürburgring
TRACK LENGTH	3629m
TURN COUNT	11
FASTEST LAP:	#2. SCH - 1:34.069

STARTED: 20 CLASSIFIED: 20 NOT CLASSIFIED: 0 DISQUALIFIED: 0

Drivers	Team	Car	Lap	Best Time	Gap	Diff	Kph	Day Time
1 2 M.Schrey(DEU)/G.Piana(ITA)	HofoRacingbyBonkMotorsport(CHE)	BMW M4 GT4	4	1:34.069			138.8	10:23:44
2 48 J.Apotheloz(CHE)(J)/L.Trefz(DEU)(J)	MANNFILTER-TeamHTP-WINWARD(I)	Mercedes-AMG GT4	5	1:34.244	0.175	0.175	138.6	10:22:37
3 69 P.Dörr(DEU)(J)/F.Martin-Dye(GBR)	Dörr Motorsport(DEU)	McLaren 570s GT4	6	1:34.254	0.185	0.010	138.6	10:21:15
4 26 T.Kieffer(LUX)(T)/C.Kosch(LUX)(T)	Team Allied-Racing(DEU)	PorscheCayman718GT4M	5	1:34.279	0.210	0.025	138.5	10:19:50
5 59 P.Stalidzane(DEU)(J)/A.Sizov(RUS)(J)	Dörr Motorsport(DEU)	McLaren 570s GT4	6	1:34.423	0.354	0.144	138.3	10:20:47
6 22 J.Kasperlik(DEU)(T)/N.Möller-Madsen(DNK)	Team Allied-Racing(DEU)	PorscheCayman718GT4M	4	1:34.643	0.574	0.220	138.0	10:26:44
7 21 J.Sturm(DEU)(J)/D.Fetzer(DEU)(J)	Team Allied-Racing(DEU)	PorscheCayman718GT4M	4	1:34.794	0.725	0.151	137.8	10:21:35
8 3 C.Hürtgen(DEU)/S.von Gartzten(DEU)	HofoRacingbyBonkMotorsport(CHE)	BMW M4 GT4	5	1:34.892	0.823	0.098	137.6	10:22:43
9 4 J.Marschalkowski(DEU)(J)/H.Still(DEU)	Team AVIA Sorg Rennsport(DEU)	BMW M4 GT4	7	1:35.017	0.948	0.125	137.4	10:24:10
10 24 R.Kofler(AUT)/F.Janits(AUT)	True Racing(AUT)	KTM X-BOW GT4 EVO	6	1:35.068	0.999	0.051	137.4	10:21:43
11 71 H.Sasse(DEU)(J)/D.Schaak(DEU)	T3-HRT-Motorsport(DEU)	Audi R8 LMS GT4	6	1:35.098	1.029	0.030	137.3	10:20:41
12 27 S.Grotstollen(DEU)(T)/G.Braun(DEU)(T)	team lillestoff(DEU)	BMW M4 GT4	6	1:35.194	1.125	0.096	137.2	10:21:58
13 19 A.Tauscher(DEU)(J)/K.Berwanger(DEU)	KÜS TEAM75 Bernhard(DEU)	PorscheCayman718GT4M	6	1:35.221	1.152	0.027	137.2	10:20:17
14 9 T.Neumann(BUL)(T)/J.Böiting(DEU)(T)	DLV-Team Schuetz Motorsport(DEU)	PorscheCayman718GT4M	12	1:35.277	1.208	0.056	137.1	10:30:51
15 10 C.Dupre(DEU)/J.Erlbacher(AUT)(J)	Dupre Motorsport Engineering(DEU)	Mercedes-AMG GT4	4	1:35.305	1.236	0.028	137.0	10:18:07
16 14 J.Kreutzpointner(DEU)/A.Kreutzpointner(DEU)	MRS GT-Racing(DEU)	BMW M4 GT4	6	1:35.809	1.740	0.504	136.3	10:24:55
17 89 J.Krabec(DEU)(T)/L.Marionec(DEU)	RTR projects(CZE)	KTM X-Bow GT4	6	1:35.842	1.773	0.033	136.3	10:20:40
18 8 M.Suabo(DEU)(T)/M.Dienst(DEU)	DLV-Team Schuetz Motorsport(DEU)	Mercedes-AMG GT4	12	1:36.259	2.190	0.417	135.7	10:31:34
19 23 R.Falkenbach(DEU)(J)/C.Piro(DEU)	Team piro sports Caffè d Italia(DEU)	Ginetta G55 GT4	3	1:36.732	2.663	0.473	135.0	10:17:56
20 5 C.Stingu(ROM)/D.Solombrino(DEU)	Hella Pagid - racing one(DEU)	Audi R8 LMS GT4	10	1:37.001	2.932	0.269	134.6	10:27:38

Subject to final scrutineering!

Publication time:	Clerk of the Course: Michael Bork	Timekeeper: Steffen Ruhl
-------------------	-----------------------------------	--------------------------



ADAC GT4 Germany

Sector List Qualifying 1

Provisional



Nürburgring, Length: 3629m

Air temperature: 20.82°C

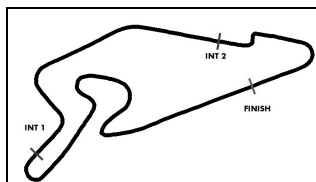
Track temperature: 20°C

Weather condition: Dry

DMSB Reg. Nr.: R-11746/20

Saturday, August 15, 2020 10:10:00

Lap Id	Time	SE1	SP1	SE2	SP2	SE3	SP3	TSP	Lap Id	Time	SE1	SP1	SE2	SP2	SE3	SP3	TSP
2 Schrey, DEU(#1) / Piana, ITA(#2)									theoretical besttime: 1:34.069								
1	1	8:56.132	8:04.883	113	26.235	213	25.014	170	4	1	1:34.069	47.584	123	23.816	222	22.669	174
2	1	1:39.385	50.204	117	24.933	218	24.248	173	5	1	1:34.385	47.671	122	23.826	222	22.888	174
3	1	1:34.458	47.661	122	23.837	221	22.960	174	6	1	2:04.096	57.997	73	30.350	167	35.749	57
3 Hürtgen, DEU(#1) / von Gartzen, DEU(#2)									theoretical besttime: 1:34.835								
1	1	6:17.769	5:25.355	105	26.110	215	26.304	169	6	1	1:35.001	48.165	120	23.835	225	23.001	175
2	1	1:39.506	49.478	119	24.179	221	25.849	172	7	1	1:35.365	48.215	121	23.857	225	23.293	175
3	1	1:35.533	48.487	120	23.953	221	23.093	176	8	1	1:35.511	48.319	120	24.094	224	23.098	175
4	1	1:34.978	48.189	121	23.863	225	22.926	175	9	1	1:45.846	48.248	122	23.998	219	33.600	49
5	1	1:34.892	48.074	121	23.873	224	22.945	174									
4 Marschalkowski, DEU(#1) / Still, DEU(#2)									theoretical besttime: 1:35.017								
1	1	3:50.114	2:34.910	84	42.586	97	32.618	126	6	1	1:35.464	48.496	121	24.008	222	22.960	172
2	1	2:05.423	1:03.434	100	33.218	142	28.771	163	7	1	1:35.017	48.200	121	23.960	221	22.857	172
3	1	1:50.852	57.389	111	27.593	155	25.870	172	8	1	1:39.275	48.303	121	23.984	221	26.988	61
4	1	1:37.976	49.423	112	24.808	219	23.745	172	9								
5	1	1:35.339	48.318	119	23.990	220	23.031	171									
5 Stingu, ROM(#1) / Solombrino, DEU(#2)									theoretical besttime: 1:36.894								
1	1	2:11.614	1:11.764	105	30.374	171	29.476	163	7	1	1:37.870	49.494	120	24.561	220	23.815	172
2	1	1:53.111	58.857	108	27.645	207	26.609	168	8	1	1:37.473	49.365	116	24.754	219	23.354	172
3	1	1:40.564	51.076	121	25.260	216	24.228	171	9	1	1:38.468	49.097	117	24.928	217	24.443	172
4	1	2:03.117	1:12.860	115	25.765	216	24.492	171	10	1	1:37.001	49.101	118	24.664	218	23.236	171
5	1	1:40.519	50.793	118	25.035	217	24.691	171	11	1	1:55.744	57.657	113	26.634	211	31.453	54
6	1	1:38.036	49.397	120	24.654	219	23.985	171	12								
8 Suabo, DEU(#1) / Dienst, DEU(#2)									theoretical besttime: 1:35.787								
1	1	2:22.357	1:15.644	107	30.645	149	36.068	58	7	1	1:36.624	48.393	122	24.211	216	24.020	169
2	1	2:59.950	2:07.189	113	26.069	200	26.692	166	8	1	1:40.460	50.568	120	24.858	215	25.034	170
3	1	1:38.022	49.586	121	24.937	216	23.499	169	9	1	1:37.407	48.878	119	24.332	217	24.197	171
4	1	1:36.790	48.856	118	24.376	217	23.558	170	10	1	1:36.858	49.178	121	24.366	218	23.314	169
5	1	1:36.359	48.539	122	24.359	217	23.461	169	11	1	1:36.450	48.674	123	24.080	219	23.696	170
6	1	1:36.400	48.523	123	24.193	217	23.684	169	12	1	1:36.259	48.594	122	24.286	217	23.379	170
9 Neumann, BUL(#1) / Bölting, DEU(#2)									theoretical besttime: 1:35.108								
1	1	2:07.318	1:14.828	108	27.287	195	25.203	169	7	1	1:35.549	48.588	121	23.897	225	23.064	171
2	1	1:37.979	49.600	120	24.497	221	23.882	174	8	1	1:35.830	48.188	121	24.006	224	23.636	172
3	1	1:37.096	48.905	121	24.235	222	23.956	170	9	1	1:40.397	48.287	122	23.959	225	28.151	173
4	1	1:35.883	48.356	120	24.311	223	23.216	171	10	1	1:35.462	48.455	121	23.856	225	23.151	172
5	1	1:42.136	49.671	118	24.249	223	28.216	58	11	1	1:35.484	48.230	121	24.012	224	23.242	172
6	1	2:32.563	1:43.926	118	25.076	219	23.561	173	12	1	1:35.277	48.230	121	23.937	224	23.110	171
10 Dupre, DEU(#1) / Erlbacher, AUT(#2)									theoretical besttime: 1:35.172								
1	1	3:11.140	2:13.424	104	32.916	187	24.800	168	6	1	5:48.375	4:59.434	114	25.257	217	23.684	171
2	1	1:44.467	50.654	119	28.365	144	25.448	169	7	1	1:35.740	48.580	119	23.991	218	23.169	170
3	1	1:36.103	49.001	121	24.192	217	22.910	171	8	1	1:38.555	49.086	114	25.577	209	23.892	170
4	1	1:35.305	48.271	119	24.063	217	22.971	171	9	1	1:44.890	48.904	117	25.344	207	30.642	50
5	1	1:44.044	50.395	116	25.177	216	28.472	57									
14 Kreuzpointner, DEU(#1) / Kreuzpointner, DEU(#2)									theoretical besttime: 1:35.809								
1	1	3:03.955	1:45.547	77	37.482	130	40.926	53	5	1	1:36.403	48.716	122	24.149	220	23.538	171
2	1	5:24.117	4:24.564	84	30.447	169	29.106	168	6	1	1:35.809	48.438	121	23.994	221	23.377	172
3	1	1:37.876	49.548	115	24.599	218	23.729	170	7	1	2:12.005	1:14.821	114	25.725	218	31.459	51
4	1	1:37.038	48.771	122	24.280	219	23.987	170									



ADAC GT4 Germany

Sector List Qualifying 1

Provisional



Nürburgring, Length: 3629m

Air temperature: 20.82°C

Track temperature: 20°C

Weather condition: Dry

DMSB Reg. Nr.: R-11746/20

Saturday, August 15, 2020 10:10:00

Lap Id	Time	SE1	SP1	SE2	SP2	SE3	SP3	TSP	Lap Id	Time	SE1	SP1	SE2	SP2	SE3	SP3	TSP
19 Tauscher, DEU(#1) / Berwanger, DEU(#2)									theoretical besttime: 1:35.072								
1	1	2:01.210	1:07.334	115	27.797	182	26.079	161	7	1	1:35.938	48.626	118	24.271	224	23.041	173
2	1	1:40.935	51.914	119	24.741	219	24.280	170	8	1	1:35.689	48.273	119	24.099	223	23.317	172
3	1	1:37.730	49.498	118	24.272	224	23.960	171	9	1	1:37.014	48.952	121	24.181	223	23.881	172
4	1	1:46.016	48.687	114	33.663	219	23.666	171	10	1	1:35.667	48.184	120	24.020	224	23.463	173
5	1	1:36.091	48.875	118	24.124	223	23.092	172	11	1	1:41.759	48.700	120	24.576	222	28.483	54
6	1	1:35.221	48.320	120	23.847	224	23.054	172									

21 Sturm, DEU(#1) / Fetzer, DEU(#2)									theoretical besttime: 1:34.794								
1	2	6:23.713	5:25.820	109	29.512	158	28.381	137	5	2	1:39.638	48.776	122	27.411	202	23.451	172
2	2	1:56.505	1:00.716	120	30.510	173	25.279	172	6	2	1:35.778	48.507	121	24.153	222	23.118	173
3	2	1:40.185	51.401	111	24.811	205	23.973	173	7	2	1:50.249	49.013	114	26.310	192	34.926	50
4	2	1:34.794	47.991	122	23.864	223	22.939	171									

22 Kasperlik, DEU(#1) / Möller-Madsen, DNK(#2)									theoretical besttime: 1:34.475								
1	0	11:26.299	10:26.093	89	32.771	162	27.435	149	5	0	1:35.138	48.313	120	23.680	225	23.145	171
2	0	1:55.490	55.551	97	32.507	152	27.432	137	6	0	1:34.742	47.805	119	23.886	222	23.051	170
3	0	1:47.649	58.248	114	26.031	210	23.370	170	7	0	1:36.082	47.908	120	23.840	222	24.334	171
4	0	1:34.643	47.973	121	23.646	225	23.024	170									

23 Falkenbach, DEU(#1) / Piro, DEU(#2)									theoretical besttime: 1:36.200								
1	1	4:40.784	3:49.081	118	27.144	179	24.559	167	5	1	2:34.467	1:47.061	120	24.162	210	23.244	168
2	1	1:38.051	50.011	118	24.536	210	23.504	168	6	1	1:36.753	49.057	120	24.398	210	23.298	168
3	1	1:36.732	48.794	120	24.353	210	23.585	169	7	1	1:38.541	49.367	120	25.703	209	23.471	168
4	1	1:44.554	49.215	119	26.117	193	29.222	57	8	1	1:46.597	48.952	120	25.172	210	32.473	53

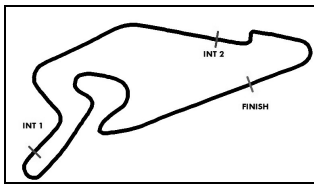
24 Kofler, AUT(#1) / Janits, AUT(#2)									theoretical besttime: 1:34.880								
1	1	3:29.632	2:38.494	117	27.211	189	23.927	169	7	1	1:52.210	56.879	114	29.495	189	25.836	170
2	1	1:46.676	52.466	113	29.364	177	24.846	169	8	1	1:35.148	48.141	117	23.964	216	23.043	169
3	1	1:38.774	51.050	119	24.551	213	23.173	170	9	1	1:44.064	49.919	101	28.105	198	26.040	169
4	1	1:38.013	48.152	119	25.152	213	24.709	169	10	1	1:35.098	48.000	119	24.079	214	23.019	169
5	1	1:35.158	47.897	119	24.001	215	23.260	170	11	1	1:41.195	48.248	119	24.202	214	28.745	46
6	1	1:35.068	47.897	119	24.066	214	23.105	168									

26 Kieffer, LUX(#1) / Kosch, LUX(#2)									theoretical besttime: 1:34.069								
1	1	3:17.596	2:09.619	102	36.259	129	31.718	124	4	1	1:34.730	48.127	121	23.983	221	22.620	171
2	1	1:46.616	56.802	119	26.295	215	23.519	173	5	1	1:34.279	47.643	121	23.806	223	22.830	172
3	1	1:36.458	48.913	120	23.917	220	23.628	172	6	1	1:43.106	49.855	118	24.526	222	28.725	58

27 Grotstollen, DEU(#1) / Braun, DEU(#2)									theoretical besttime: 1:34.964								
1	1	3:39.170	2:30.578	82	39.066	119	29.526	123	6	1	1:35.194	48.166	124	23.811	222	23.217	171
2	1	1:56.027	58.297	114	32.919	138	24.811	173	7	1	1:42.894	49.342	119	26.154	172	27.398	171
3	1	1:36.248	48.728	122	24.252	218	23.268	171	8	1	1:55.365	1:05.016	114	26.054	179	24.295	171
4	1	1:36.051	48.734	123	23.813	221	23.504	171	9	1	1:48.931	49.755	114	24.634	215	34.542	59
5	1	1:35.412	48.515	122	23.910	219	22.987	172	10								

48 Apotheloz, CHE(#1) / Trefz, DEU(#2)									theoretical besttime: 1:34.205								
1	1	6:15.391	5:23.032	115	26.183	212	26.176	170	6	1	1:38.091	47.697	124	25.314	185	25.080	172
2	1	1:37.834	49.713	122	24.332	219	23.789	171	7	1	1:34.467	47.644	121	24.000	220	22.823	171
3	1	1:35.100	47.807	123	23.970	221	23.323	170	8	1	1:35.422	47.730	123	23.888	219	23.804	171
4	1	1:34.673	47.880	123	23.995	220	22.798	171	9	1	1:55.538	47.896	122	33.483	128	34.159	53
5	1	1:34.244	47.570	124	23.927	220	22.747	171									

59 Stalidzane, DEU(#1) / Sizov, RUS(#2)									theoretical besttime: 1:34.423								
1	1	2:18.904	1:19.511	116	31.540	120	27.853	133	7	1	1:49.373	49.299	110	27.499	165	32.575	54
2	1	1:57.812	58.390	118	31.208	143	28.214	156	8	1	3:41.543	2:43.944	113	26.979	227	30.620	173
3	1	1:45.962	51.463	118	29.725	124	24.774	175	9	1	1:34.954	47.918	120	23.927	228	23.109	175
4	1	1:35.206	48.091	120	23.805	227	23.310	175	10	1	1:52.012	48.070	119	24.124	209	39.818	45



ADAC GT4 Germany

Sector List Qualifying 1

Provisional



Nürburgring, Length: 3629m

Air temperature: 20.82°C

Track temperature: 20°C

Weather condition: Dry

DMSB Reg. Nr.: R-11746/20

Saturday, August 15, 2020 10:10:00

Lap	Id	Time	SE1	SP1	SE2	SP2	SE3	SP3	TSP	Lap	Id	Time	SE1	SP1	SE2	SP2	SE3	SP3	TSP
5	1	1:34.612	47.761	120	23.813	229	23.038	177		11									
6	1	1:34.423	47.635	124	23.751	228	23.037	176											

69 Dörr, DEU(#1) / Martin-Dye, GBR(#2)

theoretical besttime: 1:34.190

1	1	2:45.450	1:38.077	88	36.410	139	30.963	152		7	1	1:34.513	47.775	121	23.654	228	23.084	174
2	1	2:00.161	1:00.753	104	31.059	157	28.349	170		8	1	1:45.201	51.321	99	28.778	164	25.102	175
3	1	1:40.163	52.121	108	24.739	227	23.303	175		9	1	1:39.151	47.867	119	23.941	225	27.343	175
4	1	1:34.522	47.733	118	23.686	227	23.103	175		10	1	1:34.387	47.711	123	23.730	227	22.946	174
5	1	1:40.418	48.117	118	25.043	168	27.258	175		11	1	2:14.045	57.024	97	39.090	110	37.931	53
6	1	1:34.254	47.720	121	23.709	228	22.825	175										

71 Sasse, DEU(#1) / Schaak, DEU(#2)

theoretical besttime: 1:34.888

1	1	2:36.684	1:42.839	109	28.109	199	25.736	167		7	1	1:35.850	48.390	121	24.210	219	23.250	172
2	1	1:39.088	49.862	118	24.955	217	24.271	170		8	1	1:35.463	48.323	121	23.860	221	23.280	172
3	1	1:37.757	48.932	120	24.595	218	24.230	171		9	1	1:36.633	48.210	121	25.091	217	23.332	172
4	1	1:36.294	48.774	122	24.280	218	23.240	171		10	1	1:35.814	48.220	122	24.214	219	23.380	171
5	1	1:35.724	48.550	121	24.152	219	23.022	173		11	1	1:37.817	49.308	119	25.407	215	23.102	172
6	1	1:35.098	48.016	122	23.954	220	23.128	172		12	1	1:35.230	48.006	120	24.079	219	23.145	173

89 Krabec, DEU(#1) / Marioneck, DEU(#2)

theoretical besttime: 1:35.160

1	1	2:13.457	1:16.217	113	30.701	133	26.539	164		7	1	1:48.781	52.162	109	27.251	170	29.368	53
2	1	1:53.328	57.674	109	28.539	199	27.115	167		8	1	2:31.914	1:40.155	120	27.385	207	24.374	168
3	1	1:44.928	49.472	118	29.486	120	25.970	166		9	1	1:37.825	50.255	120	24.469	211	23.101	167
4	1	1:36.501	48.716	120	24.356	210	23.429	167		10	1	1:36.395	48.019	121	24.040	210	24.336	166
5	1	1:35.923	48.491	120	24.175	210	23.257	167		11	1	1:45.255	48.128	121	30.653	164	26.474	167
6	1	1:35.842	48.339	118	24.204	210	23.299	166		12	1	2:13.889	1:01.388	94	33.601	129	38.900	38