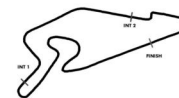


Qualifying 2 Nürburgring



DMSB

Reg. Nr.: R-11746/20

Provisional

Result List

Stewards / Race Management

STEWARD	Harry Stüber
STEWARD	Claus Uebach
STEWARD	Manfred Schulte
RACE DIRECTOR	Christian Vormann
CLERK OF THE COURSE	Michael Bork
TECHNICAL DELEGATE	Adrian Sengpiel
CHIEF TIMEKEEPER	Steffen Ruhl

Weather Start/Finish

AIR	24.4°C
TRACK	25.3°C
CONDITIONS	Dry
PRESSURE	945 hPa
AIR	24.4°C
TRACK	24.7°C
CONDITIONS	Dry
PRESSURE	945 hPa

Track Information

GREEN FLAG	18:20:00
CHEQUERED FLAG	18:30:00
SAFETY CAR PHASE	0
FULL COURSE YELLOW PHASE	0
TRACK NAME	Nürburgring
TRACK LENGTH	3629m
TURN COUNT	11
FASTEST LAP:	#105. MIC - 1:33.804

STARTED: 10 CLASSIFIED: 10 NOT CLASSIFIED: 0 DISQUALIFIED: 0

Nr.	Drivers	Team	Lap	Best Time	Gap	Diff	Kph	Day Time
Cl.	Car	Competitor						
1	105 N.Michelisz(HUN) Hyundai i30 N TCR	Hyundai Team Engstler(DEU) Engstler Motorsport	2	1:33.804			139.2	18:23:30
2	2 H.Proczyk(AUT) Hyundai i30 N TCR	HP Racing International(DEU) HP Racing International	3	1:33.821	0.017	0.017	139.2	18:26:47
3	7 M.Halder(DEU) Honda Civic FK7 TCR	Profi Car Honda ADAC Sachsen(DEU) ADAC Sachsen e.V.	2	1:33.834	0.030	0.013	139.2	18:24:30
4	19 A.Bäckman(SWE) Hyundai i30 N TCR	Target Competition(ITA) Target Srl	2	1:33.959	0.155	0.125	139.0	18:24:41
5	53 M.Halder(DEU) Honda Civic FK7 TCR	Profi Car Team Halder(DEU) Profi Car Team Halder	2	1:34.025	0.221	0.066	138.9	18:24:31
6	13 A.Buri(FIN) Hyundai i30 N TCR	Hyundai Team Engstler(DEU) Engstler Motorsport	2	1:34.187	0.383	0.162	138.7	18:23:33
7	26 J.Bäckman(SWE) Hyundai i30 N TCR	Target Competition(ITA) Target Srl	2	1:34.234	0.430	0.047	138.6	18:23:19
8	97 N.Gruber(AUT) J Hyundai i30 N TCR	Hyundai Team Engstler(DEU) Engstler Motorsport	2	1:34.330	0.526	0.096	138.4	18:23:26
9	55 M.Fugel(DEU) J Honda Civic FK7 TCR	Profi Car Team Halder(DEU) ADAC Sachsen e.V.	2	1:34.422	0.618	0.092	138.3	18:23:44
10	88 D.Fugel(DEU) Honda Civic FK7 TCR	Profi Car Honda ADAC Sachsen(DEU) ADAC Sachsen e.V.	2	1:34.886	1.082	0.464	137.6	18:24:04

Classification limit: 110% Time: 1:43.184

Subject to final scrutineering!


Publication time:	Clerk of the Course: Michael Bork	Timekeeper: Steffen Ruhl
-------------------	-----------------------------------	--------------------------

ver: 1.0

www.adac.de/motorsport

Page 1/ 1 printed: 14.8.2020 18:32

Qualifying 2 Nürburgring



DMSB

Reg. Nr.: R-11746/20

Provisional

Class Result List

Stewards / Race Management

STEWARD	Harry Stüber
STEWARD	Claus Uebach
STEWARD	Manfred Schulte
RACE DIRECTOR	Christian Vormann
CLERK OF THE COURSE	Michael Bork
TECHNICAL DELEGATE	Adrian Sengpiel
CHIEF TIMEKEEPER	Steffen Ruhl

Weather Start/Finish

AIR	24.4°C
TRACK	25.3°C
CONDITIONS	Dry
PRESSURE	945 hPa
AIR	24.4°C
TRACK	24.7°C
CONDITIONS	Dry
PRESSURE	945 hPa

Track Information

GREEN FLAG	18:20:00
CHEQUERED FLAG	18:30:00
SAFETY CAR PHASE	0
FULL COURSE YELLOW PHASE	0
TRACK NAME	Nürburgring
TRACK LENGTH	3629m
TURN COUNT	11
FASTEST LAP:	#105. MIC - 1:33.804

STARTED: 10 CLASSIFIED: 10 NOT CLASSIFIED: 0 DISQUALIFIED: 0

Nr.	Drivers	Team	Lap	Best Time	Gap	Diff	Kph	Day Time
	Car	Competitor						

CLASS: Junior

Started: 2

Classified: 2

Not Classified: 0

1	97	N.Gruber(AUT)	Hyundai Team Engstler(DEU)	2	1:34.330			138.4	18:23:26
		Hyundai i30 N TCR	Engstler Motorsport						
2	55	M.Fugel(DEU)	Profi Car Team Halder(DEU)	2	1:34.422	0.092	0.092	138.3	18:23:44
		Honda Civic FK7 TCR	ADAC Sachsen e.V.						

Classification limit: 110% Time: 1:43.763

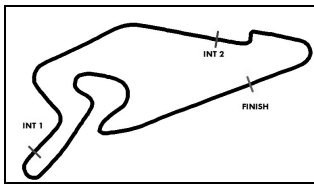
Subject to final scrutineering!

Publication time:	Clerk of the Course: Michael Bork	Timekeeper: Steffen Ruhl
-------------------	-----------------------------------	--------------------------

ver: 1.0

www.adac.de/motorsport

Page 1/ 1 printed: 14.8.2020 18:32



ADAC TCR Germany

Sector List Qualifying 2

Provisional



Nürburgring, Length: 3629m

Air temperature: 24.35°C

Track temperature: 24.7°C

Weather condition: Dry

DMSB Reg. Nr.: R-11746/20

Friday, August 14, 2020 18:20:00

Lap Id	Time	SE1	SP1	SE2	SP2	SE3	SP3	TSP	Lap Id	Time	SE1	SP1	SE2	SP2	SE3	SP3	TSP
2 Proczyk, AUT(#1)									theoretical besttime: 1:33.821								
1	0	2:09.659	1:17.106	122	24.076	217	28.477	50	4	0	1:57.196	52.992	111	27.567	146	36.637	48
2	0	3:03.503	2:15.212	120	24.611	216	23.680	172	5								
3	0	1:33.821	47.576	124	23.718	219	22.527	173									
7 Halder, DEU(#1)									theoretical besttime: 1:33.834								
1	0	2:55.589	2:05.888	113	26.468	190	23.233	174	3	0	2:14.361	58.014	77	42.946	96	33.401	117
2	0	1:33.834	47.582	124	23.542	218	22.710	167	4	0	2:35.148	1:12.180	93	39.801	94	43.167	32
13 Buri, FIN(#1)									theoretical besttime: 1:34.187								
1	0	1:58.263	1:10.052	121	24.518	196	23.693	173	4	0	3:17.130	2:26.829	119	26.611	186	23.690	172
2	0	1:34.187	47.875	124	23.727	216	22.585	171	5	0	2:08.297	52.673	97	31.937	136	43.687	32
3	0	1:41.793	48.315	115	24.052	214	29.426	58									
19 Bäckman, SWE(#1)									theoretical besttime: 1:33.959								
1	0	3:06.654	2:15.824	113	26.213	200	24.617	173	3	0	1:41.119	48.270	121	24.029	218	28.820	58
2	0	1:33.959	47.728	118	23.711	218	22.520	172	4								
26 Bäckman, SWE(#1)									theoretical besttime: 1:34.234								
1	0	1:43.991	56.047	121	24.329	211	23.615	174	4	0	2:40.826	1:53.253	121	24.177	216	23.396	174
2	0	1:34.234	47.739	122	23.765	218	22.730	173	5	0	1:36.979	48.012	109	24.937	202	24.030	172
3	0	1:41.346	48.246	122	23.772	218	29.328	58	6	0	2:01.031	51.095	104	30.164	157	39.772	37
53 Halder, DEU(#1)									theoretical besttime: 1:34.025								
1	0	2:56.655	2:06.926	121	26.123	189	23.606	174	3	0	1:43.222	48.571	122	24.130	206	30.521	58
2	0	1:34.025	47.750	124	23.555	218	22.720	173	4								
55 Fugel, DEU(#1)									theoretical besttime: 1:34.363								
1	0	2:09.539	1:21.823	119	24.582	209	23.134	171	4	0	1:36.127	48.667	121	24.133	214	23.327	169
2	0	1:34.422	47.846	123	23.757	214	22.819	170	5	0	1:59.825	55.580	104	29.064	158	35.181	56
3	0	1:34.890	48.259	122	23.871	215	22.760	170	6								
88 Fugel, DEU(#1)									theoretical besttime: 1:34.627								
1	0	2:29.027	1:41.752	122	24.057	216	23.218	173	4	0	1:35.122	48.357	123	23.952	216	22.813	172
2	0	1:34.886	48.166	123	23.648	217	23.072	172	5	0	2:15.273	59.821	84	36.769	112	38.683	43
3	0	1:34.993	48.188	123	23.728	218	23.077	173									
97 Gruber, AUT(#1)									theoretical besttime: 1:34.330								
1	0	1:51.570	1:02.845	118	24.872	213	23.853	172	4	0	3:16.298	2:28.346	120	24.499	214	23.453	172
2	0	1:34.330	47.890	123	23.876	217	22.564	172	5	0	2:20.775	1:05.304	91	32.228	143	43.243	29
3	0	1:41.263	48.318	121	24.146	217	28.799	58									
105 Michelisz, HUN(#1)									theoretical besttime: 1:33.804								
1	0	1:56.043	1:05.954	116	25.729	182	24.360	171	4	0	2:49.097	2:00.801	120	24.474	215	23.822	172
2	0	1:33.804	47.573	123	23.661	216	22.570	171	5	0	2:24.569	1:04.096	80	34.251	130	46.222	31
3	0	1:41.129	48.152	121	24.257	217	28.720	58									