


## Qualifying 1 Nürburgring



**DMSB**

Reg. Nr.: R-11746/20

### Provisional

### Result List

**Stewards / Race Management**

STEWARD	Harry Stüber
STEWARD	Claus Uebach
STEWARD	Manfred Schulte
RACE DIRECTOR	Christian Vormann
CLERK OF THE COURSE	Michael Bork
TECHNICAL DELEGATE	Adrian Sengpiel
CHIEF TIMEKEEPER	Steffen Ruhl

**Weather Start/Finish**

AIR	24.7°C
TRACK	25.5°C
CONDITIONS	Dry
PRESSURE	945 hPa
AIR	24.5°C
TRACK	25.5°C
CONDITIONS	Dry
PRESSURE	945 hPa

**Track Information**

GREEN FLAG	17:50:00
CHEQUERED FLAG	18:15:01
SAFETY CAR PHASE	0
FULL COURSE YELLOW PHASE	0
TRACK NAME	Nürburgring
TRACK LENGTH	3629m
TURN COUNT	11
FASTEST LAP:	#105. MIC - 1:33.877

STARTED: 15 CLASSIFIED: 15 NOT CLASSIFIED: 0 DISQUALIFIED: 0

Nr.	Drivers	Team	Lap	Best Time	Gap	Diff	Kph	Day Time
Cl.	Car	Competitor						
1	105 N.Michelisz(HUN)	Hyundai Team Engstler(DEU)	6	1:33.877			139.1	18:10:22
	Hyundai i30 N TCR	Engstler Motorsport						
2	7 M.Halder(DEU)	Profi Car Honda ADAC Sachsen(DEU)	4	1:33.879	0.002	0.002	139.1	17:59:24
	Honda Civic FK7 TCR	ADAC Sachsen e.V.						
3	2 H.Proczyk(AUT)	HP Racing International(DEU)	4	1:34.190	0.313	0.311	138.7	17:59:19
	Hyundai i30 N TCR	HP Racing International						
4	55 M.Fugel(DEU)	Profi Car Team Halder(DEU)	7	1:34.351	0.474	0.161	138.4	18:06:10
	J Honda Civic FK7 TCR	ADAC Sachsen e.V.						
5	53 M.Halder(DEU)	Profi Car Team Halder(DEU)	3	1:34.372	0.495	0.021	138.4	17:59:25
	Honda Civic FK7 TCR	Profi Car Team Halder						
6	97 N.Gruber(AUT)	Hyundai Team Engstler(DEU)	6	1:34.378	0.501	0.006	138.4	18:09:13
	J Hyundai i30 N TCR	Engstler Motorsport						
7	26 J.Bäckman(SWE)	Target Competition(ITA)	8	1:34.511	0.634	0.133	138.2	18:07:00
	Hyundai i30 N TCR	Target Srl						
8	13 A.Buri(FIN)	Hyundai Team Engstler(DEU)	4	1:34.512	0.635	0.001	138.2	18:03:26
	Hyundai i30 N TCR	Engstler Motorsport						
9	88 D.Fugel(DEU)	Profi Car Honda ADAC Sachsen(DEU)	7	1:34.539	0.662	0.027	138.1	18:05:29
	Honda Civic FK7 TCR	ADAC Sachsen e.V.						
10	19 A.Bäckman(SWE)	Target Competition(ITA)	8	1:34.561	0.684	0.022	138.1	18:11:20
	Hyundai i30 N TCR	Target Srl						
11	98 J.Seyffert(DEU)	HP Racing International(DEU)	7	1:34.584	0.707	0.023	138.1	18:12:45
	Hyundai i30 N TCR	HP Racing International						
12	8 R.Kircher(DEU)	VOLKSWAGEN Team OETTINGER(DEU)	3	1:34.825	0.948	0.241	137.7	17:57:16
	J VW Golf GTI TCR SEQ	OETTINGER Sportsystems						
13	51 H.Salminen(FIN)	Positione Motorsport(FIN)	12	1:34.983	1.106	0.158	137.5	18:14:11
	VW Golf GTI TCR SEQ	Positione Motorsport						
14	92 D.Tovilavicius(LTU)	SKUBA RACING Team(LTU)	10	1:35.288	1.411	0.305	137.1	18:10:42
	VW Golf GTI TCR SEQ	SKUBA RACING Team						
15	21 S.Ladniak(POL)	GT2 Motorsport(POL)	8	1:37.112	3.235	1.824	134.5	18:06:20
	J VW Golf GTI TCR SEQ	gt2 motorsport s.r.o.						

Classification limit: 110% Time: 1:43.264


Subject to final scrutineering!

Publication time:	Clerk of the Course: Michael Bork	Timekeeper: Steffen Ruhl
-------------------	-----------------------------------	--------------------------

ver: 1.0

www.adac.de/motorsport

Page 1/ 1 printed: 14.8.2020 18:16



### Provisional

### Class Result List

Stewards / Race Management

STEWARD	Harry Stüber
STEWARD	Claus Uebach
STEWARD	Manfred Schulte
RACE DIRECTOR	Christian Vormann
CLERK OF THE COURSE	Michael Bork
TECHNICAL DELEGATE	Adrian Sengpiel
CHIEF TIMEKEEPER	Steffen Ruhl

Weather Start/Finish

AIR	24.7°C
TRACK	25.5°C
CONDITIONS	Dry
PRESSURE	945 hPa
AIR	24.5°C
TRACK	25.5°C
CONDITIONS	Dry
PRESSURE	945 hPa

Track Information

GREEN FLAG	17:50:00
CHEQUERED FLAG	18:15:01
SAFETY CAR PHASE	0
FULL COURSE YELLOW PHASE	0
TRACK NAME	Nürburgring
TRACK LENGTH	3629m
TURN COUNT	11
FASTEST LAP:	#105. MIC - 1:33.877

STARTED: 15 CLASSIFIED: 15 NOT CLASSIFIED: 0 DISQUALIFIED: 0

Nr.	Drivers	Team	Lap	Best Time	Gap	Diff	Kph	Day Time
	Car	Competitor						

**CLASS: Junior**

Started: 4

Classified: 4

Not Classified: 0

1	55	<b>M.Fugel(DEU)</b> Honda Civic FK7 TCR	<b>Profi Car Team Halder(DEU)</b> ADAC Sachsen e.V.	7	1:34.351			138.4	18:06:10
2	97	<b>N.Gruber(AUT)</b> Hyundai i30 N TCR	<b>Hyundai Team Engstler(DEU)</b> Engstler Motorsport	6	1:34.378	0.027	0.027	138.4	18:09:13
3	8	<b>R.Kircher(DEU)</b> VW Golf GTI TCR SEQ	<b>VOLKSWAGEN Team OETTINGER(DEU)</b> OETTINGER Sportsystems	3	1:34.825	0.474	0.447	137.7	17:57:16
4	21	<b>S.Ladniak(POL)</b> VW Golf GTI TCR SEQ	<b>GT2 Motorsport(POL)</b> gt2 motorsport s.r.o.	8	1:37.112	2.761	2.287	134.5	18:06:20


Classification limit: 110% Time: 1:43.786

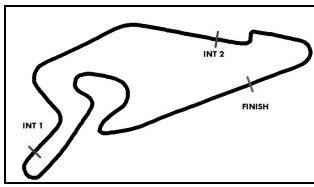
Subject to final scrutineering!

Publication time:

Clerk of the Course: Michael Bork

Timekeeper: Steffen Ruhl





# ADAC TCR Germany

## Sector List Qualifying 1

Provisional



Nürburgring, Length: 3629m

Air temperature: 24.54°C

Track temperature: 25.5°C

Weather condition: Dry

**DMSB** Reg. Nr.: R-11746/20

Friday, August 14, 2020 17:50:00

Lap Id	Time	SE1	SP1	SE2	SP2	SE3	SP3	TSP	Lap Id	Time	SE1	SP1	SE2	SP2	SE3	SP3	TSP
<b>2 Proczyk, AUT(#1)</b>									<b>theoretical besttime: 1:34.190</b>								
1 0	2:21.398	1:31.632	118	25.130	215	24.636	164		4 0	<b>1:34.190</b>	<b>47.740</b>	<b>122</b>	<b>23.829</b>	<b>219</b>	<b>22.621</b>	<b>173</b>	
2 0	1:43.562	49.954	121	24.281	218	29.327	48		5 0	1:52.811	50.586	114	26.697	131	35.528	45	
3 0	3:39.875	2:51.521	120	24.696	215	23.658	171										

<b>7 Halder, DEU(#1)</b>									<b>theoretical besttime: 1:33.879</b>								
1 0	2:53.459	2:04.885	115	24.995	205	23.579	170		5 0	1:52.592	54.988	109	26.688	182	30.916	56	
2 0	1:42.736	49.189	120	24.312	215	29.235	54		6 0	12:02.127	11:08.362	118	24.859	196	28.906	57	
3 0	3:13.205	2:23.538	115	26.546	199	23.121	<b>173</b>		7 0	2:08.731	1:15.432	119	24.473	214	28.826	55	
4 0	<b>1:33.879</b>	<b>47.688</b>	<b>123</b>	<b>23.622</b>	<b>217</b>	<b>22.569</b>	173										

<b>8 Kircher, DEU(#1)</b>									<b>theoretical besttime: 1:34.658</b>								
1 0	2:01.238	1:02.883	113	25.878	204	32.477	53		6 0	6:47.266	5:58.917	120	24.513	206	23.836	171	
2 0	3:39.608	2:50.310	112	25.339	204	23.959	171		7 0	1:35.006	48.189	121	23.797	218	23.020	170	
3 0	<b>1:34.825</b>	48.169	<b>122</b>	<b>23.762</b>	217	22.894	<b>172</b>		8 0	1:35.323	48.558	120	23.951	217	<b>22.814</b>	<b>171</b>	
4 0	1:34.894	<b>48.082</b>	120	23.914	<b>218</b>	22.898	171		9 0	1:59.306	56.717	104	28.316	168	34.273	52	
5 0	1:49.673	49.471	102	26.954	182	33.248	56										

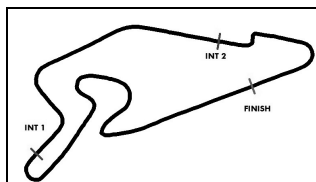
<b>13 Buri, FIN(#1)</b>									<b>theoretical besttime: 1:34.509</b>								
1 0	6:19.061	5:30.619	119	24.489	214	23.953	170		4 0	<b>1:34.512</b>	<b>47.929</b>	<b>123</b>	23.967	214	<b>22.616</b>	<b>171</b>	
2 0	1:41.437	48.592	122	24.094	214	28.751	58		5 0	1:40.466	48.081	122	<b>23.964</b>	<b>215</b>	28.421	54	
3 0	3:51.150	3:02.093	118	24.673	205	24.384	<b>172</b>										

<b>19 Bäckman, SWE(#1)</b>									<b>theoretical besttime: 1:34.517</b>								
1 0	1:52.473	1:01.542	118	24.535	214	26.396	173		6 0	1:41.316	48.480	120	23.934	218	28.902	58	
2 0	1:35.871	48.812	120	24.009	<b>218</b>	23.050	170		7 0	6:40.271	5:49.734	105	26.186	213	24.351	173	
3 0	1:41.971	48.804	120	24.076	217	29.091	58		8 0	<b>1:34.561</b>	<b>48.005</b>	<b>121</b>	<b>23.800</b>	<b>217</b>	22.756	171	
4 0	4:39.186	3:49.162	116	25.567	204	24.457	173		9 0	1:42.283	48.523	121	24.378	216	29.382	58	
5 0	1:34.590	48.015	120	23.863	217	<b>22.712</b>	171										

<b>21 Ladniak, POL(#1)</b>									<b>theoretical besttime: 1:36.993</b>								
1 0	2:33.681	1:44.562	116	25.120	211	23.999	168		7 0	3:41.468	2:53.209	122	24.724	210	23.535	168	
2 0	1:38.866	49.919	118	24.838	212	24.109	167		8 0	<b>1:37.112</b>	49.411	121	<b>24.356</b>	<b>212</b>	<b>23.345</b>	<b>168</b>	
3 0	1:39.967	50.636	114	24.927	211	24.404	166		9 0	1:37.474	49.523	118	24.449	213	23.502	168	
4 0	1:39.828	50.410	118	25.122	208	24.296	166		10 0	1:37.528	<b>49.292</b>	<b>119</b>	24.637	211	23.599	168	
5 0	1:39.907	50.652	117	25.050	210	24.205	167		11 0	2:02.970	54.446	95	34.133	156	34.391	58	
6 0	1:49.149	50.394	116	25.197	211	33.558	60										

<b>26 Bäckman, SWE(#1)</b>									<b>theoretical besttime: 1:34.473</b>								
1 0	1:59.130	1:02.325	117	24.972	197	31.833	58		6 0	3:38.831	2:48.858	118	25.458	167	24.515	174	
2 0	3:14.990	2:25.246	116	24.826	198	24.918	173		7 0	1:34.529	47.957	123	<b>23.795</b>	<b>218</b>	22.777	172	
3 0	1:35.449	48.588	119	23.948	218	22.913	173		8 0	<b>1:34.511</b>	<b>47.919</b>	<b>117</b>	23.833	217	<b>22.759</b>	<b>172</b>	
4 0	1:35.918	48.496	116	24.320	217	23.102	171		9 0	1:44.247	48.848	121	24.371	215	31.028	58	
5 0	1:45.934	49.081	119	24.709	206	32.144	58										

<b>51 Salminen, FIN(#1)</b>									<b>theoretical besttime: 1:34.822</b>								
1 0	2:17.374	1:24.899	112	27.184	171	25.291	170		8 0	1:35.235	48.289	121	23.995	215	22.951	171	
2 0	1:37.285	49.089	121	24.105	215	24.091	168		9 0	1:42.168	48.581	118	24.223	216	29.364	54	
3 0	1:36.581	48.868	118	24.251	215	23.462	170		10 0	3:11.477	2:24.312	121	24.024	215	23.141	172	
4 0	1:36.406	48.485	120	24.131	215	23.790	169		11 0	1:35.185	48.357	120	23.903	216	22.925	171	
5 0	1:45.402	48.819	120	24.237	213	32.346	50		12 0	<b>1:34.983</b>	<b>48.110</b>	<b>121</b>	<b>23.853</b>	<b>216</b>	23.020	171	
6 0	4:02.919	3:15.394	118	24.147	214	23.378	171		13 0	1:49.187	49.055	109	25.510	198	34.622	43	
7 0	1:35.286	48.430	<b>123</b>	23.997	215	<b>22.859</b>	170										



# ADAC TCR Germany

## Sector List Qualifying 1

Provisional



Nürburgring, Length: 3629m

Air temperature: 24.54°C

Track temperature: 25.5°C

Weather condition: Dry

**DMSB** Reg. Nr.: R-11746/20

Friday, August 14, 2020 17:50:00

Lap Id	Time	SE1	SP1	SE2	SP2	SE3	SP3	TSP	Lap Id	Time	SE1	SP1	SE2	SP2	SE3	SP3	TSP
<b>53</b>	Halder, DEU(#1)								<b>theoretical besttime: 1:34.372</b>								
1 0	3:51.817	2:49.850	116	26.510	148	35.457	55		3 0	<b>1:34.372</b>	<b>47.979</b>	<b>123</b>	<b>23.677</b>	<b>217</b>	<b>22.716</b>	<b>173</b>	
2 0	3:58.595	3:09.186	117	25.875	194	23.534	<b>174</b>		4 0	1:41.781	48.045	123	24.506	201	29.230	55	

<b>55</b>	Fugel, DEU(#1)								<b>theoretical besttime: 1:34.350</b>								
1 0	2:02.719	1:03.532	117	26.998	184	32.189	54		5 0	1:47.323	48.412	121	24.266	183	34.645	58	
2 0	3:23.503	2:33.526	111	26.784	196	23.193	168		6 0	4:11.385	3:24.586	115	24.063	215	<b>22.736</b>	<b>170</b>	
3 0	1:35.411	48.692	121	23.831	214	22.888	169		7 0	<b>1:34.351</b>	<b>47.836</b>	<b>123</b>	<b>23.778</b>	<b>216</b>	<b>22.737</b>	169	
4 0	1:35.270	48.251	122	23.952	215	23.067	168		8 0	1:52.002	52.639	109	27.768	169	31.595	58	

<b>88</b>	Fugel, DEU(#1)								<b>theoretical besttime: 1:34.539</b>								
1 0	2:04.819	1:06.837	120	26.691	158	31.291	49		5 0	1:50.568	48.673	122	29.570	141	32.325	58	
2 0	3:02.626	2:15.319	122	23.968	217	23.339	172		6 0	3:45.373	2:56.665	121	25.541	214	23.167	174	
3 0	1:35.444	48.345	124	23.806	216	23.293	168		7 0	<b>1:34.539</b>	<b>48.050</b>	<b>124</b>	<b>23.737</b>	<b>218</b>	<b>22.752</b>	<b>172</b>	
4 0	1:35.027	48.359	122	23.868	216	22.800	171		8 0	1:59.102	54.643	107	29.863	155	34.596	58	

<b>92</b>	Tovilavicius, LTU(#1)								<b>theoretical besttime: 1:35.288</b>								
1 1	2:04.682	1:11.965	117	26.292	132	26.425	170		8 1	1:43.623	49.025	119	24.617	216	29.981	56	
2 1	1:38.033	49.566	119	24.456	216	24.011	170		9 1	3:40.057	2:51.757	118	24.621	216	23.679	172	
3 1	1:43.848	49.790	119	24.573	<b>216</b>	29.485	56		10 1	<b>1:35.288</b>	<b>48.364</b>	<b>122</b>	<b>23.866</b>	<b>216</b>	<b>23.058</b>	<b>171</b>	
4 1	3:25.259	2:35.490	120	24.313	215	25.456	172		11 1	1:40.489	50.637	110	25.666	213	24.186	172	
5 1	1:35.557	48.396	122	24.014	216	23.147	171		12 1	1:35.722	48.543	121	23.983	216	23.196	171	
6 1	1:35.775	48.484	121	24.142	216	23.149	171		13 1	1:54.713	48.863	120	24.160	216	41.690	34	
7 1	1:39.842	49.377	121	24.866	181	25.599	171										

<b>97</b>	Gruber, AUT(#1)								<b>theoretical besttime: 1:34.378</b>								
1 0	2:09.580	1:10.000	117	26.417	174	33.163	54		5 0	8:19.441	7:30.916	118	24.837	214	23.688	172	
2 0	3:52.662	3:04.073	118	24.818	215	23.771	172		6 0	<b>1:34.378</b>	<b>48.020</b>	<b>122</b>	<b>23.746</b>	<b>217</b>	<b>22.612</b>	<b>171</b>	
3 0	1:34.712	48.087	121	23.888	<b>217</b>	22.737	171		7 0	1:42.096	49.116	120	24.085	215	28.895	58	
4 0	1:42.167	49.331	120	24.154	216	28.682	58										

<b>98</b>	Seyffert, DEU(#1)								<b>theoretical besttime: 1:34.241</b>								
1 0	1:49.104	1:00.476	118	24.961	212	23.667	169		6 0	10:41.814	9:52.950	121	24.398	214	24.466	173	
2 0	1:42.729	49.533	121	24.174	216	29.022	57		7 0	<b>1:34.584</b>	<b>47.747</b>	<b>122</b>	<b>23.859</b>	<b>217</b>	22.978	172	
3 0	3:40.978	2:49.507	120	24.917	214	26.554	172		8 0	1:34.635	48.011	122	23.989	217	<b>22.635</b>	<b>172</b>	
4 0	1:34.649	47.946	122	23.990	216	22.713	171		9		48.274	121	24.156	216			
5 0	1:40.655	48.044	121	24.068	216	28.543	58										

<b>105</b>	Michelisz, HUN(#1)								<b>theoretical besttime: 1:33.877</b>								
1 0	2:03.599	1:10.508	118	26.837	155	26.254	170		5 0	9:20.083	8:30.936	115	25.018	210	24.129	172	
2 0	1:42.550	48.147	121	24.235	<b>217</b>	30.168	56		6 0	<b>1:33.877</b>	<b>47.648</b>	<b>123</b>	<b>23.689</b>	<b>216</b>	<b>22.540</b>	<b>171</b>	
3 0	3:35.056	2:42.515	100	27.690	164	24.851	171		7 0	1:48.160	51.265	117	24.911	207	31.984	58	
4 0	2:06.311	56.201	85	31.023	125	39.087	51										