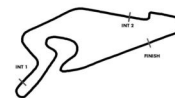


Qualifying 1 Nürburgring



DMSB

Reg. Nr.: R-11746/20

Provisional

Result List

Stewards / Race Management

STEWARD	Achim Loth
STEWARD	Manfred Schulte
STEWARD	Dennis Jühe
RACE DIRECTOR	Niels Wittich
CLERK OF THE COURSE	Michael Bork
TECHNICAL DELEGATE	Erik Wilhelmi
CHIEF TIMEKEEPER	Steffen Ruhl

Weather Start/Finish

AIR	25.1°C
TRACK	27.5°C
CONDITIONS	Dry
PRESSURE	945 hPa
AIR	25.2°C
TRACK	27.6°C
CONDITIONS	Dry
PRESSURE	945 hPa

Track Information

GREEN FLAG	17:00:00
CHEQUERED FLAG	17:15:01
SAFETY CAR PHASE	0
FULL COURSE YELLOW PHASE	0
TRACK NAME	Nürburgring
TRACK LENGTH	3629m
TURN COUNT	11
FASTEST LAP:	#46. MIN - 1:27.832

STARTED: 15 CLASSIFIED: 15 NOT CLASSIFIED: 0 DISQUALIFIED: 0

Nr.	Drivers	Team	Lap	Best Time	Gap	Diff	Kph	Day Time
Cl.	Car	Competitor						
1	46 G.Mini(ITA) R ADAC Formel 4	(T) Prema Powerteam SRL(ITA) Prema Powerteam SRL	8	1:27.832			148.7	17:15:13
2	52 J.Crawford(USA) ADAC Formel 4	(T) Van Amersfoort Racing(NLD) Van Amersfoort Racing	8	1:27.927	0.095	0.095	148.5	17:15:29
3	16 D.Beganovic(SWE) R ADAC Formel 4	(T) Prema Powerteam SRL(ITA) Prema Powerteam SRL	9	1:27.949	0.117	0.022	148.5	17:16:23
4	58 E.Seppänen(FIN) ADAC Formel 4	(T) US Racing(DEU) US Racing	8	1:27.959	0.127	0.010	148.5	17:15:20
5	29 J.Dürksen(DEU) ADAC Formel 4	(T) ADAC Berlin-Brandenburg e.V.(DEU) ADAC Berlin-Brandenburg e.V.	7	1:27.988	0.156	0.029	148.4	17:14:18
6	95 V.Lomko(RUS) R ADAC Formel 4	(T) US Racing(DEU) US Racing	8	1:28.023	0.191	0.035	148.4	17:14:53
7	15 S.Montoya(COL) R ADAC Formel 4	Prema Powerteam SRL(ITA) Prema Powerteam SRL	8	1:28.023	0.191		148.4	17:15:31
8	17 J.Edgar(GBR) ADAC Formel 4	(T) Van Amersfoort Racing(NLD) Van Amersfoort Racing	7	1:28.055	0.223	0.032	148.3	17:14:03
9	87 O.Bearman(GBR) R ADAC Formel 4	US Racing(DEU) US Racing	6	1:28.066	0.234	0.011	148.3	17:11:54
10	4 V.Bernier(FRA) ADAC Formel 4	(T) R-ace GP(FRA) R-ACE GP	8	1:28.207	0.375	0.141	148.1	17:15:36
11	51 F.Pizzi(ITA) R ADAC Formel 4	Van Amersfoort Racing(NLD) Van Amersfoort Racing	5	1:28.231	0.399	0.024	148.0	17:11:31
12	77 T.Tramnitz(DEU) R ADAC Formel 4	US Racing(DEU) US Racing	7	1:28.258	0.426	0.027	148.0	17:13:40
13	7 J.Knopp(CZE) R ADAC Formel 4	(T) ADAC Berlin-Brandenburg e.V.(DEU) ADAC Berlin-Brandenburg e.V.	7	1:28.757	0.925	0.499	147.1	17:14:24
14	5 A.Lobanenko(RUS) R ADAC Formel 4	R-ace GP(FRA) R-ACE GP	7	1:28.860	1.028	0.103	147.0	17:14:16
15	6 K.Smal(RUS) R ADAC Formel 4	(T) R-ace GP(FRA) R-ACE GP	7	1:29.835	2.003	0.975	145.4	17:16:02

Classification limit: 110% Time: 1:36.615

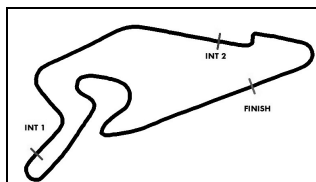
Subject to final scrutineering!

Publication time:	Clerk of the Course: Michael Bork	Timekeeper: Steffen Ruhl
-------------------	-----------------------------------	--------------------------

ver: 1.0

www.adac.de/motorsport

Page 1/ 1 printed: 14.8.2020 17:21



ADAC Formel 4

Sector List Qualifying 1

Provisional



Nürburgring, Length: 3629m

Air temperature: 25.24°C

Track temperature: 27.5°C

Weather condition: Dry

DMSB Reg. Nr.: R-11746/20

Friday, August 14, 2020 17:00:00

Lap Id	Time	SE1	SP1	SE2	SP2	SE3	SP3	TSP	Lap Id	Time	SE1	SP1	SE2	SP2	SE3	SP3	TSP
4	Bernier, FRA(#1)								theoretical besttime: 1:28.207								
1	0	4:53.054	4:01.636	119	26.862	157	24.556	160	5	0	1:28.539	44.931	131	22.461	213	21.147	176
2	0	1:41.150	52.244	130	26.174	171	22.732	175	6	0	1:28.550	44.933	130	22.523	214	21.094	175
3	0	1:35.184	47.232	129	24.554	163	23.398	175	7	0	1:28.397	44.770	131	22.523	214	21.104	175
4	0	1:32.860	48.332	129	23.042	213	21.486	175	8	0	1:28.207	44.724	130	22.429	214	21.054	175

5	Lobanenکو, RUS(#1)								theoretical besttime: 1:28.811								
1	0	5:05.369	4:13.105	108	26.930	176	25.334	162	5	0	1:29.397	45.193	130	22.598	213	21.606	172
2	0	1:42.565	53.130	108	26.599	199	22.836	173	6	0	1:28.921	45.010	131	22.543	213	21.368	174
3	0	1:30.950	45.989	128	23.103	213	21.858	173	7	0	1:28.860	44.968	129	22.592	213	21.300	173
4	0	1:29.913	45.496	125	22.785	214	21.632	174	8	0	1:33.425	47.071	92	24.907	213	21.447	174

6	Smal, RUS(#1)								theoretical besttime: 1:29.835								
1	0	6:43.489	5:50.985	99	27.389	192	25.115	166	5	0	1:31.822	46.711	127	23.004	211	22.107	173
2	0	1:40.243	49.549	112	26.306	163	24.388	168	6	0	1:30.058	45.516	129	22.793	212	21.749	172
3	0	1:35.800	48.355	116	25.118	180	22.327	172	7	0	1:29.835	45.422	129	22.755	212	21.658	172
4	0	1:30.239	45.668	129	22.828	211	21.743	172									

7	Knopp, CZE(#1)								theoretical besttime: 1:28.695								
1	0	5:25.888	4:33.897	123	27.933	135	24.058	175	5	0	1:29.085	45.002	130	22.569	213	21.514	175
2	0	1:29.633	45.430	131	22.700	213	21.503	175	6	0	1:29.023	44.971	131	22.696	213	21.356	175
3	0	1:31.613	47.147	130	22.810	213	21.656	175	7	0	1:28.757	44.873	129	22.569	214	21.315	175
4	0	1:29.344	45.173	130	22.651	213	21.520	174	8	0	1:29.052	44.974	130	22.507	214	21.571	175

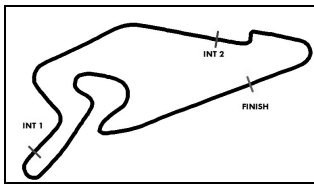
15	Montoya, COL(#1)								theoretical besttime: 1:27.892								
1	0	5:00.140	4:10.004	122	26.785	175	23.351	172	5	0	1:28.808	44.933	130	22.402	215	21.473	175
2	0	1:37.490	50.872	124	23.927	208	22.691	172	6	0	1:28.135	44.537	129	22.312	217	21.286	176
3	0	1:31.951	46.490	127	23.194	208	22.267	176	7	0	1:28.144	44.623	130	22.342	217	21.179	175
4	0	1:28.610	44.813	128	22.453	215	21.344	177	8	0	1:28.023	44.656	129	22.324	217	21.043	177

16	Beganovic, SWE(#1)								theoretical besttime: 1:27.860								
1	0	4:33.930	3:47.854	126	23.910	199	22.166	171	6	0	1:28.772	45.103	129	22.477	215	21.192	176
2	0	1:30.232	45.855	130	22.862	210	21.515	173	7	0	1:28.020	44.640	131	22.350	215	21.030	176
3	0	1:29.399	45.394	130	22.632	213	21.373	175	8	0	1:28.020	44.662	131	22.349	215	21.009	176
4	0	1:28.327	44.802	130	22.381	215	21.144	176	9	0	1:27.949	44.509	130	22.342	215	21.098	175
5	0	1:28.358	44.848	132	22.384	215	21.126	175									

17	Edgar, GBR(#1)								theoretical besttime: 1:27.852								
1	0	4:52.096	4:00.501	122	27.188	155	24.407	152	5	0	1:32.370	46.960	127	23.717	209	21.693	177
2	0	1:39.395	51.147	128	25.466	167	22.782	153	6	0	1:28.252	44.757	130	22.339	218	21.156	177
3	0	1:34.047	48.573	129	23.969	182	21.505	177	7	0	1:28.055	44.475	131	22.358	218	21.222	176
4	0	1:28.157	44.676	131	22.443	217	21.038	177	8	0	1:28.078	44.591	130	22.368	217	21.119	177

29	Dürksen, DEU(#1)								theoretical besttime: 1:27.988								
1	0	5:24.278	4:31.696	114	28.614	134	23.968	175	5	0	1:31.473	44.884	132	22.391	216	24.198	176
2	0	1:29.366	45.329	129	22.673	213	21.364	177	6	0	1:28.231	44.835	131	22.333	215	21.063	177
3	0	1:28.549	44.873	129	22.481	214	21.195	177	7	0	1:27.988	44.695	131	22.329	215	20.964	176
4	0	1:28.350	44.859	131	22.403	214	21.088	176	8	0	1:28.375	44.966	129	22.365	214	21.044	175

46	Mini, ITA(#1)								theoretical besttime: 1:27.801								
1	0	4:26.081	3:25.283	112	27.298	167	33.500	45	5	0	1:28.134	44.633	130	22.360	214	21.141	176
2	0	1:53.367	1:07.907	127	23.539	200	21.921	176	6	0	1:27.837	44.537	130	22.292	214	21.008	176
3	0	1:29.257	45.060	129	22.583	213	21.614	176	7	0	1:31.306	46.895	126	22.945	214	21.466	176
4	0	1:28.529	44.798	130	22.425	214	21.306	175	8	0	1:27.832	44.522	131	22.271	214	21.039	175



ADAC Formel 4

Sector List Qualifying 1

Provisional



Nürburgring, Length: 3629m

Air temperature: 25.24°C

Track temperature: 27.5°C

Weather condition: Dry

DMSB Reg. Nr.: R-11746/20

Friday, August 14, 2020 17:00:00

Lap Id	Time	SE1	SP1	SE2	SP2	SE3	SP3	TSP	Lap Id	Time	SE1	SP1	SE2	SP2	SE3	SP3	TSP
51 Pizzi, ITA(#1)									theoretical besttime: 1:28.086								
1	0	5:01.670	4:08.470	118	27.998	162	25.202	141	5	0	1:28.231	44.619	131	22.258	218	21.354	176
2	0	1:47.957	55.754	122	27.979	158	24.224	144	6	0	1:28.449	44.839	130	22.401	216	21.209	177
3	0	1:43.943	54.503	120	27.013	163	22.427	177	7	0	1:34.665	46.746	127	25.561	172	22.358	177
4	0	1:28.565	44.813	131	22.438	216	21.314	175	8	0	1:28.435	44.784	132	22.282	218	21.369	177
52 Crawford, USA(#1)									theoretical besttime: 1:27.881								
1	0	4:58.274	4:07.907	120	26.063	164	24.304	167	5	0	1:28.488	44.788	130	22.523	214	21.177	175
2	0	1:37.368	51.460	124	23.773	197	22.135	174	6	0	1:28.195	44.660	130	22.405	215	21.130	176
3	0	1:32.250	46.640	129	23.428	207	22.182	176	7	0	1:28.229	44.699	130	22.490	215	21.040	176
4	0	1:28.529	44.949	129	22.339	216	21.241	177	8	0	1:27.927	44.565	130	22.276	215	21.086	177
58 Seppänen, FIN(#1)									theoretical besttime: 1:27.959								
1	0	4:51.491	4:01.869	126	25.629	191	23.993	168	5	0	1:28.359	44.657	130	22.469	213	21.233	175
2	0	1:34.905	48.183	126	24.060	206	22.662	168	6	0	1:28.164	44.515	127	22.405	214	21.244	176
3	0	1:31.271	46.583	130	23.048	213	21.640	176	7	0	1:28.137	44.553	130	22.444	214	21.140	177
4	0	1:29.102	45.256	129	22.593	213	21.253	177	8	0	1:27.959	44.462	131	22.376	215	21.121	176
77 Tramnitz, DEU(#1)									theoretical besttime: 1:28.185								
1	0	4:36.886	3:51.064	130	23.422	205	22.400	171	5	0	1:28.467	44.807	130	22.397	213	21.263	173
2	0	1:32.891	47.152	130	23.781	203	21.958	172	6	0	1:34.582	47.312	118	25.766	194	21.504	175
3	0	1:30.296	46.213	131	22.724	213	21.359	176	7	0	1:28.258	44.817	130	22.281	214	21.160	176
4	0	1:28.379	44.892	131	22.287	214	21.200	176	8	0	1:28.261	44.757	131	22.357	214	21.147	176
87 Bearman, GBR(#1)									theoretical besttime: 1:28.059								
1	0	4:23.724	3:37.500	126	23.746	208	22.478	172	5	0	1:28.407	44.829	130	22.419	214	21.159	176
2	0	1:34.966	46.928	127	24.269	143	23.769	174	6	0	1:28.066	44.607	130	22.325	215	21.134	175
3	0	1:30.127	45.710	130	23.020	210	21.397	175	7	0	1:35.752	51.319	127	23.055	213	21.378	176
4	0	1:28.282	44.749	131	22.395	215	21.138	176	8	0	1:35.840	44.884	131	22.318	216	28.638	56
95 Lomko, RUS(#1)									theoretical besttime: 1:27.926								
1	0	4:20.080	3:29.222	125	26.291	162	24.567	162	6	0	1:34.408	45.037	131	25.790	127	23.581	176
2	0	1:33.041	47.740	127	23.429	203	21.872	176	7	0	1:28.393	44.942	131	22.382	213	21.069	177
3	0	1:29.762	45.259	131	22.756	212	21.747	176	8	0	1:28.023	44.575	132	22.282	214	21.166	176
4	0	1:29.984	44.892	132	22.551	213	22.541	176	9	0	1:38.679	44.679	131	22.703	206	31.297	55
5	0	1:28.875	44.868	132	22.520	213	21.487	175									