


## Free Practice 2 Nürburgring



Reg. Nr.: R-11746/20

### Provisional

### Result List

#### Stewards / Race Management

STEWARD	Harry Stüber
STEWARD	Claus Uebach
STEWARD	Manfred Schulte
RACE DIRECTOR	Christian Vormann
CLERK OF THE COURSE	Michael Bork
TECHNICAL DELEGATE	Adrian Sengpiel
CHIEF TIMEKEEPER	Steffen Ruhl

#### Weather Start/Finish

AIR	24.0°C
TRACK	28.7°C
CONDITIONS	Dry
PRESSURE	945 hPa
AIR	24.9°C
TRACK	32.0°C
CONDITIONS	Dry
PRESSURE	945 hPa

#### Track Information

GREEN FLAG	15:05:00
CHEQUERED FLAG	15:35:01
SAFETY CAR PHASE	0
FULL COURSE YELLOW PHASE	0
TRACK NAME	Nürburgring
TRACK LENGTH	3629m
TURN COUNT	11
FASTEST LAP:	#7. HAL - 1:34.796


STARTED: 15 CLASSIFIED: 15 NOT CLASSIFIED: 0 DISQUALIFIED: 0

Nr.	Drivers	Team	Lap	Best Time	Gap	Diff	Kph	Day Time
Cl.	Car	Competitor						
1	7 M.Halder(DEU) Honda Civic FK7 TCR	Profi Car Honda ADAC Sachsen(DEU) ADAC Sachsen e.V.	4	1:34.796			137.8	15:15:37
2	8 R.Kircher(DEU) J VW Golf GTI TCR SEQ	VOLKSWAGEN Team Oettinger(DEU) OETTINGER Sportsystems	4	1:34.899	0.103	0.103	137.6	15:14:31
3	2 H.Proczyk(AUT) Hyundai i30 N TCR	HP Racing International(DEU) HP Racing International	6	1:34.988	0.192	0.089	137.5	15:18:14
4	53 M.Halder(DEU) Honda Civic FK7 TCR	Profi Car Team Halder(DEU) Profi Car Team Halder	4	1:35.025	0.229	0.037	137.4	15:15:38
5	105 N.Michelisz(HUN) Hyundai i30 N TCR	Hyundai Team Engstler(DEU) Engstler Motorsport	6	1:35.181	0.385	0.156	137.2	15:16:55
6	19 A.Bäckman(SWE) Hyundai i30 N TCR	Target Competition ITA(ITA) Target Competition	3	1:35.351	0.555	0.170	137.0	15:12:20
7	26 J.Bäckman(SWE) Hyundai i30 N TCR	Target Competition ITA(ITA) Target Competition	7	1:35.427	0.631	0.076	136.9	15:24:11
8	88 D.Fugel(DEU) Honda Civic FK7 TCR	Profi Car Honda ADAC Sachsen(DEU) ADAC Sachsen e.V.	2	1:35.450	0.654	0.023	136.8	15:09:19
9	55 M.Fugel(DEU) J Honda Civic FK7 TCR	Profi Car Team Halder(DEU) ADAC Sachsen e.V.	4	1:35.589	0.793	0.139	136.6	15:15:05
10	97 N.Gruber(AUT) J Hyundai i30 N TCR	Hyundai Team Engstler(DEU) Engstler Motorsport	3	1:35.696	0.900	0.107	136.5	15:10:23
11	13 A.Buri(FIN) Hyundai i30 N TCR	Hyundai Team Engstler(DEU) Engstler Motorsport	4	1:36.146	1.350	0.450	135.8	15:12:57
12	51 H.Salminen(FIN) VW Golf GTI TCR SEQ	Positione Motorsport(FIN) Positione Motorsport	10	1:36.156	1.360	0.010	135.8	15:28:29
13	98 J.Seyffert(DEU) Hyundai i30 N TCR	HP Racing International(DEU) HP Racing International	8	1:36.270	1.474	0.114	135.7	15:21:07
14	92 D.Tovilavicius(LTU) VW Golf GTI TCR SEQ	SKUBA RACING Team(LTU) SKUBA RACING Team	5	1:36.991	2.195	0.721	134.6	15:13:47
15	21 S.Ladniak(POL) J VW Golf GTI TCR SEQ	GT2 Motorsport(POL) gt2 motorsport s.r.o.	4	1:38.385	3.589	1.394	132.7	15:12:16

Subject to final scrutineering!

Publication time:	Clerk of the Course: Michael Bork	Timekeeper: Steffen Ruhl
-------------------	-----------------------------------	--------------------------

## Free Practice 2 Nürburgring



**DMSB**

Reg. Nr.: R-11746/20

### Provisional

### Class Result List

#### Stewards / Race Management

STEWARD	Harry Stüber
STEWARD	Claus Uebach
STEWARD	Manfred Schulte
RACE DIRECTOR	Christian Vormann
CLERK OF THE COURSE	Michael Bork
TECHNICAL DELEGATE	Adrian Sengpiel
CHIEF TIMEKEEPER	Steffen Ruhl

#### Weather Start/Finish

AIR	24.0°C
TRACK	28.7°C
CONDITIONS	Dry
PRESSURE	945 hPa
AIR	24.9°C
TRACK	32.0°C
CONDITIONS	Dry
PRESSURE	945 hPa

#### Track Information

GREEN FLAG	15:05:00
CHEQUERED FLAG	15:35:01
SAFETY CAR PHASE	0
FULL COURSE YELLOW PHASE	0
TRACK NAME	Nürburgring
TRACK LENGTH	3629m
TURN COUNT	11
FASTEST LAP:	#7. HAL - 1:34.796

STARTED: 15 CLASSIFIED: 15 NOT CLASSIFIED: 0 DISQUALIFIED: 0

Nr.	Drivers	Team	Lap	Best Time	Gap	Diff	Kph	Day Time
	Car	Competitor						

#### CLASS: Junior

Started: 4

Classified: 4

Not Classified: 0


1	8	R.Kircher(DEU)	VW Golf GTI TCR SEQ	VOLKSWAGEN Team Oettinger(DEU)	4	1:34.899			137.6	15:14:31
2	55	M.Fugel(DEU)	Honda Civic FK7 TCR	Profi Car Team Halder(DEU)	4	1:35.589	0.690	0.690	136.6	15:15:05
3	97	N.Gruber(AUT)	Hyundai i30 N TCR	Hyundai Team Engstler(DEU)	3	1:35.696	0.797	0.107	136.5	15:10:23
4	21	S.Ladniak(POL)	VW Golf GTI TCR SEQ	GT2 Motorsport(POL)	4	1:38.385	3.486	2.689	132.7	15:12:16

Subject to final scrutineering!

Publication time:

Clerk of the Course: Michael Bork

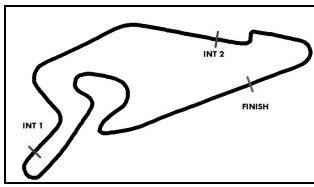
Timekeeper: Steffen Ruhl



ver: 1.0

[www.adac.de/motorsport](http://www.adac.de/motorsport)

Page 1/ 1 printed: 14.8.2020 15:38



# ADAC TCR Germany

## Sector List Free Practice 2

Provisional



Nürburgring, Length: 3629m

Air temperature: 24.93°C

Track temperature: 31.5°C

Weather condition: Dry

**DMSB** Reg. Nr.: R-11746/20

Friday, August 14, 2020 15:05:00

Lap Id	Time	SE1	SP1	SE2	SP2	SE3	SP3	TSP	Lap Id	Time	SE1	SP1	SE2	SP2	SE3	SP3	TSP
<b>2 Proczyk, AUT(#1)</b>									<b>theoretical besttime: 1:34.988</b>								
1	0	2:36.190	1:36.564	101	31.576	169	28.050	153	6	0	<b>1:34.988</b>	<b>48.218</b>	<b>123</b>	<b>23.888</b>	<b>217</b>	<b>22.882</b>	<b>172</b>
2	0	1:52.140	58.299	112	27.393	171	26.448	162	7	0	1:35.307	48.381	122	23.991	219	22.935	170
3	0	1:43.864	54.204	117	25.132	213	24.528	167	8	0	1:45.429	50.365	120	24.480	216	30.584	48
4	0	1:50.298	52.173	106	26.501	210	31.624	48	9			3:00.878	114	25.203	209		
5	0	3:36.648	2:49.193	120	24.286	216	23.169	171									

<b>7 Halder, DEU(#1)</b>									<b>theoretical besttime: 1:34.796</b>								
1	0	2:16.586	1:22.825	117	26.944	162	26.817	166	6	0	1:47.225	52.546	119	24.549	213	30.130	57
2	0	1:46.758	51.533	118	24.786	216	30.439	46	7	0	4:31.463	3:43.336	115	25.074	216	23.053	171
3	0	4:58.738	4:06.965	75	28.128	182	23.645	<b>172</b>	8	0	1:50.861	53.413	112	26.096	187	31.352	43
4	0	<b>1:34.796</b>	<b>48.162</b>	<b>123</b>	<b>23.789</b>	<b>219</b>	<b>22.845</b>	171	9			4:25.573	72	28.695	162		
5	0	1:35.184	48.297	121	23.839	218	23.048	171									

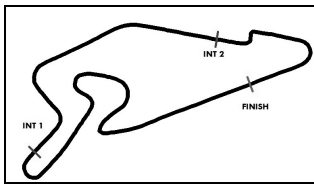
<b>8 Kircher, DEU(#1)</b>									<b>theoretical besttime: 1:34.778</b>								
1	0	2:03.494	1:07.211	100	29.652	151	26.631	167	7	0	5:45.533	4:57.872	119	24.284	216	23.377	170
2	0	1:49.176	52.029	114	25.622	204	31.525	55	8	0	1:35.991	48.891	121	23.968	217	23.132	171
3	0	4:02.780	3:09.282	95	29.876	214	23.622	171	9	0	1:35.953	48.664	117	24.141	217	23.148	168
4	0	<b>1:34.899</b>	<b>48.089</b>	<b>123</b>	23.872	219	<b>22.938</b>	<b>171</b>	10	0	1:36.059	48.781	120	24.240	216	23.038	168
5	0	1:35.081	48.093	122	<b>23.751</b>	<b>220</b>	23.237	171	11	0	1:44.009	48.925	118	24.232	216	30.852	58
6	0	1:42.442	48.238	120	23.969	215	30.235	59	12			7:11.417	102	28.700	153		

<b>13 Buri, FIN(#1)</b>									<b>theoretical besttime: 1:35.893</b>								
1	0	2:22.125	1:12.296	103	32.847	145	36.982	55	8	0	1:36.506	48.985	117	24.364	214	23.157	169
2	0	2:21.270	1:34.129	<b>122</b>	24.183	215	<b>22.958</b>	170	9	0	1:42.430	49.258	120	24.366	216	28.806	54
3	0	1:36.751	<b>48.809</b>	118	24.225	<b>216</b>	23.717	170	10	0	4:34.801	3:47.262	119	24.394	214	23.145	169
4	0	<b>1:36.146</b>	48.832	122	<b>24.126</b>	216	23.188	<b>170</b>	11	0	1:37.118	49.454	119	24.449	214	23.215	169
5	0	1:36.817	48.860	120	24.255	216	23.702	170	12	0	1:37.142	49.269	118	24.464	214	23.409	169
6	0	1:42.498	49.353	121	24.255	216	28.890	55	13			49.747	114	25.875	163		
7	0	6:31.037	5:43.123	119	24.381	215	23.533	168									

<b>19 Bäckman, SWE(#1)</b>									<b>theoretical besttime: 1:35.197</b>								
1	0	2:09.868	1:06.153	111	29.145	151	34.570	58	8	0	1:35.935	48.828	119	24.140	219	22.967	171
2	0	3:34.774	2:36.474	110	31.281	162	27.019	171	9	0	1:35.952	48.784	120	24.058	220	23.110	170
3	0	<b>1:35.351</b>	48.690	120	23.918	218	<b>22.743</b>	170	10	0	1:36.252	48.929	119	24.157	219	23.166	171
4	0	1:42.900	49.890	119	24.423	219	28.587	58	11	0	1:36.284	49.016	119	24.126	219	23.142	170
5	0	5:35.999	4:45.381	120	24.723	182	25.895	<b>172</b>	12	0	1:36.489	49.022	117	24.215	218	23.252	170
6	0	1:35.376	48.686	120	<b>23.908</b>	219	22.782	171	13	0	1:46.501	49.275	118	24.625	217	32.601	55
7	0	1:35.916	<b>48.546</b>	<b>121</b>	24.059	<b>220</b>	23.311	171	14			2:30.946	109	28.459	182		

<b>21 Ladniak, POL(#1)</b>									<b>theoretical besttime: 1:37.946</b>								
1	0	2:18.771	1:21.294	119	27.187	142	30.290	<b>169</b>	9	0	1:38.910	49.892	118	24.760	212	24.258	167
2	0	1:39.998	50.440	<b>120</b>	24.594	211	24.964	167	10	0	1:38.894	49.929	117	24.726	213	24.239	167
3	0	1:38.734	50.094	119	24.758	212	23.882	167	11	0	1:38.730	49.731	119	24.723	212	24.276	166
4	0	<b>1:38.385</b>	49.972	114	24.678	212	<b>23.735</b>	167	12	0	1:41.740	50.001	118	24.780	212	26.959	167
5	0	1:38.476	49.906	120	24.584	212	23.986	167	13	0	1:46.464	50.384	117	25.037	211	31.043	60
6	0	2:06.055	49.876	119	<b>24.558</b>	212	51.621	164	14	0	3:22.722	2:33.198	115	25.212	210	24.312	169
7	0	1:53.092	<b>49.653</b>	117	27.457	118	35.982	60	15	0	1:38.877	49.938	118	24.879	211	24.060	167
8	0	3:38.695	2:49.954	116	24.719	<b>213</b>	24.022	167	16			50.472	119	24.901	191		

<b>26 Bäckman, SWE(#1)</b>									<b>theoretical besttime: 1:34.946</b>								
1	0	2:08.114	1:04.363	114	28.607	178	35.144	58	8	0	1:36.137	48.844	121	24.182	219	23.111	173
2	0	3:56.756	3:05.199	115	25.865	184	25.692	171	9	0	1:36.106	48.744	118	24.105	219	23.257	171
3	0	1:35.434	48.689	120	23.917	217	<b>22.828</b>	<b>173</b>	10	0	1:36.077	48.821	120	24.149	219	23.107	172
4	0	1:36.408	48.448	119	<b>23.774</b>	<b>219</b>	24.186	172	11	0	1:36.408	48.879	117	24.247	218	23.282	172
5	0	1:45.397	48.982	118	24.172	218	32.243	58	12	0	1:36.837	49.443	120	24.211	218	23.183	172
6	0	6:32.698	5:44.076	119	24.426	216	24.196	172	13	0	1:36.777	49.074	117	24.373	217	23.330	172
7	0	<b>1:35.427</b>	<b>48.344</b>	<b>122</b>	24.074	217	23.009	172	14	0	1:36.625	49.318	117	24.259	219	23.048	173



# ADAC TCR Germany

## Sector List Free Practice 2

Provisional



Nürburgring, Length: 3629m

Air temperature: 24.93°C

Track temperature: 31.5°C

Weather condition: Dry

**DMSB** Reg. Nr.: R-11746/20

Friday, August 14, 2020 15:05:00

Lap Id	Time	SE1	SP1	SE2	SP2	SE3	SP3	TSP	Lap Id	Time	SE1	SP1	SE2	SP2	SE3	SP3	TSP
<b>51</b>	Salminen, FIN(#1)								<b>theoretical besttime: 1:36.059</b>								
1	0	2:24.765	1:13.954	112	31.816	142	38.995	48	8	0	3:30.282	2:40.365	119	25.533	198	24.384	170
2	0	4:05.831	3:05.603	118	24.996	187	35.232	48	9	0	1:36.877	48.842	122	24.585	214	23.450	170
3	0	3:38.064	2:49.042	120	25.256	212	23.766	170	10	0	<b>1:36.156</b>	<b>48.513</b>	<b>123</b>	24.355	216	<b>23.288</b>	<b>171</b>
4	0	1:36.815	48.902	121	24.521	214	23.392	170	11	0	1:37.037	49.003	117	24.378	215	23.656	170
5	0	1:36.860	48.908	120	24.367	214	23.585	170	12	0	1:45.665	48.861	121	24.388	214	32.416	51
6	0	1:37.714	49.074	120	<b>24.258</b>	216	24.382	170	13			5:22.843	108	28.195	163		
7	0	1:44.886	49.008	117	24.425	216	31.453	50									

<b>53</b>	Halder, DEU(#1)								<b>theoretical besttime: 1:35.016</b>								
1	0	2:17.606	1:24.939	117	26.469	152	26.198	168	5	0	1:35.477	48.588	122	23.767	218	<b>23.122</b>	<b>171</b>
2	0	1:47.223	51.170	120	24.674	193	31.379	51	6	0	1:44.729	49.354	120	24.712	182	30.663	58
3	0	4:58.233	4:06.395	116	27.725	177	24.113	<b>172</b>	7	0	4:01.137	2:59.968	90	28.054	157	33.115	49
4	0	<b>1:35.025</b>	<b>48.162</b>	<b>122</b>	<b>23.732</b>	<b>219</b>	23.131	171	8			7:14.980	116	26.164	171		

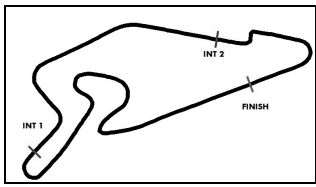
<b>55</b>	Fugel, DEU(#1)								<b>theoretical besttime: 1:35.589</b>								
1	0	2:32.452	1:31.323	102	32.638	104	28.491	119	6	0	1:36.307	48.779	120	24.207	214	23.321	169
2	0	2:03.692	59.954	106	28.628	173	35.110	58	7	0	1:45.080	49.437	123	24.178	215	31.465	58
3	0	3:53.018	3:05.468	119	24.062	213	23.488	<b>169</b>	8	0	3:02.613	2:06.877	120	24.091	215	31.645	58
4	0	<b>1:35.589</b>	<b>48.399</b>	121	<b>23.903</b>	<b>215</b>	<b>23.287</b>	168	9			6:10.579	116	24.422	213		
5	0	1:36.368	48.853	121	23.992	215	23.523	168									

<b>88</b>	Fugel, DEU(#1)								<b>theoretical besttime: 1:35.429</b>								
1	0	2:43.026	1:50.414	105	29.331	193	23.281	<b>171</b>	5	0	1:53.730	48.764	119	27.482	126	37.484	45
2	0	<b>1:35.450</b>	<b>48.388</b>	<b>123</b>	<b>23.999</b>	217	23.063	171	6	0	5:25.532	4:24.459	113	27.728	161	33.345	54
3	0	1:36.094	49.005	122	24.047	217	<b>23.042</b>	171	7			8:53.621	120	24.403	188		
4	0	1:37.035	48.577	121	24.057	<b>217</b>	24.401	171									

<b>92</b>	Tovilavicius, LTU(#1)								<b>theoretical besttime: 1:36.781</b>								
1	1	2:13.057	1:15.967	116	31.177	143	25.913	168	8	1	6:08.850	5:20.632	117	24.441	216	23.777	170
2	1	1:41.314	52.437	117	24.921	216	23.956	171	9	1	1:37.340	49.237	119	24.490	216	23.613	170
3	1	1:37.836	49.919	119	24.501	216	<b>23.416</b>	170	10	1	1:37.505	49.462	119	24.377	216	23.666	170
4	1	1:37.075	49.213	<b>121</b>	<b>24.250</b>	216	23.612	171	11	1	1:37.717	49.526	118	24.474	217	23.717	170
5	1	<b>1:36.991</b>	<b>49.115</b>	120	24.294	216	23.582	170	12	1	1:43.843	49.463	118	24.476	216	29.904	58
6	1	1:37.211	49.123	119	24.349	216	23.739	<b>171</b>	13	1	5:28.125	4:39.568	117	24.725	214	23.832	170
7	1	1:44.675	49.305	119	24.412	216	30.958	58									

<b>97</b>	Gruber, AUT(#1)								<b>theoretical besttime: 1:35.670</b>								
1	0	2:07.465	1:13.005	112	29.388	187	25.072	169	10	0	1:36.697	49.104	117	24.272	218	23.321	169
2	0	1:39.570	50.462	119	25.237	205	23.871	<b>171</b>	11	0	1:36.744	49.162	118	24.316	217	23.266	170
3	0	<b>1:35.696</b>	<b>48.748</b>	119	24.049	217	<b>22.899</b>	170	12	0	1:36.908	49.246	118	24.327	217	23.335	170
4	0	1:36.104	48.982	<b>120</b>	<b>24.023</b>	215	23.099	170	13	0	1:37.103	49.322	119	24.376	217	23.405	170
5	0	1:35.963	48.956	120	24.062	216	22.945	170	14	0	1:39.016	50.215	115	24.507	216	24.294	169
6	0	1:36.190	48.957	119	24.144	216	23.089	170	15	0	1:37.352	49.375	120	24.495	215	23.482	169
7	0	1:36.684	49.340	119	24.140	216	23.204	169	16	0	1:43.309	49.645	117	24.542	216	29.122	58
8	0	1:36.780	49.231	119	24.208	216	23.341	169	17			3:55.410	118	24.718	187		
9	0	1:37.244	49.194	119	24.573	216	23.477	170									

<b>98</b>	Seyffert, DEU(#1)								<b>theoretical besttime: 1:35.803</b>								
1	0	2:10.581	1:10.046	99	32.570	128	27.965	160	6	0	1:46.043	57.893	113	24.626	214	23.524	169
2	0	1:42.695	53.326	115	25.053	215	24.316	169	7	0	1:36.828	49.328	121	23.955	216	23.545	168
3	0	1:49.852	51.077	94	27.092	187	31.683	44	8	0	<b>1:36.270</b>	49.085	121	24.062	216	<b>23.123</b>	<b>170</b>
4	0	3:45.977	2:57.748	119	24.780	215	23.449	<b>171</b>	9	0	1:42.371	49.176	121	24.220	216	28.975	57
5	0	1:38.505	<b>48.779</b>	<b>122</b>	<b>23.901</b>	<b>217</b>	25.825	171	10			8:46.539	77	40.977	114		



# ADAC TCR Germany

## Sector List Free Practice 2

Provisional



Nürburgring, Length: 3629m

Air temperature: 24.93°C

Track temperature: 31.5°C

Weather condition: Dry

**DMSB** Reg. Nr.: R-11746/20

Friday, August 14, 2020 15:05:00

Lap Id	Time	SE1	SP1	SE2	SP2	SE3	SP3	TSP	Lap Id	Time	SE1	SP1	SE2	SP2	SE3	SP3	TSP
<b>105</b> Michelisz, HUN(#1)									<b>theoretical besttime: 1:35.052</b>								
1	0	2:05.817	1:10.830	117	28.465	165	26.522	170	5	0	1:41.606	48.390	122	27.951	162	25.265	171
2	0	1:52.833	51.101	116	26.509	147	35.223	58	6	0	<b>1:35.181</b>	<b>48.301</b>	<b>121</b>	24.068	216	<b>22.812</b>	<b>170</b>
3	0	3:03.549	2:11.195	114	25.888	172	26.466	<b>171</b>	7	0	1:56.949	55.400	109	26.288	181	35.261	58
4	0	1:35.336	48.378	<b>123</b>	<b>23.939</b>	<b>217</b>	23.019	171	8		1:26.088	105	27.646	179			