

Provisional

Result List

Stewards / Race Management

STEWARD	Harry Stüber
STEWARD	Claus Uebach
STEWARD	Manfred Schulte
RACE DIRECTOR	Christian Vormann
CLERK OF THE COURSE	Michael Bork
TECHNICAL DELEGATE	Tim Zessack
CHIEF TIMEKEEPER	Steffen Ruhl

Weather Start/Finish

AIR	23.6°C
TRACK	25.1°C
CONDITIONS	Dry
PRESSURE	945 hPa
AIR	24.0°C
TRACK	28.3°C
CONDITIONS	Dry
PRESSURE	945 hPa


Track Information

GREEN FLAG	13:55:00
CHEQUERED FLAG	14:55:01
SAFETY CAR PHASE	0
FULL COURSE YELLOW PHASE	0
TRACK NAME	Nürburgring
TRACK LENGTH	3629m
TURN COUNT	11
FASTEST LAP:	#48. TRE - 1:34.986

STARTED: 20 CLASSIFIED: 20 NOT CLASSIFIED: 0 DISQUALIFIED: 0

Nr.	Drivers	Team	Lap	Best Time	Gap	Diff	Kph	Day Time
Cl.	Car	Competitor						
1	48 J.Apotheloz(CHE)/L.Trefz(DEU) J Mercedes-AMG GT4	MANNFILTER - Team HTP-WINWARD(DEU) HTP-WINWARD Motorsport	5	1:34.986			137.5	14:04:24
2	2 M.Schrey(DEU)/G.Piana(ITA) BMW M4 GT4	Hofor Racing by Bonk Motorsport(CHE) Hofor Racing by Bonk Motorsport	3	1:35.458	0.472	0.472	136.8	13:59:57
3	3 C.Hürtgen(DEU)/S.von Gartzen(DEU) BMW M4 GT4	Hofor Racing by Bonk Motorsport(CHE) Hofor Racing by Bonk Motorsport	4	1:35.623	0.637	0.165	136.6	14:01:35
4	8 M.Suabo(DEU)/M.Dienst(DEU) T Mercedes-AMG GT4	DLV-Team Schuetz Motorsport(DEU) DLV-Team Schuetz Motorsport	3	1:35.725	0.739	0.102	136.4	14:07:18
5	23 C.Piro(DEU)/R.Falkenbach(DEU) J Ginetta G55 GT4	Team piro sports Caffè d Italia(DEU) Team piro sports Caffè d Italia	5	1:35.764	0.778	0.039	136.4	14:03:27
6	22 J.Kasperlik(DEU)/N.Möller-Madsen(DNK) Porsche Cayman 718 GT4 MR	Team Allied-Racing(DEU) Team Allied-Racing	10	1:35.967	0.981	0.203	136.1	14:12:33
7	69 P.Dörr(DEU)/F.Martin-Dye(GBR) J McLaren 570s GT4	Dörr Motorsport(DEU) Dörr Motorsport	4	1:36.093	1.107	0.126	135.9	14:02:23
8	26 T.Kieffer(LUX)/C.Kosch(LUX) T Porsche Cayman 718 GT4 MR	Team Allied-Racing(DEU) Team Allied-Racing	7	1:36.105	1.119	0.012	135.9	14:07:11
9	89 J.Krabec(DEU)/L.Marionek(DEU) T KTM X-Bow GT4	RTR projects(CZE) RTR projects	11	1:36.227	1.241	0.122	135.7	14:15:39
10	24 R.Kofler(AUT)/F.Janits(AUT) KTM X-BOW GT4 EVO	True Racing(AUT) True Racing	4	1:36.236	1.250	0.009	135.7	14:01:48
11	71 H.Sasse(DEU)/D.Schaak(DEU) J Audi R8 LMS GT4	T3-HRT-Motorsport(DEU) T3-HRT-Motorsport	14	1:36.353	1.367	0.117	135.5	14:20:21
12	4 J.Marschalkowski(DEU)/H.Still(DEU) J BMW M4 GT4	Team AVIA Sorg Rennsport(DEU) Team AVIA Sorg Rennsport	6	1:36.356	1.370	0.003	135.5	14:07:29
13	10 C.Dupre(DEU)/J.Erlbacher(AUT) J Mercedes-AMG GT4	Dupre Motorsport Engineering(DEU) Dupre Motorsport Engineering	7	1:36.426	1.440	0.070	135.4	14:11:00
14	59 P.Stalidzane(DEU)/A.Sizov(RUS) J McLaren 570s GT4	Dörr Motorsport(DEU) Dörr Motorsport	9	1:36.544	1.558	0.118	135.3	14:10:14
15	27 S.Grotstollen(DEU)/G.Braun(DEU) T BMW M4 GT4	team lillestoff(DEU) team lillestoff	4	1:36.706	1.720	0.162	135.0	14:02:00
16	9 T.Neumann(BUL)/J.Böltling(DEU) T Porsche Cayman 718 GT4 MR	DLV-Team Schuetz Motorsport(DEU) DLV-Team Schuetz Motorsport	16	1:36.833	1.847	0.127	134.9	14:25:29
17	5 C.Stingu(ROM)/D.Solombrino(DEU) Audi R8 LMS GT4	Hella Pagid - racing one(DEU) Hella Pagid - racing one	27	1:37.075	2.089	0.242	134.5	14:49:33
18	19 A.Tauscher(DEU)/K.Berwanger(DEU) J Porsche Cayman 718 GT4 MR	KÜS TEAM75 Bernhard(DEU) KÜS TEAM75 Bernhard	5	1:37.233	2.247	0.158	134.3	14:03:29
19	21 J.Sturm(DEU)/D.Fetzer(DEU) J Porsche Cayman 718 GT4 MR	Team Allied-Racing(DEU) Team Allied-Racing	18	1:37.592	2.606	0.359	133.8	14:34:26
20	14 J.Kreutzpointner(DEU)/A.Kreutzpointner(DEU) BMW M4 GT4	MRS GT-Racing(DEU) MRS GT-Racing	7	1:38.086	3.100	0.494	133.1	14:10:39

Subject to final scrutineering!



Provisional


Result List

Nr. Drivers	Team	Lap	Best Time	Gap	Diff	Kph	Day Time
Cl. Car	Competitor						

Publication time:

Clerk of the Course: Michael Bork

Timekeeper: Steffen Rühl



Provisional

Class Result List

Stewards / Race Management

STEWARD	Harry Stüber
STEWARD	Claus Uebach
STEWARD	Manfred Schulte
RACE DIRECTOR	Christian Vormann
CLERK OF THE COURSE	Michael Bork
TECHNICAL DELEGATE	Tim Zessack
CHIEF TIMEKEEPER	Steffen Ruhl

Weather Start/Finish

AIR	23.6°C
TRACK	25.1°C
CONDITIONS	Dry
PRESSURE	945 hPa
AIR	24.0°C
TRACK	28.3°C
CONDITIONS	Dry
PRESSURE	945 hPa

Track Information

GREEN FLAG	13:55:00
CHEQUERED FLAG	14:55:01
SAFETY CAR PHASE	0
FULL COURSE YELLOW PHASE	0
TRACK NAME	Nürburgring
TRACK LENGTH	3629m
TURN COUNT	11
FASTEST LAP:	#48. TRE - 1:34.986

STARTED: 20 CLASSIFIED: 20 NOT CLASSIFIED: 0 DISQUALIFIED: 0

Nr.	Drivers	Team	Lap	Best Time	Gap	Diff	Kph	Day Time
	Car	Competitor						

CLASS: Trophy

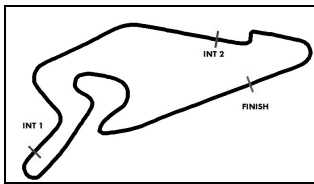
Started: 5	Classified: 5	Not Classified: 0						
1	8 M.Suabo(DEU)/M.Dienst(DEU) Mercedes-AMG GT4	DLV-Team Schuetz Motorsport(DEU) DLV-Team Schuetz Motorsport	3	1:35.725			136.4	14:07:18
2	26 T.Kieffer(LUX)/C.Kosch(LUX) Porsche Cayman 718 GT4 MR	Team Allied-Racing(DEU) Team Allied-Racing	7	1:36.105	0.380	0.380	135.9	14:07:11
3	89 J.Krabec(DEU)/L.Marionek(DEU) KTM X-Bow GT4	RTR projects(CZE) RTR projects	11	1:36.227	0.502	0.122	135.7	14:15:39
4	27 S.Grotstollen(DEU)/G.Braun(DEU) BMW M4 GT4	team lillestoff(DEU) team lillestoff	4	1:36.706	0.981	0.479	135.0	14:02:00
5	9 T.Neumann(BUL)/J.Böling(DEU) Porsche Cayman 718 GT4 MR	DLV-Team Schuetz Motorsport(DEU) DLV-Team Schuetz Motorsport	16	1:36.833	1.108	0.127	134.9	14:25:29

CLASS: Junior

Started: 9	Classified: 9	Not Classified: 0						
1	48 J.Apotheloz(CHE)/L.Trefz(DEU) Mercedes-AMG GT4	MANNFILTER - Team HTP-WINWARD(DEU) HTP-WINWARD Motorsport	5	1:34.986			137.5	14:04:24
2	23 C.Piro(DEU)/R.Falkenbach(DEU) Ginetta G55 GT4	Team piro sports Caffè d Italia(DEU) Team piro sports Caffè d Italia	5	1:35.764	0.778	0.778	136.4	14:03:27
3	69 P.Dörr(DEU)/F.Martin-Dye(GBR) McLaren 570s GT4	Dörr Motorsport(DEU) Dörr Motorsport	4	1:36.093	1.107	0.329	135.9	14:02:23
4	71 H.Sasse(DEU)/D.Schaak(DEU) Audi R8 LMS GT4	T3-HRT-Motorsport(DEU) T3-HRT-Motorsport	14	1:36.353	1.367	0.260	135.5	14:20:21
5	4 J.Marschalkowski(DEU)/H.Still(DEU) BMW M4 GT4	Team AVIA Sorg Rennsport(DEU) Team AVIA Sorg Rennsport	6	1:36.356	1.370	0.003	135.5	14:07:29
6	10 C.Dupre(DEU)/J.Erlbacher(AUT) Mercedes-AMG GT4	Dupre Motorsport Engineering(DEU) Dupre Motorsport Engineering	7	1:36.426	1.440	0.070	135.4	14:11:00
7	59 P.Stalidzane(DEU)/A.Sizov(RUS) McLaren 570s GT4	Dörr Motorsport(DEU) Dörr Motorsport	9	1:36.544	1.558	0.118	135.3	14:10:14
8	19 A.Tauscher(DEU)/K.Berwanger(DEU) Porsche Cayman 718 GT4 MR	KÜS TEAM75 Bernhard(DEU) KÜS TEAM75 Bernhard	5	1:37.233	2.247	0.689	134.3	14:03:29
9	21 J.Sturm(DEU)/D.Fetzer(DEU) Porsche Cayman 718 GT4 MR	Team Allied-Racing(DEU) Team Allied-Racing	18	1:37.592	2.606	0.359	133.8	14:34:26

Subject to final scrutineering!

Publication time:	Clerk of the Course: Michael Bork	Timekeeper: Steffen Ruhl
-------------------	-----------------------------------	--------------------------



ADAC GT4 Germany

Sector List Free Practice 2

Provisional



Nürburgring, Length: 3629m

Air temperature: 24.01°C

Track temperature: 28.7°C

Weather condition: Dry

DMSB Reg. Nr.: R-11746/20

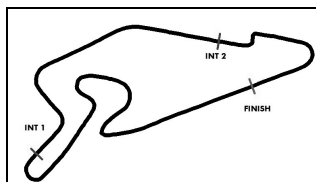
Friday, August 14, 2020 13:55:00

Lap	Id	Time	SE1	SP1	SE2	SP2	SE3	SP3	TSP	Lap	Id	Time	SE1	SP1	SE2	SP2	SE3	SP3	TSP
2 Schrey, DEU(#1) / Piana, ITA(#2)										theoretical besttime: 1:35.458									
1	2	1:45.831	57.236	118	24.563	219	24.032	170		14	1	1:36.653	49.021	120	24.390	221	23.242	171	
2	2	1:36.076	48.767	120	24.265	220	23.044	172		15	1	1:41.073	49.003	115	24.453	221	27.617	53	
3	2	1:35.458	48.387	120	24.156	220	22.915	171		16	2	3:11.398	2:18.382	119	24.318	223	28.698	57	
4	2	1:35.828	48.560	120	24.222	221	23.046	171		17	2	3:09.436	2:18.028	121	24.243	223	27.165	56	
5	2	1:40.034	48.623	120	24.156	221	27.255	55		18	2	4:38.009	3:50.167	119	24.282	222	23.560	171	
6	1	8:45.308	7:56.612	116	24.877	219	23.819	172		19	2	1:36.285	48.745	120	24.313	221	23.227	172	
7	1	1:36.448	48.668	119	24.354	219	23.426	171		20	2	1:46.364	48.981	120	25.667	193	31.716	55	
8	1	1:36.805	48.975	120	24.291	220	23.539	170		21	2	5:57.696	5:10.005	118	24.297	224	23.394	173	
9	1	1:37.030	48.953	119	24.340	220	23.737	170		22	2	1:37.414	49.345	118	24.278	225	23.791	171	
10	1	1:36.826	49.010	119	24.324	221	23.492	170		23	2	1:36.753	49.140	118	24.354	223	23.259	171	
11	1	1:41.248	48.990	118	24.350	220	27.908	56		24	2	1:36.529	49.039	118	24.259	223	23.231	171	
12	1	3:09.596	2:21.357	116	24.442	223	23.797	172		25	2	1:36.778	48.974	118	24.348	223	23.456	171	
13	1	1:36.625	48.873	120	24.371	222	23.381	171		26	2	1:36.711	49.062	118	24.313	224	23.336	171	

3 Hürtgen, DEU(#1) / von Gartzen, DEU(#2)										theoretical besttime: 1:35.543									
1	1	1:47.142	58.590	118	24.474	220	24.078	172		10	2	1:41.653	49.007	117	24.414	221	28.232	58	
2	1	1:35.884	48.624	121	24.104	224	23.156	172		11	2	3:19.689	2:25.380	118	24.254	223	30.055	50	
3	1	1:36.010	48.434	119	24.109	222	23.467	171		12	1	12:01.140	11:04.125	107	29.500	162	27.515	139	
4	1	1:35.623	48.388	119	23.999	223	23.236	171		13	1	1:51.681	57.672	108	26.040	192	27.969	166	
5	1	1:40.581	48.720	119	24.114	223	27.747	56		14	1	1:52.618	57.440	104	28.110	156	27.068	164	
6	2	3:50.199	3:02.354	119	24.483	221	23.362	171		15	1	1:58.060	55.137	96	28.196	183	34.727	56	
7	2	1:37.000	49.176	120	24.286	220	23.538	172		16	1	3:17.985	2:23.689	114	25.101	217	29.195	56	
8	2	1:36.632	48.896	118	24.206	222	23.530	171		17			21:03.750	92	30.623	154			
9	2	1:36.761	48.886	118	24.346	222	23.529	171											

4 Marschalkowski, DEU(#1) / Still, DEU(#2)										theoretical besttime: 1:36.340									
1	2	2:27.195	1:17.908	101	31.785	161	37.502	43		17	2	1:37.353	49.545	117	24.417	221	23.391	171	
2	2	2:31.147	1:28.954	114	26.365	197	35.828	43		18	2	1:37.178	49.420	119	24.357	221	23.401	170	
3	2	2:40.213	1:42.378	112	28.839	99	28.996	168		19	2	1:41.641	49.736	116	24.491	220	27.414	59	
4	2	1:37.545	49.526	116	24.475	218	23.544	169		20	1	3:09.059	2:20.653	118	24.662	219	23.744	170	
5	2	1:36.856	49.127	120	24.393	218	23.336	170		21	1	1:37.815	49.599	118	24.610	219	23.606	170	
6	2	1:36.356	48.765	117	24.373	219	23.218	170		22	1	1:37.895	49.316	116	24.481	220	24.098	169	
7	2	1:36.816	48.956	118	24.365	219	23.495	170		23	1	1:37.949	49.769	115	24.499	221	23.681	169	
8	2	1:36.572	48.872	119	24.388	220	23.312	170		24	1	1:37.523	49.442	120	24.536	220	23.545	170	
9	2	1:41.592	49.122	118	24.601	219	27.869	55		25	1	2:06.738	49.305	117	36.280	79	41.153	59	
10	1	3:08.648	2:20.289	117	24.775	219	23.584	170		26	2	4:36.611	3:48.268	116	24.682	219	23.661	170	
11	1	1:37.445	49.241	120	24.465	220	23.739	170		27	2	1:38.788	49.692	116	24.511	220	24.585	172	
12	1	1:42.930	49.344	119	26.730	129	26.856	169		28	2	1:38.618	50.253	117	24.577	222	23.788	170	
13	1	1:37.525	49.453	118	24.450	220	23.622	169		29	2	1:37.518	49.692	118	24.430	221	23.396	171	
14	1	1:37.127	49.155	118	24.454	220	23.518	169		30	2	1:38.569	49.777	116	24.448	223	24.344	171	
15	1	1:41.325	49.499	117	24.447	220	27.379	61		31	2	1:37.733	49.751	114	24.557	221	23.425	170	
16	2	3:10.167	2:21.058	117	24.656	220	24.453	171											

5 Stingu, ROM(#1) / Solombrino, DEU(#2)										theoretical besttime: 1:37.075									
1	1	2:16.957	1:12.990	101	33.620	139	30.347	157		17	1	1:40.739	51.118	119	25.334	214	24.287	166	
2	1	1:55.367	59.072	112	28.465	186	27.830	162		18	1	1:40.319	50.905	113	25.211	216	24.203	168	
3	1	1:52.377	56.421	112	27.551	205	28.405	162		19	1	1:45.404	53.485	116	26.189	196	25.730	166	
4	1	1:46.837	54.912	112	26.758	210	25.167	167		20	1	1:42.995	52.446	116	25.600	216	24.949	167	
5	1	1:44.230	52.290	115	26.861	213	25.079	166		21	1	1:41.150	50.942	117	25.562	215	24.646	167	
6	1	1:42.236	51.481	116	26.025	213	24.730	166		22	1	1:47.570	51.370	117	25.506	214	30.694	54	
7	1	1:41.235	51.498	116	25.470	213	24.267	167		23	2	3:46.970	2:58.109	118	24.830	213	24.031	166	
8	1	1:39.528	50.306	118	25.118	214	24.104	169		24	2	1:38.319	49.861	121	24.851	216	23.607	169	
9	1	1:40.961	50.946	110	25.495	215	24.520	167		25	2	2:09.298	50.832	121	33.618	88	44.848	58	
10	1	1:48.258	51.226	118	25.668	212	31.364	53		26	2	4:17.021	3:28.431	119	24.803	215	23.787	168	
11	1	4:12.977	3:22.414	103	25.738	214	24.825	164		27	2	1:37.075	49.127	120	24.461	217	23.487	168	
12	1	1:41.397	51.387	116	25.690	213	24.320	166		28	2	1:38.010	49.833	122	24.678	218	23.499	168	
13	1	1:40.953	51.022	118	25.531	214	24.400	167		29	2	1:37.448	49.136	121	24.496	217	23.816	166	
14	1	1:41.091	51.394	117	25.519	215	24.178	167		30	2	1:37.764	49.521		24.755	216	23.488	167	
15	1	1:41.097	51.278	116	25.569	214	24.250	168		31	2	1:38.722	49.492	118	24.588	216	24.642	167	
16	1	1:40.906	51.125	117	25.516	215	24.265	167											



ADAC GT4 Germany

Sector List Free Practice 2

Provisional



Nürburgring, Length: 3629m

Air temperature: 24.01°C

Track temperature: 28.7°C

Weather condition: Dry

DMSB Reg. Nr.: R-11746/20

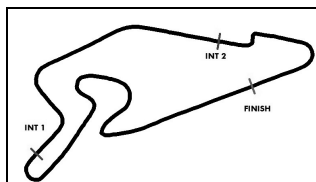
Friday, August 14, 2020 13:55:00

Lap Id	Time	SE1	SP1	SE2	SP2	SE3	SP3	TSP	Lap Id	Time	SE1	SP1	SE2	SP2	SE3	SP3	TSP
8 Suabo, DEU(#1) / Dienst, DEU(#2)									theoretical besttime: 1:35.518								
1	2	9:06.000	8:12.871	61	27.985	177	25.144	168	13	1	1:38.204	49.551	116	24.841	216	23.812	167
2	2	1:36.761	48.548	121	24.397	216	23.816	167	14	1	1:38.850	49.782	121	24.741	213	24.327	168
3	2	1:35.725	48.348	122	24.293	216	23.084	168	15	1	1:38.091	49.330	120	24.661	216	24.100	168
4	2	1:39.930	48.256	123	24.178	216	27.496	57	16	1	1:44.329	49.621	119	24.632	217	30.076	58
5	1	3:12.800	2:22.532	115	25.737	212	24.531	165	17	1	10:36.527	9:47.307	117	25.088	212	24.132	166
6	1	1:38.862	49.928	120	24.916	215	24.018	166	18	1	1:40.066	50.121	121	25.315	207	24.630	165
7	1	1:39.113	49.772	120	24.823	216	24.518	166	19	1	2:40.967	1:08.972	67	48.587	67	43.408	58
8	1	1:39.474	50.438	119	24.813	216	24.223	168	20	1	3:11.874	2:22.319	118	25.346	213	24.209	167
9	1	1:38.100	49.502	121	24.719	217	23.879	168	21	1	1:39.268	49.825	120	24.688	216	24.755	167
10	1	1:37.925	49.552	122	24.621	216	23.752	168	22	1	1:38.664	49.614	113	24.887	217	24.163	168
11	1	1:37.450	49.026	122	24.484	217	23.940	168	23	1	1:38.638	49.720	121	24.753	216	24.165	167
12	1	1:38.036	49.462	120	24.625	216	23.949	168	24	1	1:38.066	49.445	122	24.744	216	23.877	168

9 Neumann, BUL(#1) / Bölting, DEU(#2)									theoretical besttime: 1:36.527								
1	1	2:19.534	1:19.725	95	32.237	125	27.572	167	16	1	1:36.833	49.134	121	24.181	225	23.518	170
2	1	1:41.803	53.085	119	24.749	220	23.969	170	17	1	1:44.717	49.306	119	25.221	167	30.190	59
3	1	1:41.279	52.222	117	25.245	218	23.812	169	18	2	3:35.317	2:46.698	118	24.835	221	23.784	169
4	1	1:39.724	49.559	119	24.686	222	25.479	169	19	2	1:37.852	49.634	118	24.476	222	23.742	168
5	1	1:37.749	49.605	119	24.513	223	23.631	170	20	2	1:38.631	49.815	121	24.600	221	24.216	165
6	1	1:41.012	49.162	120	24.228	225	27.622	56	21	2	1:38.896	50.535	119	24.580	222	23.781	169
7	2	3:23.063	2:34.291	115	24.886	220	23.886	170	22	2	1:38.657	50.265	118	24.605	224	23.787	171
8	2	1:37.789	49.210	118	24.617	222	23.962	169	23	2	1:49.663	50.195	115	26.241	180	33.227	66
9	2	1:38.994	50.434	109	24.698	222	23.862	170	24	2	3:17.422	2:26.826	119	25.682	168	24.914	169
10	2	1:38.105	49.557	120	24.519	222	24.029	168	25	1	2:42.007	1:07.272	76	49.587	78	45.148	50
11	2	1:37.596	49.700	118	24.328	224	23.568	170	26	1	4:16.172	3:27.456	116	24.991	219	23.725	169
12	2	1:43.797	50.269	119	24.715	220	28.813	75	27	1	1:37.887	49.539	113	24.639	223	23.709	169
13	1	3:17.145	2:28.605	117	24.741	222	23.799	169	28	1	1:37.809	49.322	121	24.438	224	24.049	170
14	1	1:37.527	49.727	119	24.401	223	23.399	170	29	1	1:37.032	49.259	119	24.224	224	23.549	170
15	1	1:36.834	48.947	120	24.201	225	23.686	170	30	1	1:38.105	49.398	120	24.515	224	24.192	170

10 Dupre, DEU(#1) / Erlbacher, AUT(#2)									theoretical besttime: 1:36.262								
1	1	2:22.010	1:26.855	116	28.110	160	27.045	166	14	1	4:12.760	3:24.715	116	24.530	217	23.515	168
2	1	1:39.761	51.226	119	24.810	217	23.725	168	15	1	1:37.879	49.604	118	24.444	218	23.831	169
3	1	1:37.598	49.771	121	24.435	217	23.392	168	16	1	1:37.272	49.194	121	24.459	218	23.619	168
4	1	1:36.678	49.214	119	24.266	218	23.198	168	17	1	1:43.150	49.582	120	24.328	218	29.240	57
5	1	1:40.377	49.116	118	24.310	218	26.951	57	18	2	6:05.955	5:16.959	120	25.208	216	23.788	168
6	1	5:27.444	4:39.370	116	24.472	216	23.602	168	19	2	1:38.833	50.166	119	24.891	219	23.776	169
7	1	1:36.426	48.844	119	24.272	218	23.310	166	20	2	1:42.725	50.022	117	24.652	217	28.051	70
8	1	1:36.881	49.181	121	24.220	217	23.480	168	21	2	3:13.180	1:23.494	77	53.135	59	56.551	42
9	1	1:40.948	49.110	120	24.396	217	27.442	58	22	2	2:36.399	1:47.715	116	24.892	216	23.792	167
10	1	5:03.680	4:15.695	121	24.370	216	23.615	166	23	2	1:38.814	50.110	118	24.929	217	23.775	168
11	1	1:37.100	49.239	120	24.377	216	23.484	168	24	2	1:37.873	49.772	118	24.549	219	23.552	168
12	1	1:37.160	49.088	118	24.331	218	23.741	167	25	2	1:37.498	49.478	120	24.433	219	23.587	168
13	1	1:40.339	49.149	121	24.351	217	26.839	58	26	2	1:37.615	49.317	119	24.634	218	23.664	168

14 Kreuzpointner, DEU(#1) / Kreuzpointner, DEU(#2)									theoretical besttime: 1:37.864								
1	3	2:30.978	1:31.336	114	28.081	184	31.561	60	12	2	1:40.787	51.876	119	24.770	222	24.141	172
2	3	3:18.002	2:23.690	116	25.679	221	28.633	58	13	2	1:39.292	50.291	121	24.671	222	24.330	170
3	3	3:14.968	2:20.951	119	29.156	210	24.861	168	14	2	1:39.779	50.555	120	24.817	223	24.407	170
4	3	1:39.359	49.702	119	24.706	219	24.951	171	15	2	1:38.884	49.894	118	24.761	222	24.229	171
5	3	1:38.240	49.599	116	24.654	221	23.987	169	16	2	1:38.686	49.841	120	24.640	222	24.205	171
6	3	1:39.205	50.641	119	24.633	222	23.931	170	17	2	1:39.985	50.248	117	24.940	222	24.797	170
7	3	1:38.086	49.313	119	24.620	221	24.153	170	18	2	1:41.371	50.527	119	25.161	222	25.683	169
8	3	1:38.705	49.711	120	24.835	220	24.159	170	19	2	1:47.139	50.283	120	24.827	210	32.029	55
9	3	2:06.191	49.545	119	24.660	220	51.986	60	20	2	7:01.529	6:01.410	112	27.060	206	33.059	46
10	3	2:16.857	1:22.619	116	24.915	221	29.323	59	21								
11	2	3:15.514	2:25.604	115	25.282	220	24.628	171									



ADAC GT4 Germany

Sector List Free Practice 2

Provisional



Nürburgring, Length: 3629m

Air temperature: 24.01°C

Track temperature: 28.7°C

Weather condition: Dry

DMSB Reg. Nr.: R-11746/20

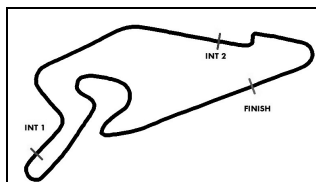
Friday, August 14, 2020 13:55:00

Lap Id	Time	SE1	SP1	SE2	SP2	SE3	SP3	TSP	Lap Id	Time	SE1	SP1	SE2	SP2	SE3	SP3	TSP
19 Tauscher, DEU(#1) / Berwanger, DEU(#2)									theoretical besttime:								
1	0	1:55.775				1:55.775			12	0	1:37.738						
2	0	1:40.283							13	0	1:37.849						
3	0	1:38.274							14	0	1:37.481						
4	0	1:37.835							15	0	4:51.589						
5	0	1:37.233							16	0	1:37.797						
6	0	1:37.697							17	0	1:37.348						
7	0	1:37.547							18	0	4:52.637						
8	0	5:16.843							19	0	1:37.372						
9	0	1:37.811							20	0	1:37.456						
10	0	1:39.763							21	0	1:37.332						
11	0	1:37.284															

Lap Id	Time	SE1	SP1	SE2	SP2	SE3	SP3	TSP	Lap Id	Time	SE1	SP1	SE2	SP2	SE3	SP3	TSP
21 Sturm, DEU(#1) / Fetzer, DEU(#2)									theoretical besttime: 1:36.772								
1	2	2:25.372	1:23.093	110	31.989	122	30.290	153	15	1	1:41.653	49.734	118	24.619	217	27.300	58
2	2	1:48.541	56.421	118	26.239	167	25.881	148	16	1	3:10.971	2:21.660	119	24.688	220	24.623	168
3	2	1:50.686	55.120	117	26.410	174	29.156	142	17	1	1:37.989	49.598	117	24.599	221	23.792	170
4	2	1:48.959	56.590	119	27.097	165	25.272	167	18	2	1:37.592	49.397	120	24.608	221	23.587	170
5	2	1:43.599	50.573	121	25.179	218	27.847	57	19	2	1:38.165	49.759	118	24.428	221	23.978	168
6	2	6:54.485	5:59.055	118	27.903	161	27.527	165	20	2	1:42.238	49.798	119	24.455	220	27.985	59
7	2	1:42.255	52.303	119	25.439	212	24.513	168	21	1	3:09.674	2:21.174	119	24.466	222	24.034	169
8	2	1:38.772	50.214	121	24.417	220	24.141	168	22	1	1:38.069	49.010	120	25.163	201	23.896	168
9	2	1:40.731	50.981	120	24.432	220	25.318	165	23	1	2:40.663	1:09.691	75	48.256	70	42.716	54
10	2	1:41.121	49.400	119	24.254	223	27.467	59	24	1	3:04.680	2:16.888	120	24.284	223	23.508	169
11	2	3:09.403	2:20.549	118	25.203	216	23.651	165	25	1	1:37.832	49.291	120	24.459	223	24.082	167
12	1	1:38.055	49.794	117	24.571	218	23.690	165	26	1	1:37.676	49.045	120	25.045	219	23.586	169
13	1	1:37.941	49.808	119	24.495	218	23.638	165	27	1	1:41.031	49.466	117	24.367	223	27.198	58
14	1	1:38.350	49.748	118	24.721	216	23.881	165	28			5:30.951	98	29.754	159		

Lap Id	Time	SE1	SP1	SE2	SP2	SE3	SP3	TSP	Lap Id	Time	SE1	SP1	SE2	SP2	SE3	SP3	TSP
22 Kasperlik, DEU(#1) / Möller-Madsen, DNK(#2)									theoretical besttime: 1:35.815								
1	0	2:37.021	1:36.431	102	31.728	175	28.862	145	15	0	1:36.144	48.536	121	24.154	222	23.454	170
2	0	1:44.919	54.738	118	24.830	207	25.351	165	16	0	1:39.659	51.231	112	24.798	221	23.630	170
3	0	1:40.663	49.661	119	24.878	205	26.124	166	17	0	1:42.248	48.660	120	25.102	204	28.486	51
4	0	1:39.211	50.658	121	24.361	220	24.192	169	18	0	3:13.634	2:26.185	121	24.323	221	23.126	169
5	0	1:36.469	48.695	121	24.332	220	23.442	168	19	0	1:36.035	48.631	119	24.153	222	23.251	170
6	0	1:49.333	55.333	106	29.889	159	24.111	168	20	0	1:36.277	48.756	117	24.189	222	23.332	169
7	0	1:36.030	48.584	118	24.260	221	23.186	168	21	0	1:36.270	48.786	121	24.192	222	23.292	170
8	0	1:36.282	48.696	119	24.154	220	23.432	169	22	0	1:36.122	48.639	116	24.189	222	23.294	169
9	0	1:36.694	48.967	118	24.254	222	23.473	169	23	0	1:40.954	48.727	116	24.326	221	27.901	50
10	0	1:35.967	48.548	120	24.255	221	23.164	169	24	0	5:45.789	4:57.923	119	24.388	221	23.478	167
11	0	1:54.926	54.257	102	26.915	183	33.754	55	25	0	1:37.397	49.186	114	24.587	220	23.624	168
12	0	8:10.657	7:16.959	116	27.622	169	26.076	167	26	0	1:37.283	49.173	117	24.471	221	23.639	167
13	0	1:41.065	52.485	119	24.889	220	23.691	170	27	0	1:43.003	49.527	118	24.554	218	28.922	57
14	0	1:38.336	49.702	120	24.531	222	24.103	170	28			5:38.327	100	34.890	117		

Lap Id	Time	SE1	SP1	SE2	SP2	SE3	SP3	TSP	Lap Id	Time	SE1	SP1	SE2	SP2	SE3	SP3	TSP
23 Piro, DEU(#1) / Falkenbach, DEU(#2)									theoretical besttime: 1:35.746								
1	1	1:52.951	1:00.511	115	26.813	158	25.627	151	12	2	1:38.081	50.010	119	24.498	210	23.573	165
2	1	1:45.106	54.072	113	25.631	209	25.403	166	13	2	1:37.732	49.553	117	24.361	210	23.818	165
3	1	1:36.673	49.160	119	24.251	210	23.262	166	14	2	1:37.449	49.346	120	24.337	210	23.766	166
4	1	1:36.105	48.787	120	24.187	211	23.131	166	15	2	1:37.426	49.489	120	24.292	210	23.645	165
5	1	1:35.764	48.558	119	24.057	210	23.149	167	16	2	1:37.498	49.470	119	24.426	210	23.602	166
6	1	1:36.132	48.697	119	24.200	210	23.235	166	17	2	1:37.341	49.327	119	24.382	211	23.632	164
7	1	1:36.392	48.869	119	24.278	210	23.245	166	18	2	1:37.715	49.521	118	24.534	209	23.660	165
8	1	1:37.044	49.324	119	24.261	210	23.459	166	19	2	1:37.777	49.719	120	24.503	210	23.555	165
9	1	1:36.653	49.054	119	24.270	210	23.329	166	20	2	1:45.511	51.987	119	25.235	209	28.289	56
10	1	1:41.614	48.978	118	24.288	211	28.348	65	21	2	3:12.432	2:19.042	118	24.848	211	28.542	57
11	1	3:10.496	2:19.830	119	24.596	209	26.070	165	22			26:06.100	101	28.828	157		



ADAC GT4 Germany

Sector List Free Practice 2

Provisional



Nürburgring, Length: 3629m

Air temperature: 24.01°C

Track temperature: 28.7°C

Weather condition: Dry

DMSB Reg. Nr.: R-11746/20

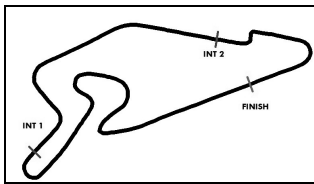
Friday, August 14, 2020 13:55:00

Lap Id	Time	SE1	SP1	SE2	SP2	SE3	SP3	TSP	Lap Id	Time	SE1	SP1	SE2	SP2	SE3	SP3	TSP
24 Kofler, AUT(#1) / Janits, AUT(#2)									theoretical besttime: 1:36.061								
1	1	1:54.269	1:02.363	106	26.301	166	25.605	164	14	1	4:23.751	3:32.571	117	26.785	190	24.395	165
2	1	1:40.076	50.922	118	24.902	207	24.252	166	15	1	1:36.246	48.651	119	24.375	212	23.220	166
3	1	1:36.939	49.119	118	24.449	211	23.371	165	16	1	1:41.291	48.700	117	24.619	213	27.972	48
4	1	1:36.236	48.618	120	24.295	211	23.323	165	17	2	3:08.461	2:20.060	118	24.449	213	23.952	164
5	1	1:36.857	48.989	117	24.379	212	23.489	165	18	2	1:38.170	50.004	119	24.379	213	23.787	165
6	1	1:50.363	52.129	117	25.616	188	32.618	48	19	2	1:37.690	49.731	118	24.410	213	23.549	166
7	1	10:00.630	9:06.613	103	29.146	170	24.871	165	20	2	1:38.874	49.381	118	25.619	193	23.874	165
8	1	1:36.503	48.737	118	24.440	212	23.326	165	21	2	3:08.695	1:15.307	58	1:04.018	58	49.370	48
9	1	1:41.628	48.693	118	24.316	213	28.619	48	22	2	3:08.978	2:20.835	118	24.462	212	23.681	166
10	1	3:30.745	2:42.850	118	24.523	211	23.372	165	23	2	1:37.181	49.293	117	24.477	213	23.411	166
11	1	1:38.221	48.546	118	25.371	211	24.304	166	24	2	1:37.107	49.256	119	24.409	213	23.442	166
12	1	1:36.357	48.610	117	24.402	213	23.345	165	25	2	1:37.034	49.360	120	24.386	213	23.288	166
13	1	1:43.419	49.749	118	24.761	211	28.909	48	26								

26 Kieffer, LUX(#1) / Kosch, LUX(#2)									theoretical besttime: 1:36.069								
1	1	2:23.271	1:21.511	103	31.997	115	29.763	167	15	2	1:41.130	49.186	118	24.409	222	27.535	58
2	1	1:42.708	50.545	118	27.438	149	24.725	168	16	1	3:28.300	2:40.000	119	24.706	221	23.594	167
3	1	1:37.173	48.995	122	24.428	221	23.750	168	17	1	1:37.369	49.363	118	24.528	221	23.478	170
4	1	1:38.579	49.398	118	24.550	222	24.631	167	18	1	1:37.357	49.266	119	24.379	222	23.712	168
5	1	1:37.246	49.010	119	24.414	220	23.822	168	19	1	1:37.160	49.285	119	24.478	222	23.397	168
6	1	1:36.290	48.864	120	24.157	220	23.269	170	20	1	1:37.315	49.355	120	24.463	222	23.497	167
7	1	1:36.105	48.745	119	24.193	221	23.167	169	21	1	1:41.867	49.612	120	24.519	220	27.736	58
8	1	1:36.821	49.124	119	24.308	220	23.389	167	22	2	3:11.944	2:23.538	116	24.565	221	23.841	167
9	1	1:42.098	49.679	117	24.612	219	27.807	58	23	2	1:38.296	50.067	115	24.504	220	23.725	168
10	2	3:10.377	2:22.090	118	24.565	220	23.722	167	24	2	1:38.686	49.953	117	25.062	220	23.671	167
11	2	1:42.395	52.406	115	25.802	219	24.187	169	25	2	1:41.555	49.503	121	24.504	220	27.548	58
12	2	1:37.188	49.580	120	24.255	221	23.353	168	26	1	6:17.221	5:24.810	118	24.657	220	27.754	58
13	2	1:36.511	48.998	120	24.229	221	23.284	168	27	1	3:15.300	2:19.443	118	24.740	219	31.117	58
14	2	1:37.074	49.126	119	24.518	220	23.430	168	28								

27 Grotstollen, DEU(#1) / Braun, DEU(#2)									theoretical besttime: 1:36.587								
1	1	2:06.685	1:10.050	117	30.493	162	26.142	142	18	2	3:07.891	2:19.654	118	24.376	224	23.861	172
2	1	1:39.469	50.932	116	24.771	215	23.766	170	19	2	1:38.066	49.474	118	24.448	221	24.144	169
3	1	1:36.903	48.986	119	24.341	219	23.576	170	20	2	1:38.325	50.143	120	24.437	221	23.745	172
4	1	1:36.706	48.963	117	24.258	220	23.485	170	21	2	1:39.221	50.104	119	24.894	207	24.223	170
5	1	1:37.343	48.996	120	24.618	219	23.729	170	22	2	1:39.119	50.368	113	24.672	221	24.079	172
6	1	1:37.211	49.255	118	24.216	220	23.740	170	23	2	1:38.752	50.292	120	24.536	222	23.924	172
7	1	1:37.364	49.085	118	24.612	220	23.667	171	24	2	1:38.687	49.942	117	24.516	223	24.229	172
8	1	1:37.076	49.015	111	24.375	220	23.686	168	25	2	1:39.187	50.615	117	24.516	221	24.056	171
9	1	1:37.352	49.233	116	24.394	220	23.725	170	26	2	1:38.706	50.234	119	24.366	222	24.106	164
10	1	1:37.043	49.038	115	24.390	220	23.615	171	27	2	1:40.500	51.985	117	24.495	224	24.020	174
11	1	1:37.620	49.685	117	24.188	222	23.747	170	28	2	1:38.864	49.650	117	24.530	208	24.684	125
12	1	1:37.659	49.534	118	24.281	221	23.844	171	29	2	3:14.008	1:23.727	84	54.965	59	55.316	38
13	1	1:37.302	49.247	121	24.139	223	23.916	173	30	2	2:24.200	1:34.633	113	25.056	219	24.511	168
14	1	1:37.080	49.238	119	24.213	221	23.629	169	31	2	1:39.447	50.478	119	24.743	219	24.226	171
15	1	1:37.955	49.909	119	24.255	221	23.791	171	32	2	1:39.410	50.779	117	24.569	222	24.062	173
16	1	1:38.449	49.418	120	24.444	221	24.587	171	33	2	1:38.625	50.075	116	24.478	222	24.072	172
17	1	1:42.346	49.680	119	24.178	223	28.488	57	34	2	1:38.013	49.824	117	24.342	221	23.847	171

48 Apotheloz, CHE(#1) / Trefz, DEU(#2)									theoretical besttime: 1:34.982								
1	2	2:56.757	2:08.539	121	24.703	216	23.515	168	13	1	1:36.095	48.548	122	24.299	219	23.248	169
2	2	1:35.800	48.389	121	24.276	218	23.135	169	14	1	1:36.185	48.590	122	24.282	219	23.313	169
3	2	1:35.281	48.248	120	24.063	219	22.970	169	15	1	1:35.895	48.537	123	24.251	220	23.107	170
4	2	1:40.984	49.292	121	24.111	219	27.581	170	16	1	1:35.772	48.382	123	24.236	220	23.154	170
5	2	1:34.986	47.999	121	24.013	219	22.974	169	17	1	1:40.646	48.610	122	24.275	221	27.761	57
6	2	1:36.537	48.662	118	24.232	219	23.643	170	18	1	3:05.356	2:17.703	122	24.424	219	23.229	170
7	2	1:35.296	48.184	121	24.028	219	23.084	169	19	1	1:36.136	48.555	123	24.207	221	23.374	170
8	2	1:35.547	48.257	120	24.111	219	23.179	170	20	1	1:40.880	49.685	118	24.216	220	26.979	57
9	2	1:39.309	48.292	121	24.013	220	27.004	58	21	2	3:37.473	2:45.338	120	24.411	219	27.724	57
10	1	4:05.065	3:14.674	120	26.346	196	24.045	169	22	2	3:07.924	2:17.678	121	24.254	220	25.992	170
11	1	1:37.164	48.915	121	24.433	220	23.816	168	23	2	1:44.822	48.636	120	25.827	156	30.359	170
12	1	1:36.150	48.692	122	24.242	220	23.216	170	24	2	1:41.704	48.296	123	24.943	200	28.465	57



ADAC GT4 Germany

Sector List Free Practice 2

Provisional



Nürburgring, Length: 3629m

Air temperature: 24.01°C

Track temperature: 28.7°C

Weather condition: Dry

DMSB Reg. Nr.: R-11746/20

Friday, August 14, 2020 13:55:00

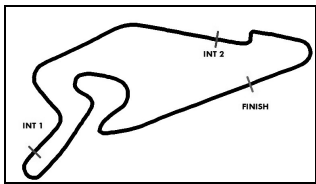
Lap Id	Time	SE1	SP1	SE2	SP2	SE3	SP3	TSP	Lap Id	Time	SE1	SP1	SE2	SP2	SE3	SP3	TSP
--------	------	-----	-----	-----	-----	-----	-----	-----	--------	------	-----	-----	-----	-----	-----	-----	-----

59 Stalidzane, DEU(#1) / Sizov, RUS(#2)									theoretical besttime: 1:36.366								
1	1	2:05.406	1:09.051	114	30.251	136	26.104	145	18	2	1:37.561	49.329	118	24.415	222	23.817	169
2	1	1:51.476	55.416	115	31.142	135	24.918	170	19	2	1:37.446	49.223	116	24.432	221	23.791	167
3	1	1:36.815	48.915	118	24.326	221	23.574	170	20	2	1:38.970	50.079	111	24.928	219	23.963	170
4	1	1:36.562	48.694	117	24.344	222	23.524	170	21	2	1:38.254	49.661	117	24.646	220	23.947	168
5	1	1:36.770	48.816	118	24.325	222	23.629	171	22	2	1:38.107	49.451	116	24.766	219	23.890	169
6	1	1:36.758	48.929	117	24.245	223	23.584	171	23	2	1:37.960	49.635	117	24.446	221	23.879	170
7	1	1:36.874	49.052	118	24.234	223	23.588	170	24	2	1:44.566	50.772	118	24.722	221	29.072	54
8	1	1:36.655	48.953	119	24.218	222	23.484	170	25	1	3:10.049	2:21.023	112	24.962	221	24.064	169
9	1	1:36.544	48.856	117	24.234	223	23.454	170	26	1	1:38.234	49.530	111	24.740	221	23.964	171
10	1	1:36.981	49.033	117	24.284	222	23.664	170	27	1	1:42.817	49.428	116	24.577	222	28.812	74
11	1	1:36.966	49.015	119	24.349	222	23.602	170	28	1	3:11.423	1:22.761	77	53.022	58	55.640	52
12	1	1:41.786	49.026	116	24.428	222	28.332	54	29	1	2:01.088	1:11.949	113	25.007	219	24.132	169
13	2	3:09.578	2:20.913	116	24.716	219	23.949	168	30	1	1:38.163	49.536	116	24.569	219	24.058	168
14	2	1:37.786	49.698	116	24.304	223	23.784	169	31	1	1:38.062	49.607	116	24.603	221	23.852	170
15	2	1:38.019	49.828	117	24.496	222	23.695	170	32	1	1:38.060	49.364	115	24.588	222	24.108	169
16	2	1:37.752	49.651	117	24.352	222	23.749	169	33	1	1:40.113	51.438	114	24.628	221	24.047	170
17	2	1:37.384	49.305	117	24.368	222	23.711	169	34			49.606	113	24.553	223		

69 Dörr, DEU(#1) / Martin-Dye, GBR(#2)									theoretical besttime: 1:35.925								
1	2	2:27.106	1:16.708	93	34.495	103	35.903	128	16	1	1:43.182	50.113	114	24.949	220	28.120	50
2	2	1:43.315	53.443	118	25.115	219	24.757	171	17	2	3:29.870	2:37.205	114	27.838	164	24.827	169
3	2	1:36.839	48.819	118	24.483	223	23.537	171	18	2	1:37.297	49.457	117	24.317	224	23.523	171
4	2	1:36.093	48.504	118	24.170	225	23.419	171	19	2	1:36.633	48.679	118	24.255	224	23.699	173
5	2	1:38.539	49.334	118	25.515	219	23.690	171	20	2	1:36.722	48.847	119	24.172	226	23.703	170
6	2	1:36.237	48.765	119	24.039	226	23.433	171	21	2	1:37.032	49.147	117	24.236	225	23.649	171
7	2	1:36.145	48.677	118	24.086	224	23.382	171	22	2	1:42.158	49.278	116	24.467	223	28.413	53
8	2	1:41.228	48.604	120	24.090	224	28.534	54	23	1	3:54.944	3:05.721	112	24.819	222	24.404	169
9	1	3:09.584	2:21.354	116	24.446	221	23.784	169	24	1	1:37.953	49.351	118	24.407	223	24.195	170
10	1	1:36.816	48.941	118	24.252	224	23.623	170	25	1	1:41.218	49.335	118	25.481	157	26.402	161
11	1	1:37.647	49.349	118	24.438	225	23.860	171	26	1	2:41.706	1:10.688	80	48.457	69	42.561	52
12	1	1:43.894	49.351	116	25.502	159	29.041	169	27	1	2:55.319	2:06.913	117	24.428	227	23.978	173
13	1	1:37.213	49.149	119	24.330	223	23.734	170	28	1	1:41.596	49.016	116	24.227	227	28.353	51
14	1	1:37.069	48.851	118	24.566	221	23.652	170	29	2	3:12.703	2:19.425	117	24.522	223	28.756	54
15	1	1:37.003	48.975	116	24.326	223	23.702	170	30			2:20.583	114	25.118	221		

71 Sasse, DEU(#1) / Schaak, DEU(#2)									theoretical besttime: 1:36.276								
1	1	2:36.566	1:46.410	115	25.282	217	24.874	166	17	1	1:42.709	49.911	116	24.541	217	28.257	59
2	1	1:38.122	49.491	120	24.608	220	24.023	170	18	1	3:10.901	2:22.118	118	24.754	216	24.029	168
3	1	1:38.900	50.567	120	24.640	219	23.693	170	19	1	1:36.943	48.984	118	24.415	218	23.544	169
4	1	1:37.563	49.222	119	24.704	208	23.637	169	20	1	1:36.727	48.929	118	24.346	219	23.452	170
5	1	1:36.744	48.957	120	24.460	217	23.327	170	21	1	1:43.292	48.895	119	24.395	219	30.002	58
6	1	1:37.264	49.266	115	24.365	219	23.633	170	22	1	3:21.050	2:32.214	116	24.988	217	23.848	169
7	1	1:36.666	48.925	119	24.283	220	23.458	170	23	1	1:41.339	52.093	117	25.266	215	23.980	168
8	1	1:37.465	49.356	117	24.587	217	23.522	169	24	2	1:41.750	51.384	117	26.152	214	24.214	169
9	1	1:42.677	49.131	118	25.074	213	28.472	59	25	2	1:40.198	50.711	120	25.473	205	24.014	170
10	1	3:08.699	2:20.135	117	24.708	217	23.856	169	26	2	2:14.212	49.888	120	41.109	74	43.215	51
11	1	1:38.843	49.725	119	24.717	219	24.401	168	27	2	4:12.435	3:23.474	116	25.037	215	23.924	169
12	1	1:38.214	49.136	120	24.434	218	24.644	168	28	2	1:39.204	50.388	119	24.932	215	23.884	170
13	1	1:37.045	48.914	121	24.564	218	23.567	170	29	2	1:38.817	50.103	118	24.849	217	23.865	170
14	1	1:36.353	48.747	120	24.239	219	23.367	170	30	2	1:39.468	50.117	117	24.862	217	24.489	167
15	1	1:36.537	48.736	119	24.436	218	23.365	170	31	2	1:40.267	50.347	117	24.839	218	25.081	169
16	1	1:36.401	48.710	121	24.257	219	23.434	170	32	2	1:38.911	50.573	117	24.709	218	23.629	171

89 Krabec, DEU(#1) / Marioneck, DEU(#2)									theoretical besttime: 1:35.980								
1	1	2:07.300	1:13.077	108	28.160	173	26.063	155	17	1	3:13.093	2:24.362	120	24.885	210	23.846	164
2	1	1:40.682	51.739	120	24.785	210	24.158	165	18	1	1:37.414	48.903	119	24.603	210	23.908	164
3	1	1:38.210	49.371	120	24.887	209	23.952	164	19	1	1:37.909	49.249	116	24.804	209	23.856	164
4	1	1:37.616	49.251	120	24.541	210	23.824	164	20	1	1:37.388	49.119	119	24.411	210	23.858	164
5	1	1:37.459	49.085	119	24.689	209	23.685	164	21	1	1:38.076	49.374	120	24.499	210	24.203	163
6	1	1:37.953	49.462	115	24.738	209	23.753	164	22	1	1:37.847	49.674	117	24.635	210	23.538	164
7	1	1:42.060	49.473	119	24.746	209	27.841	56	23	1	1:40.348	50.946	116	25.059	209	24.343	163



ADAC GT4 Germany

Sector List Free Practice 2

Provisional



Nürburgring, Length: 3629m

Air temperature: 24.01°C

Track temperature: 28.7°C

Weather condition: Dry

DMSB Reg. Nr.: R-11746/20

Friday, August 14, 2020 13:55:00

Lap	Id	Time	SE1	SP1	SE2	SP2	SE3	SP3	TSP	Lap	Id	Time	SE1	SP1	SE2	SP2	SE3	SP3	TSP
8	2	3:47.653	2:59.717	118	24.381	213	23.555	166		24	1	1:37.842	49.074	120	24.765	202	24.003	163	
9	2	1:37.275	48.566	120	24.781	209	23.928	166		25	1	2:15.517	49.272	120	43.431	79	42.814	48	
10	2	1:36.695	48.672	118	24.329	212	23.694	166		26	1	4:07.692	3:19.262	121	24.859	211	23.571	164	
11	2	1:36.227	48.766	120	24.185	213	23.276	165		27	1	1:37.191	49.031	118	24.670	210	23.490	164	
12	2	1:43.924	50.965	116	24.397	213	28.562	57		28	1	1:37.122	48.936	121	24.611	210	23.575	164	
13	2	4:48.136	3:57.676	118	24.669	180	25.791	165		29	1	1:37.724	48.941	118	24.994	209	23.789	162	
14	2	1:37.827	48.657	119	25.349	206	23.821	166		30	1	1:37.450	49.449	120	24.434	209	23.567	163	
15	2	1:36.493	48.744	120	24.380	213	23.369	166		31	1	1:37.481	49.310	114	24.630	210	23.541	164	
16	2	1:40.600	48.519	117	24.437	213	27.644	54											