

Provisional

Result List

Stewards / Race Management

STEWARD	Achim Loth
STEWARD	Harry Stüber
STEWARD	Dennis Jühe
RACE DIRECTOR	Niels Wittich
CLERK OF THE COURSE	Michael Bork
TECHNICAL DELEGATE	Erik Wilhelmi
CHIEF TIMEKEEPER	Steffen Ruhl

Weather Start/Finish

AIR	22.3°C
TRACK	28.2°C
CONDITIONS	Wet
PRESSURE	945 hPa
AIR	23.1°C
TRACK	25.3°C
CONDITIONS	Dry
PRESSURE	945 hPa

Track Information

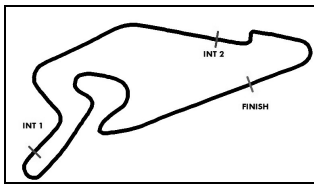
GREEN FLAG	13:00:00
CHEQUERED FLAG	13:45:00
SAFETY CAR PHASE	0
FULL COURSE YELLOW PHASE	0
TRACK NAME	Nürburgring
TRACK LENGTH	3629m
TURN COUNT	11
FASTEST LAP:	#17. EDG - 1:27.586

STARTED: 15 CLASSIFIED: 15 NOT CLASSIFIED: 0 DISQUALIFIED: 0

Nr.	Drivers	Team	Lap	Best Time	Gap	Diff	Kph	Day Time
Cl.	Car	Competitor						
1	17 J.Edgar(GBR) ADAC Formel 4	(T) Van Amersfoort Racing(NLD) Van Amersfoort Racing	23	1:27.586			149.1	13:43:23
2	52 J.Crawford(USA) ADAC Formel 4	(T) Van Amersfoort Racing(NLD) Van Amersfoort Racing	22	1:27.776	0.190	0.190	148.8	13:42:12
3	46 G.Mini(ITA) R ADAC Formel 4	(T) Prema Powerteam SRL(ITA) Prema Powerteam SRL	17	1:27.780	0.194	0.004	148.8	13:39:49
4	51 F.Pizzi(ITA) R ADAC Formel 4	Van Amersfoort Racing(NLD) Van Amersfoort Racing	21	1:27.791	0.205	0.011	148.8	13:44:26
5	77 T.Tramnitz(DEU) R ADAC Formel 4	US Racing(DEU) US Racing	19	1:27.876	0.290	0.085	148.6	13:40:31
6	29 J.Dürksen(DEU) ADAC Formel 4	(T) ADAC Berlin-Brandenburg e.V.(DEU) ADAC Berlin-Brandenburg e.V.	19	1:27.938	0.352	0.062	148.5	13:43:39
7	16 D.Beganovic(SWE) R ADAC Formel 4	(T) Prema Powerteam SRL(ITA) Prema Powerteam SRL	16	1:27.939	0.353	0.001	148.5	13:37:15
8	58 E.Seppänen(FIN) ADAC Formel 4	(T) US Racing(DEU) US Racing	19	1:27.978	0.392	0.039	148.4	13:39:18
9	95 V.Lomko(RUS) R ADAC Formel 4	(T) US Racing(DEU) US Racing	22	1:28.073	0.487	0.095	148.3	13:44:58
10	87 O.Bearman(GBR) R ADAC Formel 4	US Racing(DEU) US Racing	14	1:28.150	0.564	0.077	148.2	13:36:01
11	4 V.Bernier(FRA) ADAC Formel 4	(T) R-ace GP(FRA) R-ACE GP	24	1:28.240	0.654	0.090	148.0	13:44:57
12	15 S.Montoya(COL) R ADAC Formel 4	Prema Powerteam SRL(ITA) Prema Powerteam SRL	20	1:28.265	0.679	0.025	148.0	13:43:36
13	7 J.Knopp(CZE) R ADAC Formel 4	(T) ADAC Berlin-Brandenburg e.V.(DEU) ADAC Berlin-Brandenburg e.V.	17	1:28.365	0.779	0.100	147.8	13:40:38
14	5 A.Lobanenko(RUS) R ADAC Formel 4	R-ace GP(FRA) R-ACE GP	24	1:28.918	1.332	0.553	146.9	13:44:22
15	6 K.Smal(RUS) R ADAC Formel 4	(T) R-ace GP(FRA) R-ACE GP	21	1:29.023	1.437	0.105	146.7	13:40:07

Subject to final scrutineering!

Publication time:	Clerk of the Course: Michael Bork	Timekeeper: Steffen Ruhl
-------------------	-----------------------------------	--------------------------



ADAC Formel 4

Sector List Free Practice 2



Provisional

Nürburgring, Length: 3629m
 Air temperature: 23.12°C
 Track temperature: 25.1°C
 Weather condition: Dry

DMSB Reg. Nr.: R-11746/20

Friday, August 14, 2020 13:00:00

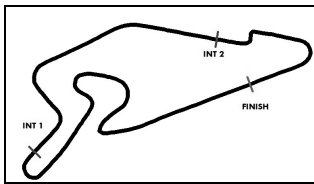
Lap Id	Time	SE1	SP1	SE2	SP2	SE3	SP3	TSP	Lap Id	Time	SE1	SP1	SE2	SP2	SE3	SP3	TSP
4 Bernier, FRA(#1)									theoretical besttime: 1:28.160								
1	0	2:37.644	1:44.452	116	28.123	163	25.069	153	14	0	1:37.755	45.585	127	22.884	214	29.286	51
2	0	1:39.585	50.740	125	25.767	183	23.078	173	15	0	3:21.494	2:31.115	129	23.013	213	27.366	51
3	0	1:33.382	48.474	129	23.013	213	21.895	173	16	0	6:46.883	5:55.340	114	27.063	173	24.480	155
4	0	1:29.805	45.479	129	22.808	213	21.518	174	17	0	1:36.789	50.686	129	23.688	196	22.415	172
5	0	1:29.742	45.423	129	22.803	214	21.516	173	18	0	1:30.643	45.959	130	22.733	215	21.951	175
6	0	1:29.866	45.530	130	22.782	214	21.554	173	19	0	1:28.275	44.732	131	22.418	216	21.125	175
7	0	1:29.639	45.442	128	22.759	214	21.438	174	20	0	1:28.340	44.716	131	22.462	216	21.162	175
8	0	1:29.994	45.586	129	22.874	214	21.534	173	21	0	1:28.286	44.732	131	22.477	216	21.077	175
9	0	1:29.609	45.360	129	22.782	214	21.467	172	22	0	1:36.095	51.406	129	23.225	215	21.464	175
10	0	1:29.863	45.496	129	22.865	214	21.502	173	23	0	1:28.304	44.692	131	22.450	215	21.162	175
11	0	1:46.684	56.216	112	27.914	198	22.554	173	24	0	1:28.240	44.665	130	22.476	214	21.099	175
12	0	1:29.860	45.614	130	22.797	213	21.449	173	25			44.941	131	22.739	214		
13	0	1:30.090	45.687	127	22.883	215	21.520	174									

5 Lobanenko, RUS(#1)									theoretical besttime: 1:28.838								
1	0	2:38.950	1:45.039	120	28.264	160	25.647	156	14	0	1:31.016	45.975	120	23.227	214	21.814	173
2	0	1:41.966	50.264	118	26.862	163	24.840	170	15	0	1:36.545	45.695	129	22.854	214	27.996	53
3	0	1:32.015	46.754	126	23.164	211	22.097	173	16	0	7:57.425	7:04.432	102	27.807	182	25.186	158
4	0	1:30.557	45.831	127	23.002	212	21.724	173	17	0	1:39.778	50.500	122	25.858	180	23.420	175
5	0	1:30.065	45.629	129	22.831	213	21.605	173	18	0	1:29.643	45.409	129	22.727	215	21.507	174
6	0	1:30.134	45.638	130	22.831	213	21.665	173	19	0	1:29.162	45.181	130	22.667	216	21.314	173
7	0	1:30.087	45.585	128	22.814	214	21.688	173	20	0	1:29.099	45.030	129	22.562	214	21.507	174
8	0	1:30.346	45.768	128	22.840	214	21.738	173	21	0	1:28.934	45.090	130	22.505	215	21.339	173
9	0	1:30.111	45.628	129	22.798	213	21.685	173	22	0	1:29.020	45.019	131	22.601	214	21.400	173
10	0	1:32.081	45.480	129	24.697	203	21.904	173	23	0	1:29.098	45.035	128	22.630	214	21.433	173
11	0	1:40.360	48.453	103	28.667	166	23.240	173	24	0	1:28.918	45.052	130	22.524	214	21.342	173
12	0	1:36.034	50.760	126	23.291	212	21.983	173	25	0	1:29.089	45.126	129	22.544	213	21.419	174
13	0	1:30.402	45.756	125	22.894	214	21.752	174									

6 Smal, RUS(#1)									theoretical besttime: 1:28.960								
1	0	2:16.853	1:19.682	108	31.565	138	25.606	148	14	0	1:30.267	45.602	130	22.844	214	21.821	173
2	0	1:41.455	48.587	130	25.926	120	26.942	172	15	0	1:30.982	46.149	129	22.978	213	21.855	173
3	0	1:31.617	46.362	129	23.216	210	22.039	171	16	0	1:37.117	45.755	128	23.188	211	28.174	50
4	0	1:32.207	47.206	129	23.116	212	21.885	172	17	0	7:38.525	6:39.264	113	31.471	126	27.790	124
5	0	1:30.498	45.647	130	22.924	212	21.927	171	18	0	1:45.046	55.356	123	25.786	155	23.904	163
6	0	1:31.422	45.969	131	22.895	213	22.558	173	19	0	1:43.905	52.743	119	25.461	194	25.701	174
7	0	1:30.847	46.061	126	22.961	214	21.825	173	20	0	1:29.117	45.126	130	22.571	215	21.420	174
8	0	1:30.375	45.523	129	22.802	213	22.050	172	21	0	1:29.023	45.181	131	22.513	216	21.329	174
9	0	1:30.489	45.651	128	22.941	213	21.897	172	22	0	1:29.229	45.386	132	22.522	215	21.321	174
10	0	1:30.508	45.675	130	22.942	213	21.891	171	23	0	1:31.891	46.916	129	23.055	213	21.920	173
11	0	1:42.711	46.564	128	25.448	159	30.699	51	24	0	1:29.820	45.303	131	22.837	213	21.680	173
12	0	2:03.527	1:16.754	119	24.672	209	22.101	172	25	0	1:29.304	45.255	131	22.605	214	21.444	173
13	0	1:30.767	45.937	129	22.957	213	21.873	172									

7 Knopp, CZE(#1)									theoretical besttime: 1:28.330								
1	0	3:51.093	2:51.083	125	27.650	157	32.360	52	11	0	13:01.205	12:13.527	120	25.284	172	22.394	175
2	0	2:11.887	1:20.643	130	23.096	211	28.148	53	12	0	1:29.770	45.396	130	22.948	214	21.426	175
3	0	2:06.178	1:20.351		23.603	208	22.224	173	13	0	1:28.776	45.010	132	22.508	215	21.258	174
4	0	1:30.305	45.500	129	22.842	213	21.963	171	14	0	1:28.390	44.765	132	22.415	216	21.210	176
5	0	1:29.632	45.461	131	22.585	215	21.586	173	15	0	1:28.930	44.888	132	22.553	216	21.489	175
6	0	1:29.697	45.397	126	22.689	215	21.611	174	16	0	1:28.797	44.977	131	22.406	216	21.414	175
7	0	1:29.884	45.496	131	22.922	214	21.466	174	17	0	1:28.365	44.724	131	22.396	217	21.245	176
8	0	1:29.530	45.216	130	22.836	215	21.478	174	18	0	1:35.615	45.657	103	27.733	158	22.225	177
9	0	1:29.506	45.315	130	22.707	214	21.484	174	19	0	1:28.620	44.911	131	22.462	217	21.247	175
10	0	1:35.697	45.839	130	22.930	214	26.928	52	20	0	1:28.624	44.809	129	22.542	216	21.273	175





ADAC Formel 4

Sector List Free Practice 2



Provisional

Nürburgring, Length: 3629m
 Air temperature: 23.12°C
 Track temperature: 25.1°C
 Weather condition: Dry

DMSB Reg. Nr.: R-11746/20

Friday, August 14, 2020 13:00:00

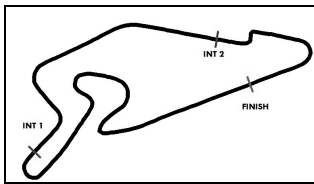
Lap Id	Time	SE1	SP1	SE2	SP2	SE3	SP3	TSP	Lap Id	Time	SE1	SP1	SE2	SP2	SE3	SP3	TSP
15 Montoya, COL(#1)									theoretical besttime: 1:28.208								
1	0	2:28.464	1:14.145	108	30.905	135	43.414	29	12	0	10:52.460	10:01.876	118	26.395	170	24.189	162
2	0	3:01.071	2:01.687	125	25.840	166	33.544	52	13	0	1:31.680	46.823	126	23.238	211	21.619	172
3	0	3:13.576	2:27.293	129	23.850	178	22.433	174	14	0	1:29.657	45.566	130	22.483	216	21.608	176
4	0	1:30.149	45.810	129	22.819	213	21.520	174	15	0	1:29.158	44.890	130	22.443	217	21.825	176
5	0	1:29.067	45.169	129	22.518	214	21.380	174	16	0	1:32.756	44.954	131	22.328	216	25.474	174
6	0	1:29.451	45.523	128	22.488	216	21.440	175	17	0	1:29.372	45.508	130	22.553	216	21.311	175
7	0	1:28.931	45.081	130	22.460	216	21.390	174	18	0	1:28.350	44.851	126	22.301	216	21.198	176
8	0	1:28.900	44.954	129	22.451	216	21.495	175	19	0	1:28.605	44.799	127	22.491	215	21.315	176
9	0	1:29.364	45.018	130	22.768	214	21.578	174	20	0	1:28.265	44.741	129	22.358	216	21.166	175
10	0	1:29.915	45.211	129	22.549	216	22.155	167	21	0	1:29.617	45.067	128	23.249	214	21.301	176
11	0	1:36.978	46.048	127	22.820	214	28.110	40									

16 Beganovic, SWE(#1)									theoretical besttime: 1:27.850								
1	0	4:51.505	3:53.496	127	24.102	194	33.907	47	12	0	10:00.503	9:12.926	125	25.087	197	22.490	168
2	0	2:17.110	1:23.248	130	23.022	210	30.840	51	13	0	1:32.964	47.033	129	23.655	198	22.276	170
3	0	2:07.987	1:23.497	129	22.960	211	21.530	173	14	0	1:29.541	45.238	131	22.738	209	21.565	173
4	0	1:29.347	45.179	130	22.572	214	21.596	174	15	0	1:28.106	44.766	131	22.306	215	21.034	175
5	0	1:29.224	45.139	130	22.728	214	21.357	175	16	0	1:27.939	44.603	131	22.239	216	21.097	174
6	0	1:29.444	45.060	130	22.942	212	21.442	174	17	0	1:28.015	44.610	130	22.381	216	21.024	175
7	0	1:29.124	45.171	129	22.558	215	21.395	173	18	0	1:30.863	44.674	124	23.543	152	22.646	175
8	0	1:28.708	44.991	128	22.460	214	21.257	174	19	0	1:28.088	44.647	130	22.332	216	21.109	173
9	0	1:28.817	44.952	131	22.591	215	21.274	175	20	0	1:30.568	44.771	130	22.448	181	23.349	175
10	0	1:29.470	45.463	128	22.622	214	21.385	173	21	0	1:28.320	44.587	131	22.331	215	21.402	173
11	0	1:35.329	44.944	129	22.550	215	27.835	54	22			44.618	130	22.319	216		

17 Edgar, GBR(#1)									theoretical besttime: 1:27.584								
1	0	2:33.760	1:26.902	120	27.657	143	39.201	43	14	0	1:28.644	44.780	130	22.547	217	21.317	175
2	0	3:09.897	2:09.707	122	25.940	164	34.250	47	15	0	1:35.186	45.104	130	22.721	216	27.361	53
3	0	2:12.351	1:26.304	128	24.214	173	21.833	174	16	0	7:01.898	6:10.211	118	27.693	152	23.994	157
4	0	1:28.860	44.984	130	22.516	216	21.360	175	17	0	1:37.714	50.475	130	24.572	172	22.667	154
5	0	1:28.688	44.858	130	22.427	216	21.403	175	18	0	1:30.874	46.843	130	22.784	216	21.247	177
6	0	1:28.554	44.889	130	22.453	216	21.212	175	19	0	1:27.767	44.453	132	22.301	218	21.013	176
7	0	1:28.352	44.676	131	22.441	216	21.235	174	20	0	1:35.076	46.476	129	23.496	183	25.104	177
8	0	1:28.529	44.879	132	22.394	217	21.256	175	21	0	1:27.921	44.574	131	22.307	218	21.040	177
9	0	1:28.562	44.801	130	22.419	216	21.342	176	22	0	1:27.712	44.421	133	22.276	218	21.015	176
10	0	1:28.665	44.690	131	22.669	216	21.306	175	23	0	1:27.586	44.360	129	22.211	219	21.015	176
11	0	1:28.645	44.870	130	22.540	216	21.235	176	24	0	1:27.786	44.414	129	22.255	217	21.117	176
12	0	1:28.767	44.937	129	22.466	219	21.364	176	25			44.761	132	22.624	216		
13	0	1:29.334	45.247	129	22.709	216	21.378	175									

29 Dürksen, DEU(#1)									theoretical besttime: 1:27.914								
1	0	3:49.306	2:47.985	110	28.803	164	32.518	53	11	0	13:36.299	12:48.529	109	25.197	167	22.573	175
2	0	2:07.329	1:16.839	127	25.343	92	25.147	174	12	0	1:29.271	45.255	130	22.545	216	21.471	176
3	0	1:30.158	45.375	129	23.115	210	21.668	175	13	0	1:28.309	44.725	131	22.381	216	21.203	177
4	0	1:29.410	45.284	129	22.612	215	21.514	175	14	0	1:37.209	50.109	111	25.285	194	21.815	176
5	0	1:29.332	45.338	129	22.537	216	21.457	175	15	0	1:28.077	44.731	130	22.320	216	21.026	176
6	0	1:29.357	45.215	128	22.714	217	21.428	176	16	0	1:28.567	45.022	129	22.441	216	21.104	176
7	0	1:37.381	45.134	128	22.623	219	29.624	175	17	0	1:28.062	44.688	128	22.360	216	21.014	176
8	0	1:29.631	45.493	126	22.771	215	21.367	175	18	0	1:29.037	44.685	127	22.401	216	21.951	177
9	0	1:29.180	45.250	131	22.584	216	21.346	175	19	0	1:27.938	44.686	131	22.215	216	21.037	177
10	0	1:35.364	45.375	128	23.466	213	26.523	51	20	0	1:28.226	44.780	131	22.356	216	21.090	175

46 Mini, ITA(#1)									theoretical besttime: 1:27.699								
1	0	5:15.845	4:14.057	123	25.374	183	36.414	41	12	0	10:36.787	9:46.717	119	26.540	177	23.530	164
2	0	2:23.517	1:28.317	129	23.595	208	31.605	49	13	0	1:31.269	46.550	129	22.721	215	21.998	175
3	0	2:07.080	1:16.592	129	24.812	148	25.676	173	14	0	1:28.503	44.883	132	22.413	215	21.207	175
4	0	1:29.407	45.239	130	22.754	213	21.414	173	15	0	1:28.004	44.625	130	22.279	217	21.100	175
5	0	1:29.448	44.903	130	23.143	212	21.402	173	16	0	1:27.908	44.630	131	22.231	216	21.047	175
6	0	1:28.897	45.132	130	22.508	214	21.257	174	17	0	1:27.780	44.484	129	22.219	216	21.077	174
7	0	1:28.812	45.002	130	22.531	214	21.279	174	18	0	1:27.878	44.600	131	22.221	216	21.057	175
8	0	1:28.837	45.044	130	22.481	214	21.312	174	19	0	1:27.844	44.433	129	22.308	216	21.103	175



ADAC Formel 4

Sector List Free Practice 2



Provisional

Nürburgring, Length: 3629m

Air temperature: 23.12°C

Track temperature: 25.1°C

Weather condition: Dry

DMSB Reg. Nr.: R-11746/20

Friday, August 14, 2020 13:00:00

Lap	Id	Time	SE1	SP1	SE2	SP2	SE3	SP3	TSP	Lap	Id	Time	SE1	SP1	SE2	SP2	SE3	SP3	TSP
9	0	1:29.089	45.091	129	22.552	214	21.446	173		20	0	1:28.004	44.476	129	22.253	216	21.275	175	
10	0	1:29.038	45.084	130	22.613	213	21.341	174		21			44.663	131	22.364	215			
11	0	1:39.086	45.584	131	22.598	214	30.904	53											

51 Pizzi, ITA(#1)

theoretical besttime: 1:27.709

1	0	2:14.944	1:04.327	122	30.084	125	40.533	43		12	0	1:28.931	45.049	127	22.542	216	21.340	175	
2	0	2:55.214	2:03.892	125	27.403	143	23.919	128		13	0	1:50.020	50.670	117	26.438	137	32.912	53	
3	0	1:47.311	56.457	129	27.394	138	23.460	174		14	0	11:07.964	10:14.538	117	28.766	153	24.660	143	
4	0	1:29.695	45.634	129	22.627	215	21.434	174		15	0	1:48.405	56.244	127	27.337	135	24.824	135	
5	0	1:29.306	45.232	129	22.634	216	21.440	174		16	0	1:43.881	54.439	128	26.810	150	22.632	176	
6	0	1:43.390	50.576	100	30.570	184	22.244	175		17	0	1:28.221	44.895	131	22.255	218	21.071	176	
7	0	1:30.072	45.598	128	22.812	215	21.662	175		18	0	1:28.302	44.788	129	22.319	218	21.195	176	
8	0	1:29.145	45.200	128	22.536	216	21.409	175		19	0	1:28.112	44.715	131	22.219	218	21.178	176	
9	0	1:29.172	45.162	129	22.547	216	21.463	175		20	0	1:28.150	44.641	129	22.269	218	21.240	176	
10	0	1:28.850	45.117	130	22.428	216	21.305	175		21	0	1:27.791	44.419	130	22.245	218	21.127	175	
11	0	1:28.928	44.934	128	22.582	217	21.412	174		22			54.204	120	26.298	101			

52 Crawford, USA(#1)

theoretical besttime: 1:27.749

1	0	2:07.180	1:00.477	126	24.684	201	42.019	41		13	0	1:29.004	44.918	127	22.630	216	21.456	175
2	0	2:56.376	1:53.427	127	24.234	193	38.715	42		14	0	1:28.825	44.956	130	22.488	216	21.381	175
3	0	2:08.681	1:22.980	129	23.623	206	22.078	173		15	0	1:34.588	45.187	124	22.686	216	26.715	55
4	0	1:29.730	45.490	130	22.745	211	21.495	174		16	0	7:38.940	6:49.318	110	25.726	168	23.896	164
5	0	1:33.234	49.123	130	22.628	215	21.483	175		17	0	1:38.131	51.405	117	24.537	208	22.189	173
6	0	1:29.171	45.107	129	22.750	215	21.314	175		18	0	1:35.911	46.683	130	24.613	108	24.615	176
7	0	1:28.896	44.904	130	22.639	215	21.353	175		19	0	1:32.921	44.641	131	24.369	120	23.911	177
8	0	1:28.830	44.882	129	22.633	215	21.315	175		20	0	1:33.594	46.792	92	25.640	216	21.162	176
9	0	1:28.698	44.833	129	22.572	216	21.293	175		21	0	1:28.062	44.627	129	22.335	217	21.100	176
10	0	1:28.987	44.872	128	22.672	214	21.443	176		22	0	1:27.776	44.390	130	22.350	217	21.036	177
11	0	1:35.781	45.037	126	27.011	102	23.733	175		23	0	1:32.029	48.021	119	22.662	218	21.346	176
12	0	1:28.757	44.844	130	22.581	215	21.332	175		24	0	1:27.986	44.512	129	22.323	216	21.151	175

58 Seppänen, FIN(#1)

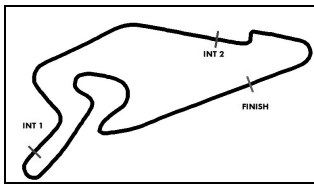
theoretical besttime: 1:27.758

1	0	2:04.309	59.632	124	24.206	205	40.471	44		13	0	1:34.235	45.056	131	22.704	215	26.475	53	
2	0	2:26.037	1:40.554	129	23.342	212	22.141	173		14	0	10:38.487	9:50.885	125	24.565	211	23.037	169	
3	0	1:30.947	45.795	129	23.346	210	21.806	173		15	0	1:32.936	46.948	128	23.423	210	22.565	169	
4	0	1:29.981	45.581	130	22.839	213	21.561	175		16	0	1:29.844	45.885	132	22.680	215	21.279	176	
5	0	1:29.349	45.211	130	22.615	214	21.523	174		17	0	1:28.405	44.786	128	22.477	216	21.142	175	
6	0	1:29.344	45.203	129	22.672	215	21.469	175		18	0	1:28.135	44.735	129	22.336	216	21.064	175	
7	0	1:29.368	45.068	130	22.874	214	21.426	175		19	0	1:27.978	44.591	129	22.280	217	21.107	175	
8	0	1:29.309	45.100	129	22.690	215	21.519	174		20	0	1:27.993	44.605	130	22.226	217	21.162	176	
9	0	1:29.430	45.128	129	22.757	214	21.545	167		21	0	1:37.237	50.752	114	25.042	213	21.443	176	
10	0	1:29.653	45.341	127	22.878	214	21.434	175		22	0	1:28.110	44.582	132	22.287	216	21.241	176	
11	0	1:41.326	51.789	115	26.670	200	22.867	175		23	0	1:28.023	44.468	129	22.381	216	21.174	176	
12	0	1:29.264	45.224	129	22.753	213	21.287	174											

77 Tramnitz, DEU(#1)

theoretical besttime: 1:27.764

1	0	1:57.588	52.375	130	23.455	206	41.758	47		12	0	1:35.135	45.299	130	22.777	213	27.059	51	
2	0	2:05.969	1:21.212	129	22.941	210	21.816	172		13	0	12:16.226	11:28.928	130	25.008	206	22.290	172	
3	0	1:30.229	45.758	130	22.909	213	21.562	173		14	0	1:30.303	45.756	131	22.771	211	21.776	174	
4	0	1:30.147	45.515	130	23.046	213	21.586	173		15	0	1:32.345	45.812	130	22.743	193	23.790	175	
5	0	1:29.595	45.368	130	22.725	213	21.502	175		16	0	1:28.584	44.817	130	22.465	216	21.302	175	
6	0	1:30.192	45.426	131	22.863	216	21.903	172		17	0	1:27.979	44.741	131	22.241	216	20.997	177	
7	0	1:29.395	45.215	128	22.707	214	21.473	174		18	0	1:28.073	44.678	132	22.190	216	21.205	176	
8	0	1:42.650	45.343	128	28.972	129	28.335	174		19	0	1:27.876	44.577	131	22.236	216	21.063	176	
9	0	1:29.246	45.229	129	22.627	214	21.390	174		20	0	1:39.034	51.124	120	26.154	201	21.756	177	
10	0	1:29.587	45.257	130	22.731	214	21.599	173		21	0	1:27.928	44.716	130	22.206	217	21.006	176	
11	0	1:29.414	45.333	130	22.641	214	21.440	175		22			44.744	132	22.545	217			



ADAC Formel 4

Sector List Free Practice 2



Provisional

Nürburgring, Length: 3629m
 Air temperature: 23.12°C
 Track temperature: 25.1°C
 Weather condition: Dry

DMSB Reg. Nr.: R-11746/20

Friday, August 14, 2020 13:00:00

Lap Id	Time	SE1	SP1	SE2	SP2	SE3	SP3	TSP	Lap Id	Time	SE1	SP1	SE2	SP2	SE3	SP3	TSP
87 Bearman, GBR(#1)									theoretical besttime: 1:28.150								
1	0	1:52.352	50.404	125	23.588	206	38.360	51	11	0	15:33.899	14:47.466	126	23.860	200	22.573	171
2	0	2:00.241	1:14.510	131	23.569	194	22.162	170	12	0	1:30.556	46.152	130	22.740	210	21.664	173
3	0	1:30.833	46.163	130	22.949	212	21.721	173	13	0	1:30.420	45.233	131	22.610	181	22.577	175
4	0	1:30.007	45.524	128	22.833	213	21.650	173	14	0	1:28.150	44.759	132	22.251	216	21.140	175
5	0	1:29.575	45.422	129	22.687	214	21.466	174	15	0	1:28.621	44.880	131	22.450	217	21.291	174
6	0	1:29.525	45.433	130	22.637	214	21.455	173	16	0	1:28.345	44.766	130	22.344	216	21.235	173
7	0	1:29.421	45.194	130	22.698	214	21.529	173	17	0	1:37.620	50.221	132	25.453	198	21.946	175
8	0	1:29.564	45.437	126	22.723	214	21.404	173	18	0	1:28.716	45.041	133	22.388	215	21.287	175
9	0	1:29.331	45.165	131	22.698	213	21.468	173	19	0	1:28.446	44.897	128	22.351	216	21.198	175
10	0	1:37.063	47.508	130	23.405	212	26.150	56	20	0	1:29.162	44.934	130	22.723	213	21.505	174

95 Lomko, RUS(#1)									theoretical besttime: 1:28.027								
1	0	2:00.747	58.313	127	24.980	195	37.454	44	13	0	11:54.341	11:06.659	126	24.514	200	23.168	165
2	0	2:19.650	1:31.370	127	24.574	185	23.706	170	14	0	1:31.769	46.978	131	22.943	214	21.848	174
3	0	1:31.162	46.388	128	23.073	212	21.701	173	15	0	1:32.011	46.373	131	23.053	169	22.585	175
4	0	1:30.511	45.408	130	23.515	211	21.588	174	16	0	1:32.557	45.113	131	23.757	199	23.687	175
5	0	1:29.118	45.064	131	22.569	214	21.485	174	17	0	1:30.891	44.997	131	22.431	215	23.463	173
6	0	1:29.171	45.131	130	22.548	217	21.492	175	18	0	1:31.260	46.748	123	23.261	215	21.251	175
7	0	1:36.846	52.670	116	22.870	215	21.306	176	19	0	1:28.838	44.843	131	22.425	217	21.570	176
8	0	1:29.859	45.652	130	22.778	214	21.429	174	20	0	1:28.398	44.997	131	22.352	216	21.049	176
9	0	1:28.793	45.058	131	22.473	215	21.262	175	21	0	1:28.192	44.737	132	22.283	216	21.172	176
10	0	1:28.927	45.018	130	22.543	214	21.366	174	22	0	1:28.073	44.722	129	22.256	216	21.095	176
11	0	1:28.507	44.870	131	22.428	214	21.209	175	23	0	1:28.113	44.729	131	22.280	217	21.104	176
12	0	1:38.732	44.904	129	22.927	214	30.901	52									