


Free Practice Trophy Nürburgring



DMSB

Reg. Nr.: R-11746/20

Provisional

Result List

Stewards / Race Management

STEWARD	Achim Loth
STEWARD	Harry Stüber
STEWARD	Dennis Jühe
RACE DIRECTOR	Niels Wittich
CLERK OF THE COURSE	Michael Bork
TECHNICAL DELEGATE	Tim Zessack
CHIEF TIMEKEEPER	Steffen Ruhl

Weather Start/Finish

AIR	21.4°C
TRACK	23.1°C
CONDITIONS	Wet
PRESSURE	945 hPa
AIR	21.9°C
TRACK	29.3°C
CONDITIONS	Wet
PRESSURE	945 hPa

Track Information

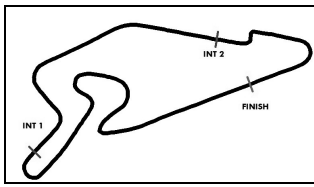
GREEN FLAG	12:20:00
CHEQUERED FLAG	12:50:01
SAFETY CAR PHASE	0
FULL COURSE YELLOW PHASE	0
TRACK NAME	Nürburgring
TRACK LENGTH	3629m
TURN COUNT	11
FASTEST LAP:	#8. DMA - 1:28.043

STARTED: 19 CLASSIFIED: 19 NOT CLASSIFIED: 0 DISQUALIFIED: 0

Drivers	Team	Car	Lap	Best Time	Gap	Diff	Kph	Day Time
1 8 D.Marschall(DEU)(J)/C.Schreiner(DEU)(J)	RUTRONIK-RACING(DEU)	Audi R8 LMS GT3	6	1:28.043			148.3	12:37:07
2 33 F.Salaquarda(CZE)(T)/F.Stippler(DEU)	Team ISR(CZE)	Audi R8 LMS GT3	9	1:28.258	0.215	0.215	148.0	12:46:01
3 10 H.Skoog(SWE)(J)/N.Yelloly(GBR)	Schubert Motorsport(DEU)	BMW M6 GT3	5	1:28.271	0.228	0.013	148.0	12:42:26
4 3 N.Rogivue(CHE)(J)/M.Hackländer(DEU)	Aust Motorsport(DEU)	Audi R8 LMS GT3	8	1:28.273	0.230	0.002	147.9	12:34:14
5 82 S.Schothorst(NLD)/T.Zimmermann(DEU)(J)	GRT GRASSERRACINGTEAM(AUT)	Lamborghini Huracan GT3E	13	1:28.364	0.321	0.091	147.8	12:41:54
6 71 M.Paul(DEU)(J)/N.Langeveld(NLD)	T3-HRT-Motorsport(DEU)	Audi R8 LMS GT3	12	1:28.406	0.363	0.042	147.7	12:42:07
7 36 M.Dienst(DEU)(J)/P.Frommenwiler(CHE)	Schütz Motorsport(DEU)	Mercedes-AMG GT3	8	1:28.424	0.381	0.018	147.7	12:42:22
8 12 M.Ortmann(DEU)(J)/M.Winkelhock(DEU)	EFP Car Collection by TECE(DEU)	Audi R8 LMS GT3	13	1:28.456	0.413	0.032	147.6	12:44:15
9 14 E.Johansson(SWE)(J)/J.Klingmann(DEU)	MRS GT-Racing(DEU)	BMW M6 GT3	7	1:28.619	0.576	0.163	147.4	12:36:06
10 25 M.Beckhusen(DEU)(J)/I.Walilko(POL)(J)	BWT Mücke Motorsport(DEU)	Audi R8 LMS GT3	6	1:28.648	0.605	0.029	147.3	12:34:55
11 34 B.Goethe(DNK)(T)/S.Hall(GBR)	TEAM WRT(BEL)	Audi R8 LMS GT3	8	1:28.769	0.726	0.121	147.1	12:39:14
12 11 E.Erhart(DEU)(T)/P.Kaffer(DEU)	EFP Car Collection by TECE(DEU)	Audi R8 LMS GT3	8	1:28.864	0.821	0.095	147.0	12:42:42
13 9 A.Read(AUS)(J)/J.Eriksson(SWE)	Schubert Motorsport(DEU)	BMW M6 GT3	7	1:28.869	0.826	0.005	147.0	12:40:22
14 18 J.Fittje(DEU)(J)/D.Jahn(DEU)	KÜS TEAM75 Bernhard(DEU)	Porsche 911 GT3 R	5	1:29.020	0.977	0.151	146.7	12:27:43
15 72 C.Schöll(AUT)(J)/J.Pepper(ZAF)	T3-HRT-Motorsport(DEU)	Bentley Continental GT3	6	1:29.241	1.198	0.221	146.3	12:31:10
16 4 R.Frey(CHE)/H.von Danwitz(DEU)(J)	Aust Motorsport(DEU)	Audi R8 LMS GT3	10	1:29.856	1.813	0.615	145.3	12:46:13
17 26 R.Feller(CHE)(J)/S.Mücke(DEU)	BWT Mücke Motorsport(DEU)	Audi R8 LMS GT3	4	1:30.673	2.630	0.817	144.0	12:26:29
18 35 D.Schmidtman(DEU)(T)/H.Hammel(DEU)	Team mcchip-dkr(DEU)	Lamborghini Huracan GT3E	9	1:31.283	3.240	0.610	143.1	12:37:04
19 20 M.Wishofer(AUT)(J)/D.Boccolacci(FRA)	TeamZakspeedBKK Mobil Oil Racing(D	Mercedes-AMG GT3EVO	10	1:35.342	7.299	4.059	137.0	12:48:04

Subject to final scrutineering!

Publication time:	Clerk of the Course: Michael Bork	Timekeeper: Steffen Ruhl
-------------------	-----------------------------------	--------------------------



ADAC GT Masters

Sector List Free Practice Trophy



Provisional

DMSB Reg. Nr.: R-11746/20

Friday, August 14, 2020 12:20:00

Nürburgring, Length: 3629m

Air temperature: 21.87°C

Track temperature: 29.4°C

Weather condition: Wet

Lap Id	Time	SE1	SP1	SE2	SP2	SE3	SP3	TSP	Lap Id	Time	SE1	SP1	SE2	SP2	SE3	SP3	TSP
3 Rogivue, CHE(#1) / Hackländer, DEU(#2)									theoretical besttime: 1:28.201								
1	1	3:41.993	2:51.459	121	25.910	166	24.624	164	6	1	1:28.521	44.814	132	22.192	237	21.515	185
2	1	1:38.825	47.298	130	23.839	133	27.688	184	7	1	1:28.335	44.647	132	22.283	237	21.405	184
3	1	1:29.292	45.277	130	22.328	236	21.687	184	8	1	1:28.273	44.719	132	22.169	237	21.385	184
4	1	1:29.283	44.931	133	22.337	237	22.015	185	9	1	1:34.878	44.825	132	22.319	237	27.734	57
5	1	1:28.929	44.948	132	22.462	237	21.519	184									

4 Frey, CHE(#1) / von Danwitz, DEU(#2)									theoretical besttime: 1:29.668								
1	2	10:22.941	9:35.625	119	24.393	228	22.923	180	8	2	3:36.634	2:52.062	129	22.723	235	21.849	183
2	2	1:34.207	48.091	128	23.289	231	22.827	171	9	2	1:30.987	45.747	131	23.030	233	22.210	183
3	2	1:31.770	46.944	128	22.883	234	21.943	183	10	2	1:29.856	45.719	133	22.536	235	21.601	184
4	2	1:30.366	45.958	132	22.641	235	21.767	183	11	2	1:30.645	45.531	133	22.671	235	22.443	183
5	2	1:30.115	45.758	130	22.677	236	21.680	183	12	2	1:35.251	45.738	132	27.089	231	22.424	184
6	2	1:30.351	45.890	132	22.682	236	21.779	185	13	2	1:29.989	45.636	132	22.551	235	21.802	184
7	2	1:35.462	45.600	131	22.656	237	27.206	57									

8 Marschall, DEU(#1) / Schreiner, DEU(#2)									theoretical besttime: 1:28.027								
1	1	9:26.460	8:38.197	113	24.872	223	23.391	180	8	1	1:28.574	44.872	132	22.153	238	21.549	185
2	1	1:32.646	47.703	129	22.835	234	22.108	184	9	1	1:28.394	44.672	131	22.178	237	21.544	184
3	1	1:37.130	45.454	132	22.634	234	29.042	185	10	1	1:34.166	45.357	132	22.180	237	26.629	57
4	1	1:30.827	44.923	132	22.173	237	23.731	185	11	2	2:35.298	1:50.656	129	22.900	235	21.742	184
5	1	1:31.752	44.757	132	22.345	237	24.650	185	12	2	1:29.914	45.466	130	22.750	235	21.698	184
6	1	1:28.043	44.634	132	22.169	238	21.240	185	13	2	1:29.134	45.034	133	22.516	237	21.584	184
7	1	1:41.525	46.576	96	32.910	233	22.039	186	14	2	1:29.102	44.932	131	22.347	237	21.823	184

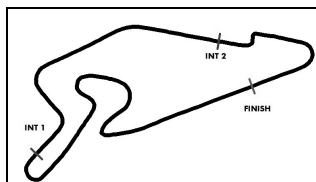
9 Read, AUS(#1) / Eriksson, SWE(#2)									theoretical besttime: 1:28.792								
1	1	11:01.298	10:08.519	118	25.990	218	26.789	159	6	1	1:32.795	45.124	132	22.109	245	25.562	190
2	1	1:36.868	49.143	128	24.392	131	23.333	189	7	1	1:28.869	45.131	132	22.090	243	21.648	187
3	1	1:29.618	45.514	129	22.274	242	21.830	190	8	1	1:28.885	45.146	133	22.161	239	21.578	189
4	1	1:42.818	53.313	111	26.920	184	22.585	189	9	1	1:29.113	45.131	132	22.154	242	21.828	188
5	1	1:29.110	45.186	133	22.149	244	21.775	188	10	1	1:42.426	45.420	132	22.751	240	34.255	45

10 Skoog, SWE(#1) / Yelloly, GBR(#2)									theoretical besttime: 1:28.116								
1	1	16:22.147	15:27.181	101	30.299	198	24.667	171	5	1	1:28.271	44.726	131	22.033	243	21.512	189
2	1	1:35.894	48.822	125	24.834	225	22.238	189	6	1	1:28.451	45.061	128	21.970	244	21.420	188
3	1	1:30.115	45.329	133	22.117	242	22.669	189	7	1	1:28.435	44.965	130	22.006	242	21.464	189
4	1	1:29.007	45.159	132	22.061	243	21.787	189	8	1	1:36.814	46.244	119	23.251	240	27.319	58

11 Erhart, DEU(#1) / Kaffer, DEU(#2)									theoretical besttime: 1:28.755								
1	1	12:04.782	11:15.990	120	24.869	222	23.923	179	7	1	1:29.018	45.150	132	22.335	236	21.533	184
2	1	1:40.200	49.348	128	24.177	174	26.675	180	8	1	1:28.864	45.105	133	22.257	236	21.502	184
3	1	1:31.145	46.746	131	22.648	235	21.751	184	9	1	1:28.914	45.006	131	22.247	237	21.661	184
4	1	1:29.499	45.491	133	22.482	235	21.526	184	10	1	1:28.903	45.115	132	22.273	236	21.515	184
5	1	1:29.206	45.286	133	22.386	237	21.534	184	11	1	1:33.594	45.278	131	22.414	236	25.902	57
6	1	1:28.949	45.049	132	22.374	236	21.526	185									

12 Ortmann, DEU(#1) / Winkelhock, DEU(#2)									theoretical besttime: 1:28.420								
1	1	2:20.713	1:24.799	120	29.482	141	26.432	177	9	1	1:28.739	44.980	134	22.324	236	21.435	184
2	1	1:43.762	53.045	128	26.542	171	24.175	183	10	1	1:28.853	45.048	133	22.307	236	21.498	184
3	1	1:29.381	45.114	131	22.613	234	21.654	183	11	1	1:28.904	45.107	133	22.211	235	21.586	183
4	1	1:28.798	44.997	132	22.284	235	21.517	183	12	1	1:28.644	45.007	133	22.236	235	21.401	184
5	1	1:28.730	44.960	133	22.281	235	21.489	183	13	1	1:28.456	44.833	133	22.186	235	21.437	183
6	1	1:28.837	45.012	133	22.293	235	21.532	183	14	1	1:28.821	44.974	132	22.265	234	21.582	183
7	1	1:34.399	45.097	132	22.649	233	26.653	58	15	1	1:33.952	45.034	133	22.338	235	26.580	58
8	1	5:16.264	4:28.906	133	25.487	207	21.871	182									





ADAC GT Masters

Sector List Free Practice Trophy



Provisional

DMSB Reg. Nr.: R-11746/20

Friday, August 14, 2020 12:20:00

Nürburgring, Length: 3629m

Air temperature: 21.87°C

Track temperature: 29.4°C

Weather condition: Wet

Lap Id	Time	SE1	SP1	SE2	SP2	SE3	SP3	TSP	Lap Id	Time	SE1	SP1	SE2	SP2	SE3	SP3	TSP
14	Johansson, SWE(#1) / Klingmann, DEU(#2)								theoretical besttime: 1:28.440								
1	1	6:00.485	5:05.978	114	26.353	187	28.154	58	6	1	1:28.711	45.022	134	22.090	242	21.599	190
2	1	2:39.341	1:53.933	134	22.854	240	22.554	186	7	1	1:28.619	45.141	134	22.064	243	21.414	189
3	1	1:30.695	46.246	135	22.401	238	22.048	188	8	1	1:34.720	45.836	127	22.975	243	25.909	58
4	1	1:29.131	45.079	133	22.243	242	21.809	190	9	1	2:40.182	1:51.256	133	22.733	243	26.193	59
5	1	1:28.747	45.189	134	22.204	242	21.354	190									

18	Fittje, DEU(#1) / Jahn, DEU(#2)								theoretical besttime: 1:28.663								
1	1	1:45.385	57.241	126	25.433	206	22.711	182	11	1	1:29.087	45.143	133	22.411	236	21.533	185
2	1	1:29.547	45.492	132	22.446	234	21.609	185	12	1	1:29.263	45.281	133	22.200	238	21.782	186
3	1	1:29.176	45.169	133	22.456	234	21.551	185	13	1	1:29.393	45.396	131	22.347	237	21.650	186
4	1	1:29.403	45.146	131	22.373	235	21.884	185	14	1	1:29.334	45.277	133	22.434	237	21.623	185
5	1	1:29.020	45.140	131	22.379	235	21.501	185	15	1	1:29.057	45.147	133	22.281	236	21.629	185
6	1	1:29.114	44.970	131	22.210	236	21.934	185	16	1	1:29.236	45.282	132	22.277	236	21.677	186
7	1	1:30.000	45.466	133	22.855	231	21.679	185	17	1	1:29.412	45.406	134	22.399	236	21.607	186
8	1	1:29.482	45.326	132	22.323	237	21.833	186	18	1	1:29.034	45.134	135	22.299	236	21.601	186
9	1	1:29.203	45.065	133	22.603	238	21.535	185	19	1	1:30.082	45.180	133	22.277	236	22.625	182
10	1	1:29.194	45.299	133	22.402	236	21.493	185	20	1	1:38.830	49.286	129	22.606	236	26.938	53

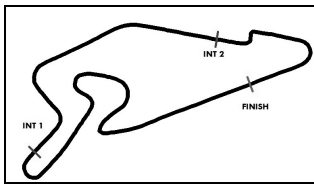
20	Wishofer, AUT(#1) / Boccolacci, FRA(#2)								theoretical besttime: 1:34.142								
1	1	12:16.247	11:21.625	112	29.558	169	25.064	179	7	1	1:41.053	48.265	127	24.419	184	28.369	58
2	1	1:43.056	52.542	116	25.347	185	25.167	169	8	1	2:38.993	1:50.349	102	25.179	184	23.465	180
3	1	1:41.878	51.510	119	25.392	183	24.976	176	9	1	1:35.655	48.321	127	23.778	209	23.556	172
4	1	1:35.858	49.393	127	23.636	219	22.829	172	10	1	1:35.342	48.342	128	23.514	230	23.486	184
5	1	1:37.961	49.605	128	24.270	182	24.086	183	11	1	1:35.376	47.799	127	24.197	223	23.380	185
6	1	1:37.604	49.070	124	23.666	187	24.868	175	12	1	1:42.457	49.197	126	23.784	171	29.476	57

25	Beckhusen, DEU(#1) / Walilko, POL(#2)								theoretical besttime: 1:28.503								
1	2	7:20.514	6:28.159	88	27.935	183	24.420	163	6	2	1:28.648	44.990	133	22.136	237	21.522	186
2	2	1:38.896	49.853	128	25.499	166	23.544	185	7	2	1:36.900	51.313	123	23.820	227	21.767	185
3	2	1:29.120	45.132	131	22.454	237	21.534	185	8	2	1:28.650	45.011	133	22.140	240	21.499	186
4	2	1:28.695	44.955	133	22.254	238	21.486	186	9	2	1:38.139	48.093	124	22.840	237	27.206	58
5	2	1:28.692	44.932	133	22.325	237	21.435	186									

26	Feller, CHE(#1) / Mücke, DEU(#2)								theoretical besttime: 1:30.472								
1	1	1:50.009	59.744	126	25.245	182	25.020	170	5	1	1:37.133	50.574	131	23.619	186	22.940	184
2	1	1:36.657	50.010	132	23.292	209	23.355	183	6	1	1:34.392	45.782	132	22.703	236	25.907	57
3	1	1:31.106	46.001	133	23.118	233	21.987	184	7	1	4:42.600	3:55.789	127	23.834	230	22.977	180
4	1	1:30.673	45.851	133	22.832	235	21.990	184	8	1	1:42.860	46.619	132	23.117	149	33.124	57

33	Salaquarda, CZE(#1) / Stippler, DEU(#2)								theoretical besttime: 1:28.181								
1	1	14:02.773	13:12.283	108	25.144	229	25.346	176	6	1	1:29.616	45.501	131	22.402	237	21.713	185
2	1	1:32.448	46.913	130	23.634	234	21.901	184	7	1	1:28.265	44.770	133	22.084	238	21.411	184
3	1	1:31.201	45.338	130	22.446	231	23.417	184	8	1	1:28.300	44.698	132	22.104	237	21.498	185
4	1	1:31.519	44.932	132	22.161	238	24.426	186	9	1	1:28.258	44.761	133	22.098	237	21.399	186
5	1	1:28.696	44.995	132	22.154	238	21.547	187	10	1	1:34.791	44.833	131	22.093	237	27.865	57

34	Goethe, DNK(#1) / Hall, GBR(#2)								theoretical besttime: 1:28.681								
1	2	8:40.908	7:53.677	125	23.574	216	23.657	181	8	2	1:28.769	44.875	131	22.354	236	21.540	183
2	2	1:34.546	47.992	128	23.611	234	22.943	182	9	2	1:28.806	44.946	131	22.266	236	21.594	183
3	2	1:30.038	45.620	126	22.652	234	21.766	183	10	2	1:35.760	45.015	131	22.326	236	28.419	52
4	2	1:29.336	45.295	131	22.477	235	21.564	183	11	1	3:27.038	2:42.213	130	22.777	235	22.048	184
5	2	1:29.132	45.147	131	22.368	236	21.617	183	12	1	1:29.819	45.517	127	22.521	236	21.781	184
6	2	1:32.446	45.047	130	23.611	166	23.788	184	13	1	1:29.350	45.446	132	22.326	237	21.578	184
7	2	1:28.938	45.121	131	22.274	236	21.543	184	14	1	1:29.232	45.226	129	22.338	237	21.668	184



ADAC GT Masters

Sector List Free Practice Trophy



Provisional

Nürburgring, Length: 3629m
 Air temperature: 21.87°C
 Track temperature: 29.4°C
 Weather condition: Wet

DMSB Reg. Nr.: R-11746/20

Friday, August 14, 2020 12:20:00

Lap Id	Time	SE1	SP1	SE2	SP2	SE3	SP3	TSP	Lap Id	Time	SE1	SP1	SE2	SP2	SE3	SP3	TSP
35 Schmidtmann, DEU(#1) / Hammel, DEU(#2)									theoretical besttime: 1:31.028								
1	1	4:34.590	3:39.533	118	29.652	158	25.405	160	8	1	1:31.614	46.624	129	22.862	232	22.128	181
2	1	1:39.561	51.524	124	24.463	222	23.574	178	9	1	1:31.283	46.173	130	22.978	234	22.132	182
3	1	1:33.887	47.414	125	23.890	227	22.583	180	10	1	1:31.475	46.263	130	22.893	232	22.319	181
4	1	1:32.247	46.623	129	23.183	229	22.441	180	11	1	1:31.465	46.507	130	22.807	233	22.151	183
5	1	1:31.819	46.460	131	23.066	229	22.293	181	12	1	1:31.517	46.373	131	22.727	233	22.417	180
6	1	1:36.220	46.509	131	22.819	232	26.892	180	13	1	1:33.020	47.798	126	22.965	233	22.257	182
7	1	1:32.377	47.034	129	23.062	233	22.281	183	14	1	1:49.464	46.244	129	23.250	226	39.970	47

36 Dienst, DEU(#1) / Frommenwiler, CHE(#2)									theoretical besttime: 1:28.307								
1	1	10:36.129	9:46.667	113	25.648	200	23.814	180	6	1	1:28.574	44.797	133	22.167	240	21.610	187
2	1	1:31.803	47.476	129	22.580	238	21.747	187	7	1	1:28.944	44.964	133	22.081	240	21.899	187
3	1	1:35.467	45.199	132	22.414	237	27.854	56	8	1	1:28.424	44.880	135	22.115	239	21.429	187
4	1	2:43.729	1:51.851	115	24.420	236	27.458	186	9	1	1:38.376	46.514	127	23.681	165	28.181	56
5	1	1:29.033	45.270	134	22.296	239	21.467	187									

71 Paul, DEU(#1) / Langeveld, NLD(#2)									theoretical besttime: 1:28.315								
1	1	5:42.729	4:51.012	124	27.828	150	23.889	180	8	1	1:34.209	49.486	122	23.244	236	21.479	185
2	1	1:30.302	46.222	130	22.555	235	21.525	184	9	1	1:28.598	44.915	131	22.272	237	21.411	185
3	1	1:29.818	45.108	130	22.669	235	22.041	184	10	1	1:28.562	44.752	131	22.262	238	21.548	186
4	1	1:28.917	45.055	132	22.342	237	21.520	185	11	1	1:28.636	44.859	133	22.182	238	21.595	186
5	1	1:28.823	44.912	127	22.262	237	21.649	185	12	1	1:28.406	44.763	132	22.152	238	21.491	185
6	1	1:28.763	45.039	132	22.275	237	21.449	185	13	1	1:28.595	44.839	131	22.246	236	21.510	185
7	1	1:28.927	44.847	131	22.289	237	21.791	184	14	1	1:37.900	48.926	128	23.091	235	25.883	58

72 Schöll, AUT(#1) / Pepper, ZAF(#2)									theoretical besttime: 1:28.929								
1	1	3:38.112	2:48.337	119	26.039	192	23.736	182	10	1	1:30.025	45.808	130	22.324	241	21.893	187
2	1	1:32.868	47.507	127	23.125	232	22.236	184	11	1	1:29.356	45.301	130	22.267	240	21.788	187
3	1	1:30.276	45.904	131	22.505	236	21.867	186	12	1	1:29.486	45.344	132	22.251	240	21.891	187
4	1	1:29.382	45.540	131	22.301	238	21.541	186	13	1	1:29.792	45.539	131	22.225	240	22.028	186
5	1	1:29.432	45.384	127	22.365	238	21.683	187	14	1	1:30.177	46.104	128	22.303	240	21.770	187
6	1	1:29.241	45.229	132	22.406	237	21.606	186	15	1	1:29.662	45.529	130	22.346	240	21.787	187
7	1	1:31.337	47.135	132	22.520	236	21.682	187	16	1	1:29.708	45.601	132	22.338	240	21.769	187
8	1	1:29.441	45.628	130	22.338	238	21.475	188	17	1	1:29.557	45.388	128	22.355	238	21.814	186
9	1	1:29.654	45.309	130	22.264	238	22.081	187	18	1	1:35.020	45.488	131	22.414	238	27.118	58

82 Schothorst, NLD(#1) / Zimmermann, DEU(#2)									theoretical besttime: 1:28.210								
1	2	2:00.942	1:07.326	130	29.556	220	24.060	184	8	2	1:34.962	47.985	130	24.984	236	21.993	186
2	2	1:33.220	45.677	133	22.630	235	24.913	185	9	2	1:30.710	45.014	132	22.221	237	23.475	185
3	2	1:29.108	45.141	131	22.403	237	21.564	185	10	2	1:28.571	44.954	133	22.216	238	21.401	185
4	2	1:29.545	45.212	128	22.341	236	21.992	184	11	2	1:28.394	44.753	132	22.056	239	21.585	186
5	2	1:28.816	45.111	133	22.198	237	21.507	185	12	2	1:28.457	44.929	132	22.116	238	21.412	185
6	2	1:34.461	45.174	130	22.325	237	26.962	54	13	2	1:28.364	44.799	131	22.129	237	21.436	185
7	2	3:18.132	2:18.394	124	29.968	116	29.770	182	14	2	1:36.869	46.782	128	22.763	236	27.324	54