

Provisional

Result List

Stewards / Race Management

STEWARD	Achim Loth
STEWARD	Dennis Broedel
STEWARD	Wieland Unnasch
RACE DIRECTOR	Niels Wittich
CLERK OF THE COURSE	Janko Garbsch
TECHNICAL DELEGATE	Erik Wilhelmi
CHIEF TIMEKEEPER	Steffen Ruhl

Weather Start/Finish

AIR	26.0°C
TRACK	27.7°C
CONDITIONS	Dry
PRESSURE	1000 hPa
AIR	22.4°C
TRACK	24.1°C
CONDITIONS	Wet
PRESSURE	1000 hPa

Track Information

GREEN FLAG	15:30:00
CHEQUERED FLAG	15:55:47
SAFETY CAR PHASE	1
FULL COURSE YELLOW PHASE	0
TRACK NAME	Lausitzring
TRACK LENGTH	3478m
TURN COUNT	12
TOTAL DISTANCE	48.69km
FASTEST LAP:	#95. LOM - 1:24.549

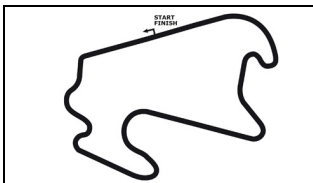
STARTED: 11 CLASSIFIED: 10 NOT CLASSIFIED: 1 DISQUALIFIED: 0

Nr.	Drivers	Team	Laps	Total Time	Gap	Kph	Lap	Time	Kph
Cl.	Car	Competitor							
1	58 E.Seppänen(FIN) ADAC Formel 4	(T) US Racing(DEU) US Racing	14	22:26.312		130.0	8	1:24.800	147.6
2	4 V.Bernier(FRA) ADAC Formel 4	(T) R-ace GP R-ACE GP	14	22:27.553	1.241	130.0	11	1:24.802	147.6
3	6 K.Smal(RUS) R ADAC Formel 4	R-ace GP R-ACE GP	14	22:28.823	2.511	129.9	9	1:25.235	146.8
4	5 A.Lobanenko(RUS) R ADAC Formel 4	(T) R-ace GP R-ACE GP	14	22:29.764	3.452	130.1	8	1:25.506	146.4
5	77 T.Tramnitz(DEU) R ADAC Formel 4	US Racing(DEU) US Racing	14	22:30.645	4.333	130.0	10	1:25.118	147.0
6	87 O.Bearman(GBR) R ADAC Formel 4	US Racing(DEU) US Racing	14	22:31.892	5.580	130.1	10	1:24.831	147.5
7	17 J.Edgar(GBR) ADAC Formel 4	(T) Van Amersfoort Racing(NLD) Van Amersfoort Racing	14	22:36.078	9.766	129.2	8	1:24.750	147.7
8	7 J.Knopp(CZE) R ADAC Formel 4	(T) ADAC Berlin-Brandenburg e.V.(DEU) ADAC Berlin-Brandenburg e.V.	14	22:54.466	28.154	127.5	6	1:25.498	146.4
9	29 J.Dürksen(DEU) ADAC Formel 4	(T) ADAC Berlin-Brandenburg e.V.(DEU) ADAC Berlin-Brandenburg e.V.	14	22:55.318	29.006	127.3	9	1:24.866	147.5
10	52 J.Crawford(USA) ADAC Formel 4	(T) Van Amersfoort Racing(NLD) Van Amersfoort Racing	14	23:26.420	1:00.108	124.4	9	1:24.831	147.5
Not classified									
	95 V.Lomko(RUS) R ADAC Formel 4	(T) US Racing(DEU) US Racing	10	27:50.534	4LAPS	71.5	7	1:24.549	148.0

Fastest lap of the race. Car 95 driver Vlad Lomko on lap 7. Time 1:24.549, average speed 148.0 km/h.

T = nominated for Team Classification

Subject to final scrutineering!		
Publication time:	Clerk of the Course: Janko Garbsch	Timekeeper: Steffen Ruhl



ADAC Formel 4

Lap Chart Race 3

Provisional

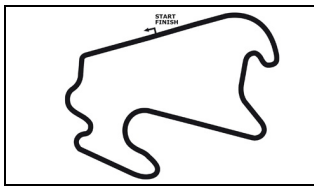


Lausitzring, Length: 3478 m

Sunday, August 2, 2020 15:30:00

LapCha	1	2	3	4	5	6	7	8	9	10	11	12	13	14	15	16	17	18	19	20	21	22	23	24	25	26	27	28	29	30	31	32	33	34	35	36	37	38	39	40	41	42	43	44	45											
LAP 1	95	58	6	4	17	29	7	52	77	5	87																																													
LAP 2	95	58	6	4	17	29	52	7	77	5	87																																													
LAP 3	95	58	6	17	4	29	52	77	7	5	87																																													
LAP 4	95	58	17	6	4	29	52	77	7	5	87																																													
LAP 5	95	58	17	6	4	52	29	77	7	5	87																																													
LAP 6	95	58	17	4	6	52	29	77	7	5	87																																													
LAP 7	95	58	17	4	52	6	29	77	7	5	87																																													
LAP 8	95	58	17	4	6	52	29	77	7	5	87																																													
LAP 9	58	17	4	6	52	29	77	7	5	87	.95																																													
LAP 10	58	17	4	6	52	29	77	7	5	87																																														
LAP 11	58	17	4	6	52	29	77	7	5	87																																														
LAP 12	58	17	4	.29	6	52	.77	5	.7	.87																																														
LAP 13	.17	.52	SC																																																					
LAP 13	58	4	6	5	77	87	7	29	SC																																															
LAP 14	58	4	6	5	77	87	17	7	29	52	SC	SC																																												
LAP 14	95																																																							

.- PITSTOP ' - LAP BEHIND



ADAC Formel 4

Sector List Race 3

Provisional



Lausitzring, Length: 3478m

Air temperature: 22.03°C

Track temperature: 23.96°C

Weather condition: Wet

DMSB Reg. Nr.: R-11752/20

Sunday, August 2, 2020 15:30:00

Lap	Id	Time	SE1	SP1	SE2	SP2	SE3	SP3	TSP	Lap	Id	Time	SE1	SP1	SE2	SP2	SE3	SP3	TSP
6	0	1:25.580	28.269	167	22.053	202	35.258	214	217	13	0	2:09.756	43.080	90	37.493	135	49.183	56	166
7	0	1:26.220	28.331	167	21.741	201	36.148	210	222	14	0	3:23.874	2:12.828	137	28.065	125	42.981	197	

58 Seppänen, FIN(#1)

theoretical besttime: 1:24.679

1	0	1:35.030	36.363	163	22.629	197	36.038	209	129	8	0	1:24.800	28.156	166	21.451	202	35.193	210	217
2	0	1:27.880	29.688	165	22.217	199	35.975	210	214	9	0	1:25.008	28.248	166	21.517	200	35.243	208	217
3	0	1:26.436	28.805	165	21.908	200	35.723	210	217	10	0	1:25.063	28.216	166	21.583	200	35.264	208	215
4	0	1:26.666	29.346	166	21.759	200	35.561	210	216	11	0	1:25.055	28.441	165	21.542	200	35.072	208	215
5	0	1:25.549	28.353	165	21.607	201	35.589	210	217	12	0	1:56.961	36.727	86	34.251	130	45.983	159	216
6	0	1:25.144	28.393	166	21.473	201	35.278	210	217	13	0	2:18.241	43.695	106	37.265	133	57.281	126	171
7	0	1:24.869	28.192	166	21.535	201	35.142	210	217	14	0	2:19.610	47.421	113	36.116	131	56.073	130	121

77 Tramnitz, DEU(#1)

theoretical besttime: 1:24.994

1	0	1:38.722	39.207	159	23.226	197	36.289	210	142	8	0	1:26.789	28.892	167	21.870	202	36.027	212	214
2	0	1:27.655	29.431	165	22.175	200	36.049	215	215	9	0	1:25.418	28.447	166	21.707	201	35.264	210	217
3	0	1:27.041	29.140	165	22.174	198	35.727	212	222	10	0	1:25.118	28.110	167	21.620	202	35.388	210	216
4	0	1:25.995	28.512	166	21.880	200	35.603	211	218	11	0	1:25.421	28.264	166	21.712	201	35.445	209	217
5	0	1:26.100	28.213	167	21.805	200	36.082	212	218	12	0	1:53.545	38.686	116	30.546	133	44.313	53	210
6	0	1:25.647	28.332	166	21.886	202	35.429	212	219	13	0	2:35.649	1:26.857	142	26.449	178	42.343	195	
7	0	1:26.274	28.172	166	21.808	201	36.294	208	218	14	0	2:01.271	35.681	153	29.243	136	56.347	115	185

87 Bearman, GBR(#1)

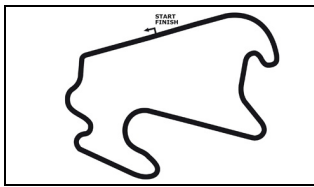
theoretical besttime: 1:24.766

1	0	1:41.521	38.241	160	25.321	173	37.959	208	129	8	0	1:25.070	28.366	165	21.518	199	35.186	208	214
2	0	1:27.199	29.109	164	22.186	198	35.904	209	214	9	0	1:25.193	28.311	166	21.703	200	35.179	207	215
3	0	1:26.355	28.828	165	21.840	200	35.687	210	216	10	0	1:24.831	28.186	166	21.532	201	35.113	208	214
4	0	1:38.564	28.439	167	21.787	201	48.338	206	217	11	0	1:25.398	28.527	165	21.588	200	35.283	203	215
5	0	1:26.073	28.663	165	21.724	198	35.686	207	212	12	0	1:45.322	35.438	149	27.258	138	42.626	54	194
6	0	1:25.577	28.472	165	21.613	199	35.492	208	214	13	0	2:34.520	1:26.923	138	25.983	191	41.614	202	
7	0	1:25.295	28.409	166	21.467	200	35.419	208	214	14	0	2:00.974	34.900	157	29.487	129	56.587	129	206

95 Lomko, RUS(#1)

theoretical besttime: 1:24.549

1	0	1:35.008	35.772	161	22.648	197	36.588	204	135	6	0	1:24.929	28.151	166	21.548	200	35.230	208	214
2	0	1:27.584	29.357	163	22.146	197	36.081	207	210	7	0	1:24.549	27.951	166	21.446	200	35.152	208	214
3	0	1:26.610	28.684	164	22.004	197	35.922	207	213	8	0	1:25.418	28.173	164	21.779	200	35.466	208	214
4	0	1:26.292	28.966	165	21.818	198	35.508	208	213	9	0	2:41.196	28.622	149	39.635	96	1:32.939	36	213
5	0	1:25.428	28.291	166	21.749	199	35.388	208	214	10	0	13:33.520	11:26.960	122	38.390	90	1:28.170	14	



ADAC Formel 4

Top speed list Race 3

Provisional



Lausitzring, Length: 3478m

Air temperature: 22.03°C

Track temperature: 23.96°C

Weather condition: Wet

DMSB Reg. Nr.: R-11752/20

Sunday, August 2, 2020 15:30:00

#	Name (NAT)	Team	Car name	Speed	Lap	Race time
29	Joshua Dürksen (DEU)	ADAC Berlin-Brandenburg e.V. (DEU)	ADAC Formel 4	223.87	7	8:52.523
52	Jak Crawford (USA)	Van Amersfoort Racing (NLD)	ADAC Formel 4	222.48	7	8:52.293
7	Josef Knopp (CZE)	ADAC Berlin-Brandenburg e.V. (DEU)	ADAC Formel 4	222.48	9	11:46.261
77	Tim Tramnitz (DEU)	US Racing (DEU)	ADAC Formel 4	222.02	3	3:08.283
17	Jonny Edgar (GBR)	Van Amersfoort Racing (NLD)	ADAC Formel 4	222.02	4	4:32.931
4	Victor Bernier (FRA)	R-ace GP	ADAC Formel 4	220.65	5	5:59.940
6	Kirill Smal (RUS)	R-ace GP	ADAC Formel 4	219.30	7	8:52.109
5	Artem Lobanenko (RUS)	R-ace GP	ADAC Formel 4	219.30	11	14:40.260
58	Elias Seppänen (FIN)	US Racing (DEU)	ADAC Formel 4	217.97	3	3:04.859
87	Oliver Bearman (GBR)	US Racing (DEU)	ADAC Formel 4	217.97	4	4:37.027
95	Vlad Lomko (RUS)	US Racing (DEU)	ADAC Formel 4	214.92	7	8:47.827