

### Final Classification

### Result List

**Stewards / Race Management**

STEWARD	Matthias Heinz
STEWARD	Dennis Broedel
STEWARD	Florian Koziol
RACE DIRECTOR	Christian Vormann
CLERK OF THE COURSE	Janko Garbsch
TECHNICAL DELEGATE	Adrian Sengpiel
CHIEF TIMEKEEPER	Steffen Ruhl

**Weather Start/Finish**

AIR	27.8°C
TRACK	29.5°C
CONDITIONS	Dry
PRESSURE	1000 hPa
AIR	26.7°C
TRACK	28.5°C
CONDITIONS	Dry
PRESSURE	1000 hPa

**Track Information**

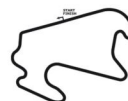
GREEN FLAG	14:40:31
CHEQUERED FLAG	15:12:38
SAFETY CAR PHASE	0
FULL COURSE YELLOW PHASE	0
TRACK NAME	Lausitzring
TRACK LENGTH	3478m
TURN COUNT	12
TOTAL DISTANCE	73.03km
FASTEST LAP:	#13. BUR - 1:30.483

STARTED: 13 CLASSIFIED: 11 NOT CLASSIFIED: 2 DISQUALIFIED: 0

Nr.	Drivers	Team	Laps	Total Time	Gap	Kph	Lap	Time	Kph
Cl.	Car	Competitor							
1	88 D.Fugel(DEU) Honda Civic Type-R TCR	Profi Car Honda ADAC Sachsen(DEU) ADAC Sachsen e.V.	21	32:07.408		136.9	7	1:30.807	137.8
2	2 H.Proczyk(AUT) Hyundai i30 N TCR	HP Racing International(DEU) HP Racing International	21	32:11.564	4.156	136.7	4	1:30.939	137.6
3	13 A.Buri(FIN) Hyundai i30 N TCR	Hyundai Team Engstler(DEU) Engstler Motorsport	21	32:15.333	7.925	136.5	3	1:30.483	138.3
4	97 N.Gruber(AUT) J Hyundai i30 N TCR	Hyundai Team Engstler(DEU) Engstler Motorsport	21	32:19.315	11.907	136.3	8	1:31.285	137.1
5	53 M.Halder(DEU) Honda Civic TCR	Profi Car Team Halder(DEU) Profi Car Team Halder	21	32:22.020	14.612	135.9	4	1:31.107	137.4
6	98 J.Seyffert(DEU) Hyundai i30 N TCR	HP Racing International(DEU) HP Racing International	21	32:27.757	20.349	135.6	6	1:31.287	137.1
7	8 R.Kircher(DEU) J VW Golf GTI TCR	VOLKSWAGEN Team Oettinger(DEU) OETTINGER Sportsystems	21	32:30.880	23.472	135.3	8	1:31.570	136.7
8	51 H.Salminen(FIN) VW Golf GTI TCR	Positione Motorsport(FIN) Positione Motorsport	21	32:36.937	29.529	135.1	8	1:31.504	136.8
9	55 M.Fugel(DEU) J Honda Civic Type-R TCR	Profi Car Team Halder(DEU) ADAC Sachsen e.V.	21	32:41.521	34.113	134.7	12	1:32.114	135.9
10	17 A.Legutko(POL) J Honda Civic TCR	Albert Legutko Racing(POL) ADAC Berlin-Brandenburg e.V.	21	32:41.687	34.279	134.8	18	1:32.163	135.8
11	92 D.Tovilavicius(LTU) VW Golf GTI TCR	SKUBA RACING Team(LTU) SKUBA RACING Team	21	32:43.983	36.575	134.6	15	1:32.261	135.7
<b>Not classified</b>									
100	G.Naumann(DEU) Hyundai i30 N TCR	Hyundai Team Engstler(DEU) Engstler Motorsport	10	15:32.364	11LAPS	135.8	7	1:31.439	136.9
7	M.Halder(DEU) Honda Civic Type-R TCR	Profi Car Honda ADAC Sachsen(DEU) ADAC Sachsen e.V.	8	12:33.808	13LAPS	134.0	4	1:30.936	137.6

Fastest lap of the race. Car 13 driver Antti Buri on lap 3. Time 1:30.483, average speed 138.3 km/h.

Steward: Matthias Heinz	Steward: Dennis Broedel	Steward: Florian Koziol
-------------------------	-------------------------	-------------------------



### Final Classification

### Class Result List

Stewards / Race Management

STEWARD	Matthias Heinz
STEWARD	Dennis Broedel
STEWARD	Florian Koziol
RACE DIRECTOR	Christian Vormann
CLERK OF THE COURSE	Janko Garbsch
TECHNICAL DELEGATE	Adrian Sengpiel
CHIEF TIMEKEEPER	Steffen Ruhl

Weather Start/Finish

AIR	27.8°C
TRACK	29.5°C
CONDITIONS	Dry
PRESSURE	1000 hPa
AIR	26.7°C
TRACK	28.5°C
CONDITIONS	Dry
PRESSURE	1000 hPa

Track Information

GREEN FLAG	14:40:31
CHEQUERED FLAG	15:12:38
SAFETY CAR PHASE	0
FULL COURSE YELLOW PHASE	0
TRACK NAME	Lausitzring
TRACK LENGTH	3478m
TURN COUNT	12
TOTAL DISTANCE	73.03km
FASTEST LAP:	#13. BUR - 1:30.483

STARTED: 13 CLASSIFIED: 11 NOT CLASSIFIED: 2 DISQUALIFIED: 0

Nr.	Drivers	Team	Laps	Total Time	Gap	Kph	Lap	Time	Kph
	Car	Competitor							

**CLASS: Junior**

Started: 4      Classified: 4      Not Classified: 0

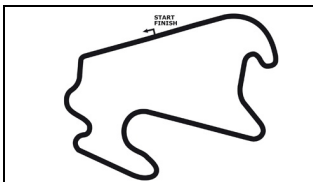
1	97	<b>N.Gruber(AUT)</b> Hyundai i30 N TCR	<b>Hyundai Team Engstler(DEU)</b> Engstler Motorsport	21	32:19.315		136.3	8	1:31.285	137.1
2	8	<b>R.Kircher(DEU)</b> VW Golf GTI TCR	<b>VOLKSWAGEN Team Oettinger(DEU)</b> OETTINGER Sportsystems	21	32:30.880	11.565	135.3	8	1:31.570	136.7
3	55	<b>M.Fugel(DEU)</b> Honda Civic Type-R TCR	<b>Profi Car Team Halder(DEU)</b> ADAC Sachsen e.V.	21	32:41.521	22.206	134.7	12	1:32.114	135.9
4	17	<b>A.Legutko(POL)</b> Honda Civic TCR	<b>Albert Legutko Racing(POL)</b> ADAC Berlin-Brandenburg e.V.	21	32:41.687	22.372	134.8	18	1:32.163	135.8

*Fastest lap of the class. Car 97 driver Nico Gruber on lap 8. Time 1:31.285, average speed 137.1 km/h.*

Steward: Matthias Heinz

Steward: Dennis Broedel

Steward: Florian Koziol



# ADAC TCR Germany

## Lap Chart Race 2

Provisional

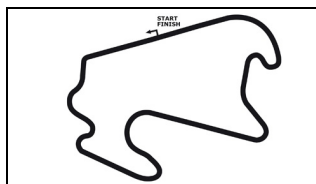


Lausitzring, Length: 3478 m

Sunday, August 2, 2020 14:40:00

LapCha	1	2	3	4	5	6	7	8	9	10	11	12	13	14	15	16	17	18	19	20	21	22	23	24	25	26	27	28	29	30	31	32	33	34	35	36	37	38	39	40	41	42	43	44	45						
LAP 1	88	7	53	2	8	13	98	97	55	100	51	17	92																																						
LAP 2	88	7	53	2	13	8	98	97	100	55	51	17	92																																						
LAP 3	88	7	2	53	13	8	98	97	100	55	51	17	92																																						
LAP 4	88	7	2	53	13	8	98	97	100	55	51	17	92																																						
LAP 5	88	7	2	13	53	8	98	97	100	55	51	17	92																																						
LAP 6	88	7	2	13	53	8	98	97	100	55	51	17	92																																						
LAP 7	88	2	13	53	7	8	97	100	98	55	51	17	92																																						
LAP 8	88	2	13	53	8	97	100	98	55	51	.7	17	92																																						
LAP 9	88	2	13	53	8	97	98	100	55	51	17	92																																							
LAP 10	88	2	13	53	97	8	98	100	55	51	17	92																																							
LAP 11	88	2	13	53	97	8	98	55	51	17	92																																								
LAP 12	88	2	13	53	97	98	8	55	51	17	92																																								
LAP 13	88	2	13	53	97	98	8	55	51	17	92																																								
LAP 14	88	2	13	53	97	98	8	55	51	17	92																																								
LAP 15	88	2	13	53	97	98	8	55	51	17	92																																								
LAP 16	88	2	13	53	97	98	8	55	51	17	92																																								
LAP 17	88	2	13	53	97	98	8	51	55	17	92																																								
LAP 18	88	2	13	53	97	98	8	51	55	17	92																																								
LAP 19	88	2	13	97	53	98	8	51	55	17	92																																								
LAP 20	88	2	13	97	53	98	8	51	55	17	92																																								
LAP 21	88	2	13	97	53	98	8	51	55	17	92																																								

.- PIT STOP ' - LAP BEHIND



# ADAC TCR Germany

## Sector List Race 2

Provisional



Lausitzring, Length: 3478m

Air temperature: 26.72°C

Track temperature: 28.49°C

Weather condition: Dry

**DMSB** Reg. Nr.: R-11752/20

Sunday, August 2, 2020 14:40:00

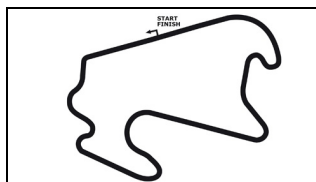
Lap Id	Time	SE1	SP1	SE2	SP2	SE3	SP3	TSP	Lap Id	Time	SE1	SP1	SE2	SP2	SE3	SP3	TSP		
<b>2 Proczyk, AUT(#1)</b>									<b>theoretical besttime: 1:30.642</b>										
1	0	1:40.551	39.289	161	23.743	200	37.519	216	135	12	0	1:31.279	30.328	162	23.524	202	37.427	215	223
2	0	1:31.316	30.546	<b>162</b>	23.627	200	37.143	<b>216</b>	225	13	0	1:31.065	30.182	161	23.598	201	37.285	216	224
3	0	1:31.146	30.206	161	<b>23.491</b>	201	37.449	216	<b>225</b>	14	0	1:31.531	30.395	161	23.684	201	37.452	216	224
4	<b>0</b>	<b>1:30.939</b>	30.168	162	23.637	201	<b>37.134</b>	216	224	15	<b>0</b>	1:31.749	30.662	161	23.587	201	37.500	216	224
5	0	1:31.351	30.277	162	23.620	<b>202</b>	37.454	216	225	16	0	1:31.664	30.453	161	23.735	200	37.476	216	224
6	0	1:31.708	30.312	161	23.558	200	37.838	216	225	17	0	1:31.848	30.705	159	23.750	200	37.393	216	224
7	0	1:31.801	30.389	160	23.807	201	37.605	215	225	18	0	1:31.681	30.582	160	23.710	200	37.389	216	224
8	0	1:31.524	30.448	161	23.549	201	37.527	215	223	19	0	1:31.805	30.381	160	23.777	201	37.647	216	224
9	0	1:31.136	30.228	161	23.580	200	37.328	216	223	20	0	1:32.273	30.556	160	23.868	199	37.849	216	224
10	0	1:31.161	<b>30.017</b>	162	23.669	200	37.475	216	224	21	0	1:32.911	30.908	160	23.865	200	38.138	185	225
11	0	1:31.125	30.273	161	23.553	201	37.299	215	223										

<b>7 Halder, DEU(#1)</b>									<b>theoretical besttime: 1:30.787</b>										
1	0	1:39.912	38.858	157	23.643	197	37.411	210	126	5	0	1:31.389	30.209	159	23.735	197	37.445	210	<b>219</b>
2	0	1:31.081	30.163	158	23.642	196	<b>37.276</b>	210	218	6	0	1:31.453	30.242	157	23.561	197	37.650	208	219
3	0	1:31.487	30.204	158	23.712	197	37.571	210	219	7	0	1:35.229	30.232	157	23.789	188	41.208	180	216
4	<b>0</b>	<b>1:30.936</b>	<b>30.012</b>	<b>159</b>	<b>23.499</b>	197	37.425	<b>211</b>	218	8	<b>0</b>	1:42.321	32.734	133	26.362	157	43.225	58	186

<b>8 Kircher, DEU(#1)</b>									<b>theoretical besttime: 1:31.379</b>										
1	0	1:41.352	39.132	159	24.379	198	37.841	210	117	12	0	1:34.702	31.159	160	23.818	201	39.725	213	222
2	0	1:32.781	30.819	160	24.156	197	37.806	<b>215</b>	218	13	0	1:32.260	30.668	159	23.726	199	37.866	213	222
3	0	1:32.331	31.162	158	23.659	198	<b>37.510</b>	213	<b>224</b>	14	0	1:31.971	30.410	160	23.838	198	37.723	213	221
4	0	1:32.122	30.826	158	23.662	198	37.634	212	222	15	0	1:32.231	30.667	160	23.586	200	37.978	210	222
5	0	1:31.585	30.487	160	<b>23.503</b>	199	37.595	212	220	16	0	1:33.023	31.304	160	23.794	200	37.925	214	218
6	0	1:31.770	30.433	159	23.598	198	37.739	212	220	17	0	1:32.071	30.680	159	23.680	198	37.711	213	222
7	0	1:31.745	30.501	158	23.529	199	37.715	213	221	18	0	1:32.421	30.752	158	23.706	199	37.963	213	222
8	<b>0</b>	<b>1:31.570</b>	<b>30.366</b>	158	23.669	199	37.535	211	222	19	<b>0</b>	1:32.992	30.947	158	23.902	195	38.143	213	221
9	0	1:32.624	30.901	159	23.807	198	37.916	213	220	20	0	1:33.057	30.637	159	24.280	190	38.140	211	222
10	0	1:33.354	31.752	<b>161</b>	23.727	198	37.875	213	222	21	0	1:32.527	30.626	160	24.222	191	37.679	207	220
11	0	1:32.391	30.798	158	23.817	199	37.776	213	222										

<b>13 Buri, FIN(#1)</b>									<b>theoretical besttime: 1:30.434</b>										
1	0	1:41.391	39.902	158	23.891	200	37.598	213	140	12	0	1:31.178	30.299	160	23.559	199	37.320	215	222
2	0	1:32.288	30.979	161	24.184	197	37.125	214	221	13	0	1:31.521	30.357	160	23.763	198	37.401	214	222
3	<b>0</b>	<b>1:30.483</b>	<b>29.895</b>	160	23.473	199	<b>37.115</b>	215	222	14	<b>0</b>	1:31.499	30.429	159	23.700	201	37.370	215	223
4	0	1:30.791	30.081	<b>162</b>	23.595	200	37.115	215	223	15	0	1:31.385	30.313	160	23.693	200	37.379	215	224
5	0	1:31.716	30.255	161	23.832	<b>201</b>	37.629	214	223	16	0	1:32.052	30.474	160	23.896	200	37.682	216	223
6	0	1:30.608	30.047	161	<b>23.424</b>	201	37.137	<b>217</b>	222	17	0	1:31.811	30.522	158	23.729	200	37.560	215	224
7	0	1:32.118	30.424	161	23.980	200	37.714	214	<b>225</b>	18	0	1:31.777	30.439	160	23.764	199	37.574	216	224
8	0	1:31.254	30.194	161	23.596	200	37.464	216	222	19	0	1:32.448	30.582	159	23.721	200	38.145	215	224
9	0	1:31.346	30.545	160	23.501	200	37.300	214	225	20	0	1:33.235	30.772	159	24.201	196	38.262	214	223
10	0	1:31.060	30.211	161	23.570	200	37.279	214	223	21	0	1:34.019	30.862	158	24.336	197	38.821	203	222
11	0	1:31.353	30.403	160	23.709	200	37.241	214	222										

<b>17 Legutko, POL(#1)</b>									<b>theoretical besttime: 1:31.891</b>										
1	0	1:44.040	41.452	159	24.607	197	37.981	214	148	12	0	1:32.792	30.499	158	24.101	195	38.192	211	219
2	0	1:33.390	30.847	159	24.199	197	38.344	<b>213</b>	222	13	0	1:32.926	30.820	156	24.091	196	38.015	211	219
3	0	1:33.462	31.653	159	23.921	196	37.888	<b>215</b>	222	14	0	1:32.509	<b>30.461</b>	<b>158</b>	23.899	196	38.149	210	219
4	0	1:32.578	30.599	159	23.907	197	38.072	213	<b>222</b>	15	0	1:32.425	30.552	158	23.942	196	37.931	211	219
5	0	1:32.597	31.056	159	23.840	<b>198</b>	37.701	213	221	16	0	1:32.469	30.484	157	24.021	195	37.964	211	219
6	0	1:33.269	30.704	159	24.104	196	38.461	212	221	17	0	1:32.454	30.547	158	23.936	197	37.971	211	219
7	0	1:32.651	30.985	157	24.040	198	<b>37.626</b>	213	221	18	0	<b>1:32.163</b>	30.623	158	<b>23.804</b>	<b>197</b>	37.736	212	219
8	0	1:32.211	30.557	158	23.922	196	37.732	213	221	19	0	1:32.554	30.707	157	24.112	195	37.735	212	220
9	0	1:33.266	31.118	<b>180</b>	23.992	196	38.156	212	221	20	0	1:33.370	30.706	158	24.354	195	38.310	212	220
10	0	1:32.651	30.515	158	24.018	197	38.118	211	219	21	0	1:35.356	31.313	156	24.624	194	39.419	212	220
11	0	1:32.554	30.604	159	24.113	196	37.837	212	219										



# ADAC TCR Germany

## Sector List Race 2

Provisional



Lausitzring, Length: 3478m

Air temperature: 26.72°C

Track temperature: 28.49°C

Weather condition: Dry

**DMSB** Reg. Nr.: R-11752/20

Sunday, August 2, 2020 14:40:00

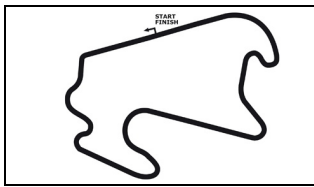
Lap Id	Time	SE1	SP1	SE2	SP2	SE3	SP3	TSP	Lap Id	Time	SE1	SP1	SE2	SP2	SE3	SP3	TSP		
<b>51</b>	Salminen, FIN(#1)								<b>theoretical besttime: 1:31.417</b>										
1	0	1:43.658	40.904	159	24.688	196	38.066	213	145	12	0	1:31.868	30.533	159	23.572	198	37.763	214	222
2	0	1:33.503	30.952	<b>160</b>	24.162	198	38.389	213	222	13	0	1:33.465	30.978	158	24.224	198	38.263	212	<b>222</b>
3	0	1:33.435	31.723	159	23.665	198	38.047	212	222	14	0	1:32.080	30.607	158	23.566	197	37.907	213	221
4	0	1:32.543	30.671	159	23.774	197	38.098	213	221	15	0	1:32.213	30.875	159	23.521	199	37.817	213	222
5	0	1:32.594	30.992	159	23.561	199	38.041	212	221	16	0	1:32.224	30.793	159	23.652	198	37.779	214	222
6	0	1:33.324	30.794	159	24.551	197	37.979	211	220	17	0	1:32.889	31.027	160	23.580	199	38.282	212	221
7	0	1:32.403	30.885	158	<b>23.406</b>	198	38.112	212	219	18	0	1:32.747	31.354	158	23.606	199	37.787	212	218
8	0	<b>1:31.504</b>	<b>30.423</b>	160	23.493	198	<b>37.588</b>	213	220	19	0	1:33.083	30.977	159	23.556	198	38.550	211	220
9	0	1:32.299	30.424	159	23.552	198	38.323	212	221	20	0	1:32.920	31.012	159	23.795	196	38.113	212	220
10	0	1:32.502	30.486	159	23.566	198	38.450	212	220	21	0	1:33.432	30.998	159	24.280	196	38.154	213	220
11	0	1:32.251	30.762	158	23.576	199	37.913	213	221										

<b>53</b>	Halder, DEU(#1)								<b>theoretical besttime: 1:30.968</b>										
1	0	1:40.263	37.869	159	24.252	192	38.142	212	123	12	0	1:32.008	30.296	160	<b>23.513</b>	<b>200</b>	38.199	213	222
2	0	1:31.365	30.472	160	23.586	198	37.307	213	220	13	0	1:32.002	30.587	159	23.662	198	37.753	213	222
3	0	1:31.821	30.842	<b>161</b>	23.553	199	37.426	<b>215</b>	221	14	0	1:32.784	30.783	159	23.952	198	38.049	211	221
4	0	<b>1:31.107</b>	30.324	161	23.542	200	<b>37.241</b>	213	<b>222</b>	15	0	1:32.916	30.976	158	23.954	197	37.986	213	221
5	0	1:32.630	30.471	160	23.733	<b>200</b>	38.426	213	222	16	0	1:32.539	30.895	158	23.997	197	37.647	213	221
6	0	1:31.644	30.479	160	23.613	200	37.552	213	221	17	0	1:32.183	30.515	159	23.892	197	37.776	213	221
7	0	1:31.222	30.226	160	23.643	199	37.353	214	221	18	0	1:32.431	30.717	156	23.973	197	37.741	213	220
8	0	1:31.470	30.396	160	23.691	198	37.383	213	222	19	0	1:34.029	31.973	158	23.920	198	38.136	214	221
9	0	1:31.409	30.346	161	23.619	199	37.444	214	222	20	0	1:32.753	30.694	159	24.013	197	38.046	212	222
10	0	1:31.170	<b>30.214</b>	160	23.552	199	37.404	214	222	21	0	1:32.826	30.808	159	24.034	197	37.984	193	221
11	0	1:31.448	30.490	158	23.619	199	37.339	213	222										

<b>55</b>	Fugel, DEU(#1)								<b>theoretical besttime: 1:31.874</b>										
1	0	1:42.892	40.339	156	24.456	<b>196</b>	38.097	<b>211</b>	139	12	0	<b>1:32.114</b>	30.631	156	23.790	196	<b>37.693</b>	<b>209</b>	217
2	0	1:33.849	31.473	157	24.161	195	38.215	209	<b>219</b>	13	0	1:32.799	30.585	156	23.841	194	38.373	209	217
3	0	1:33.174	31.553	157	23.733	195	37.888	209	217	14	0	1:32.688	30.900	155	23.742	195	38.046	208	217
4	0	1:32.252	30.577	158	23.888	194	37.787	209	217	15	0	1:32.245	30.679	157	23.752	195	37.814	209	217
5	0	1:32.216	30.697	156	23.778	194	37.741	209	217	16	0	1:32.349	<b>30.534</b>	<b>158</b>	23.878	195	37.937	209	217
6	0	1:32.430	30.720	156	23.876	193	37.834	209	217	17	0	1:33.682	30.798	156	23.821	195	39.063	211	217
7	0	1:32.656	31.064	156	23.779	196	37.813	209	216	18	0	1:33.220	31.231	157	23.903	195	38.086	211	218
8	0	1:32.346	30.793	155	23.836	194	37.717	209	217	19	0	1:33.015	30.935	156	23.966	193	38.114	210	218
9	0	1:32.384	30.745	156	23.720	195	37.919	209	217	20	0	1:34.485	31.760	153	24.279	192	38.446	210	219
10	0	1:32.636	30.597	157	<b>23.647</b>	195	38.392	209	217	21	0	1:35.580	31.569	154	24.549	193	39.462	209	218
11	0	1:32.509	30.993	156	23.713	195	37.803	209	217										

<b>88</b>	Fugel, DEU(#1)								<b>theoretical besttime: 1:30.664</b>										
1	0	1:39.494	38.235	158	23.924	196	37.335	210	130	12	0	1:31.538	30.505	159	23.454	198	37.579	211	218
2	0	1:30.924	<b>30.135</b>	159	23.584	197	<b>37.205</b>	210	217	13	0	1:31.350	30.440	158	23.491	198	37.419	211	219
3	0	1:31.051	30.172	<b>160</b>	23.515	198	37.364	210	217	14	0	1:31.339	30.206	159	23.612	198	37.521	211	218
4	0	1:31.602	30.191	159	23.647	198	37.764	210	217	15	0	1:31.522	30.334	158	23.556	198	37.632	211	219
5	0	1:31.068	30.208	159	23.592	198	37.268	210	218	16	0	1:31.632	30.375	159	23.624	197	37.633	211	219
6	0	1:31.233	30.443	160	23.474	198	37.316	210	218	17	0	1:31.791	30.521	157	23.655	198	37.615	211	219
7	0	<b>1:30.807</b>	30.184	160	23.388	198	37.235	211	218	18	0	1:31.477	30.273	159	23.544	198	37.660	212	219
8	0	1:31.093	30.249	160	23.360	<b>199</b>	37.484	210	218	19	0	1:31.446	30.477	158	23.606	198	37.363	212	219
9	0	1:31.189	30.528	158	23.426	198	37.235	211	218	20	0	1:32.161	30.544	158	23.952	197	37.665	212	<b>220</b>
10	0	1:30.928	30.199	160	23.441	198	37.288	211	219	21	0	1:32.765	30.614	158	23.824	197	38.327	148	220
11	0	1:30.998	30.197	159	<b>23.324</b>	199	37.477	210	219										

<b>92</b>	Tovilavicius, LTU(#1)								<b>theoretical besttime: 1:32.081</b>										
1	1	1:44.536	41.194	159	24.658	193	38.684	213	150	12	1	1:33.135	30.745	159	23.907	197	38.483	211	219
2	1	1:33.218	30.788	160	24.072	198	38.358	<b>215</b>	222	13	1	1:32.445	30.664	158	23.804	198	37.977	211	219
3	1	1:33.971	32.024	159	23.864	198	38.083	213	<b>224</b>	14	1	1:32.570	30.688	158	23.780	197	38.102	211	220
4	1	1:32.723	30.558	<b>160</b>	23.959	198	38.206	213	221	15	1	<b>1:32.261</b>	<b>30.464</b>	<b>158</b>	23.834	197	<b>37.963</b>	<b>212</b>	219
5	1	1:32.634	30.830	159	23.676	<b>199</b>	38.128	213	221	16	1	1:33.153	30.871	158	23.846	196	38.436	211	221
6	1	1:33.128	30.755	159	23.767	198	38.606	213	222	17	1	1:32.971	30.883	158	23.849	196	38.239	210	219
7	1	1:32.874	30.826	159	23.864	199	38.184	212	221	18	1	1:32.634	30.913	158	23.755	196	37.966	210	219
8	1	1:32.733	31.072	158	<b>23.654</b>	198	38.007	213	221	19	1	1:33.578	31.200	157	23.995	195	38.383	210	219



# ADAC TCR Germany

## Sector List Race 2

Provisional



Lausitzring, Length: 3478m

Air temperature: 26.72°C

Track temperature: 28.49°C

Weather condition: Dry

**DMSB** Reg. Nr.: R-11752/20

Sunday, August 2, 2020 14:40:00

Lap	Id	Time	SE1	SP1	SE2	SP2	SE3	SP3	TSP	Lap	Id	Time	SE1	SP1	SE2	SP2	SE3	SP3	TSP
9	1	1:32.914	30.792	157	23.822	197	38.300	213	221	20	1	1:33.222	30.946	158	24.008	195	38.268	210	218
10	1	1:32.561	30.666	159	23.876	198	38.019	213	221	21	1	1:33.679	31.099	159	24.182	195	38.398	210	218
11	1	1:33.043	30.667	159	23.896	197	38.480	211	221										

### 97 Gruber, AUT(#1)

theoretical besttime: 1:30.867

1	0	1:42.171	39.667	161	24.515	200	37.989	218	136	12	0	1:31.770	30.493	161	23.478	200	37.799	214	222
2	0	1:32.610	30.876	162	24.147	199	37.587	217	226	13	0	1:31.527	30.495	161	23.581	200	37.451	214	222
3	0	1:32.382	31.018	163	23.984	199	37.380	216	226	14	0	1:31.509	30.565	161	23.548	200	37.396	215	222
4	0	1:32.479	31.573	163	23.570	201	37.336	218	225	15	0	1:31.352	30.329	161	23.529	199	37.494	214	222
5	0	1:31.937	30.840	163	23.580	201	37.517	218	228	16	0	1:31.375	30.438	161	23.602	198	37.335	216	222
6	0	1:31.541	30.285	161	23.650	202	37.606	216	227	17	0	1:31.446	30.419	160	23.540	200	37.487	215	224
7	0	1:31.564	30.361	161	23.410	200	37.793	216	225	18	0	1:32.206	30.552	160	23.979	200	37.675	216	223
8	0	1:31.285	30.349	162	23.760	200	37.176	216	225	19	0	1:31.714	30.676	160	23.526	198	37.512	215	224
9	0	1:32.084	30.315	161	24.018	200	37.751	218	225	20	0	1:32.245	30.710	161	23.700	197	37.835	215	222
10	0	1:32.027	30.989	161	23.406	199	37.632	213	227	21	0	1:32.702	30.665	161	23.868	199	38.169	185	223
11	0	1:31.389	30.435	162	23.510	200	37.444	214	221										

### 98 Seyffert, DEU(#1)

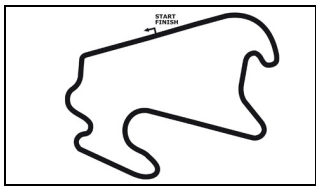
theoretical besttime: 1:31.086

1	0	1:41.853	39.936	155	24.474	200	37.443	217	139	12	0	1:32.986	30.625	162	23.652	202	38.709	215	228
2	0	1:32.435	30.947	163	24.083	202	37.405	219	226	13	0	1:32.362	30.965	160	23.755	201	37.642	215	224
3	0	1:32.343	31.223	163	23.840	202	37.280	218	230	14	0	1:32.163	30.652	161	23.640	201	37.871	215	223
4	0	1:32.753	31.810	162	23.490	201	37.453	216	228	15	0	1:33.408	30.825	161	23.603	200	38.980	214	223
5	0	1:31.923	30.820	162	23.556	201	37.547	216	225	16	0	1:32.645	31.055	160	23.784	200	37.806	215	223
6	0	1:31.287	30.316	162	23.673	201	37.298	216	225	17	0	1:32.004	30.612	161	23.567	201	37.825	214	224
7	0	1:33.226	32.037	180	23.859	201	37.330	218	225	18	0	1:31.979	30.730	161	23.751	200	37.498	216	223
8	0	1:32.205	30.599	162	23.801	201	37.805	215	227	19	0	1:31.920	30.720	161	23.760	200	37.440	215	224
9	0	1:31.544	30.650	162	23.578	201	37.316	216	224	20	0	1:32.000	30.631	161	23.782	200	37.587	215	224
10	0	1:31.877	30.666	162	23.679	201	37.532	218	225	21	0	1:32.508	30.877	161	23.747	201	37.884	216	224
11	0	1:32.336	30.810	161	24.018	199	37.508	218	224										

### 100 Naumann, DEU(#1)

theoretical besttime: 1:31.260

1	0	1:43.045	40.569	160	24.552	200	37.924	215	145	7	0	1:31.439	30.457	161	23.650	201	37.332	216	225
2	0	1:32.318	30.780	161	23.914	199	37.624	215	221	8	0	1:32.422	30.638	160	23.820	197	37.964	212	226
3	0	1:32.494	30.875	162	24.004	200	37.615	214	224	9	0	1:32.563	31.095	123	24.122	200	37.346	216	221
4	0	1:32.479	31.402	161	23.716	199	37.361	215	223	10	0	1:32.134	30.650	161	23.763	200	37.721	215	225
5	0	1:31.836	30.668	161	23.703	201	37.465	216	224	11									224
6	0	1:31.634	30.346	161	23.582	200	37.706	215	224										



# ADAC TCR Germany

## Top speed list Race 2

Provisional



Lausitzring, Length: 3478m

Air temperature: 26.72°C

Track temperature: 28.49°C

Weather condition: Dry

**DMSB** Reg. Nr.: R-11752/20

Sunday, August 2, 2020 14:40:00

#	Name (NAT)	Team	Car name	Speed	Lap	Race time
98	Jan Seyffert (DEU)	HP Racing International (DEU)	Hyundai i30 N TCR	230.10	3	3:16.146
97	Nico Gruber (AUT)	Hyundai Team Engstler (DEU)	Hyundai i30 N TCR	228.15	5	6:21.514
100	Guido Naumann (DEU)	Hyundai Team Engstler (DEU)	Hyundai i30 N TCR	226.23	8	10:57.131
2	Harald Proczyk (AUT)	HP Racing International (DEU)	Hyundai i30 N TCR	225.75	3	3:13.756
13	Antti Buri (FIN)	Hyundai Team Engstler (DEU)	Hyundai i30 N TCR	225.75	7	9:19.161
8	Rene Kircher (DEU)	VOLKSWAGEN Team Oettinger (DEU)	VW Golf GTI TCR	224.34	3	3:16.036
92	Dziugas Tovilavicius (LTU)	SKUBA RACING Team (LTU)	VW Golf GTI TCR	224.34	3	3:19.656
53	Michelle Halder (DEU)	Profi Car Team Halder (DEU)	Honda Civic TCR	222.94	4	4:45.358
17	Albert Legutko (POL)	Albert Legutko Racing (POL)	Honda Civic TCR	222.94	4	4:52.804
51	Harri Salminen (FIN)	Positione Motorsport (FIN)	VW Golf GTI TCR	222.48	13	18:43.801
88	Dominik Fugel (DEU)	Profi Car Honda ADAC Sachsen (DEU)	Honda Civic Type-R TCR	220.20	20	29:04.416
7	Mike Halder (DEU)	Profi Car Honda ADAC Sachsen (DEU)	Honda Civic Type-R TCR	219.75	5	6:15.352
55	Marcel Fugel (DEU)	Profi Car Team Halder (DEU)	Honda Civic Type-R TCR	219.30	2	1:44.835