

Provisional

Result List

Stewards / Race Management

STEWARD	Achim Loth
STEWARD	Dennis Broedel
STEWARD	Wieland Unnasch
RACE DIRECTOR	Niels Wittich
CLERK OF THE COURSE	Janko Garbsch
TECHNICAL DELEGATE	Erik Wilhelm
CHIEF TIMEKEEPER	Steffen Ruhl

Weather Start/Finish

AIR	28.4°C
TRACK	29.6°C
CONDITIONS	Dry
PRESSURE	1000 hPa
AIR	29.6°C
TRACK	31.5°C
CONDITIONS	Dry
PRESSURE	1000 hPa

Track Information

GREEN FLAG	11:18:02
CHEQUERED FLAG	11:48:56
SAFETY CAR PHASE	0
FULL COURSE YELLOW PHASE	0
TRACK NAME	Lausitzring
TRACK LENGTH	3478m
TURN COUNT	12
TOTAL DISTANCE	76.51km
FASTEST LAP:	#17. EDG - 1:23.358

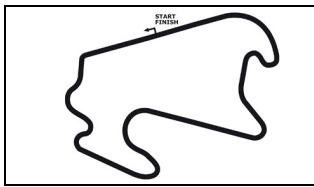
STARTED: 11 CLASSIFIED: 11 NOT CLASSIFIED: 0 DISQUALIFIED: 0

Nr.	Drivers	Team	Laps	Total Time	Gap	Kph	Lap	Time	Kph
Cl.	Car	Competitor							
1	17 J.Edgar(GBR) ADAC Formel 4	(T) Van Amersfoort Racing(NLD) Van Amersfoort Racing	22	30:54.577		149.2	18	1:23.358	150.2
2	52 J.Crawford(USA) ADAC Formel 4	(T) Van Amersfoort Racing(NLD) Van Amersfoort Racing	22	30:56.486	1.909	148.9	10	1:23.550	149.8
3	77 T.Tramnitz(DEU) R ADAC Formel 4	US Racing(DEU) US Racing	22	31:00.474	5.897	148.9	11	1:23.388	150.1
4	4 V.Bernier(FRA) ADAC Formel 4	(T) R-ace GP R-ACE GP	22	31:04.094	9.517	148.4	10	1:23.653	149.6
5	6 K.Smal(RUS) R ADAC Formel 4	R-ace GP R-ACE GP	22	31:04.556	9.979	148.6	13	1:23.643	149.6
6	95 V.Lomko(RUS) R ADAC Formel 4	(T) US Racing(DEU) US Racing	22	31:04.798	10.221	148.5	9	1:23.648	149.6
7	87 O.Bearman(GBR) R ADAC Formel 4	US Racing(DEU) US Racing	22	31:07.750	13.173	148.5	18	1:23.443	150.0
8	58 E.Seppänen(FIN) ADAC Formel 4	(T) US Racing(DEU) US Racing	22	31:10.503	15.926	148.2	12	1:23.696	149.5
9	5 A.Lobanenکو(RUS) R ADAC Formel 4	(T) R-ace GP R-ACE GP	22	31:12.547	17.970	148.0	11	1:23.669	149.6
10	7 J.Knopp(CZE) R ADAC Formel 4	(T) ADAC Berlin-Brandenburg e.V.(DEU) ADAC Berlin-Brandenburg e.V.	22	31:24.089	29.512	147.1	17	1:23.774	149.4
11	29 J.Dürksen(DEU) ADAC Formel 4	(T) ADAC Berlin-Brandenburg e.V.(DEU) ADAC Berlin-Brandenburg e.V.	22	31:28.672	34.095	146.8	15	1:23.889	149.2

Fastest lap of the race. Car 17 driver Jonny Edgar on lap 18. Time 1:23.358, average speed 150.2 km/h.

T = nominated for Team Classification

Subject to final scrutineering!		
Publication time:	Clerk of the Course: Janko Garbsch	Timekeeper: Steffen Ruhl



ADAC Formel 4

Sector List Race 2

Provisional



Lausitzring, Length: 3478m
Air temperature: 29.68°C
Track temperature: 31.19°C
Weather condition: Dry

DMSB Reg. Nr.: R-11752/20

Sunday, August 2, 2020 11:15:00

Lap Id	Time	SE1	SP1	SE2	SP2	SE3	SP3	TSP	Lap Id	Time	SE1	SP1	SE2	SP2	SE3	SP3	TSP		
4 Bernier, FRA(#1)									theoretical besttime: 1:23.596										
1	0	1:33.150	35.425	165	22.052	202	35.673	212	137	12	0	1:24.027	27.844	165	21.326	201	34.857	210	217
2	0	1:25.809	28.594	166	21.647	202	35.568	210	218	13	0	1:23.962	27.913	165	21.270	202	34.779	210	217
3	0	1:24.946	28.394	165	21.550	201	35.002	211	218	14	0	1:23.879	27.771	165	21.312	201	34.796	211	217
4	0	1:24.479	28.155	165	21.445	201	34.879	210	217	15	0	1:24.235	27.819	166	21.344	202	35.072	210	218
5	0	1:24.142	28.029	165	21.369	202	34.744	211	217	16	0	1:24.479	28.200	165	21.434	201	34.845	210	216
6	0	1:23.944	27.896	165	21.326	201	34.722	211	217	17	0	1:23.940	27.872	165	21.264	201	34.804	210	217
7	0	1:23.886	27.898	166	21.285	203	34.703	212	218	18	0	1:24.688	27.899	165	21.345	202	35.444	210	217
8	0	1:23.714	27.808	165	21.241	202	34.665	212	218	19	0	1:25.376	28.950	165	21.469	201	34.957	210	216
9	0	1:23.809	27.752	165	21.274	202	34.783	211	219	20	0	1:24.545	27.946	166	21.430	201	35.169	210	218
10	0	1:23.653	27.690	165	21.272	202	34.691	212	217	21	0	1:25.032	28.513	165	21.523	201	34.996	209	216
11	0	1:23.951	27.795	165	21.285	202	34.871	211	218	22	0	1:24.448	28.070	164	21.432	201	34.946	210	217

5 Lobanenko, RUS(#1)									theoretical besttime: 1:23.602										
1	0	1:36.786	37.830	164	22.387	202	36.569	212	151	12	0	1:25.513	27.732	165	21.359	201	36.422	210	218
2	0	1:28.568	29.224	165	22.297	200	37.047	208	216	13	0	1:23.922	27.865	165	21.284	201	34.773	210	217
3	0	1:28.334	30.504	164	22.455	199	35.375	210	213	14	0	1:23.711	27.650	165	21.317	200	34.744	210	217
4	0	1:25.132	28.233	164	21.523	201	35.376	210	217	15	0	1:23.756	27.693	165	21.245	201	34.818	210	217
5	0	1:24.441	28.086	165	21.324	201	35.031	211	217	16	0	1:24.109	27.701	165	21.624	200	34.784	210	217
6	0	1:24.488	27.841	164	21.469	200	35.178	210	217	17	0	1:23.819	27.733	164	21.284	201	34.802	210	217
7	0	1:24.334	28.022	164	21.336	201	34.976	210	217	18	0	1:23.744	27.653	164	21.322	201	34.769	211	217
8	0	1:24.438	27.949	165	21.442	201	35.047	210	217	19	0	1:23.846	27.724	164	21.318	201	34.804	210	218
9	0	1:23.957	27.756	165	21.208	201	34.993	210	217	20	0	1:23.975	27.795	164	21.344	199	34.836	210	217
10	0	1:24.050	27.864	165	21.296	201	34.890	210	217	21	0	1:23.997	27.696	165	21.405	200	34.896	210	217
11	0	1:23.669	27.662	165	21.234	201	34.773	212	217	22	0	1:23.958	27.738	164	21.317	202	34.903	210	217

6 Smal, RUS(#1)									theoretical besttime: 1:23.455										
1	0	1:35.669	36.864	164	23.040	196	35.765	210	146	12	0	1:23.788	27.780	165	21.200	203	34.808	210	219
2	0	1:26.782	29.307	163	22.185	199	35.290	210	217	13	0	1:23.643	27.761	165	21.178	202	34.704	210	217
3	0	1:24.951	28.292	165	21.520	201	35.139	210	217	14	0	1:23.748	27.845	165	21.266	202	34.637	212	218
4	0	1:24.468	28.047	165	21.531	201	34.890	211	218	15	0	1:23.750	27.861	165	21.192	202	34.697	211	219
5	0	1:23.967	27.886	166	21.346	202	34.735	212	218	16	0	1:23.980	28.077	165	21.279	202	34.624	211	218
6	0	1:23.804	27.737	166	21.340	203	34.727	212	219	17	0	1:23.764	27.734	165	21.330	203	34.700	212	219
7	0	1:23.715	27.727	166	21.360	203	34.628	213	220	18	0	1:24.021	27.661	166	21.434	203	34.926	213	220
8	0	1:23.896	27.850	165	21.297	203	34.749	212	220	19	0	1:25.150	28.595	164	21.619	202	34.936	213	219
9	0	1:23.686	27.757	166	21.214	202	34.715	212	220	20	0	1:24.259	27.944	166	21.441	203	34.874	214	220
10	0	1:23.870	27.653	165	21.317	202	34.900	210	219	21	0	1:25.262	28.579	165	21.736	201	34.947	212	222
11	0	1:23.891	27.936	165	21.261	202	34.694	211	218	22	0	1:24.492	27.988	165	21.574	203	34.930	209	219

7 Knopp, CZE(#1)									theoretical besttime: 1:23.693										
1	0	1:37.114	38.201	163	22.330	200	36.583	212	152	12	0	1:23.967	27.929	166	21.253	203	34.785	210	217
2	0	1:27.830	29.301	165	22.271	200	36.258	210	218	13	0	1:24.965	28.145	164	21.577	202	35.243	210	217
3	0	1:29.040	30.658	161	22.911	201	35.471	213	218	14	0	1:24.372	28.263	165	21.344	201	34.765	210	217
4	0	1:26.708	28.434	165	22.539	191	35.735	210	220	15	0	1:24.355	28.082	164	21.309	201	34.964	210	217
5	0	1:28.177	30.216	159	22.500	198	35.461	209	217	16	0	1:24.307	28.011	165	21.227	201	35.069	210	217
6	0	1:25.072	28.562	165	21.414	201	35.096	210	216	17	0	1:23.774	27.850	166	21.155	202	34.769	210	217
7	0	1:25.022	28.390	164	21.563	201	35.069	210	217	18	0	1:23.821	27.864	165	21.269	203	34.688	210	217
8	0	1:24.708	28.153	165	21.374	201	35.181	210	217	19	0	1:24.330	28.190	164	21.345	202	34.795	210	217
9	0	1:24.948	28.371	164	21.504	200	35.073	210	217	20	0	1:24.561	27.975	165	21.490	202	35.096	210	217
10	0	1:24.095	27.948	165	21.311	202	34.836	210	217	21	0	1:24.492	28.065	165	21.431	202	34.996	209	217
11	0	1:24.182	27.960	164	21.240	202	34.982	210	217	22	0	1:24.249	28.105	165	21.416	202	34.728	210	216

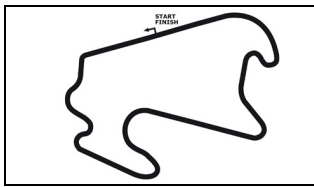
17 Edgar, GBR(#1)									theoretical besttime: 1:23.219										
1	0	1:32.784	35.073	164	22.170	200	35.541	211	132	12	0	1:23.492	27.769	167	21.222	205	34.501	215	222
2	0	1:25.211	28.411	166	21.648	202	35.152	212	218	13	0	1:24.133	28.225	167	21.327	205	34.581	214	222
3	0	1:24.547	28.122	166	21.397	204	35.028	213	220	14	0	1:23.430	27.627	167	21.183	205	34.620	215	222
4	0	1:24.230	27.977	167	21.357	205	34.896	214	220	15	0	1:24.191	28.102	167	21.566	205	34.523	214	222
5	0	1:24.044	27.876	167	21.398	205	34.770	214	221	16	0	1:23.611	27.759	168	21.346	205	34.506	215	222
6	0	1:24.062	27.978	167	21.430	205	34.654	215	222	17	0	1:23.628	27.860	166	21.231	204	34.537	212	220
7	0	1:24.240	28.227	167	21.369	205	34.644	215	223	18	0	1:23.358	27.658	167	21.138	204	34.562	212	219
8	0	1:23.879	27.902	167	21.313	205	34.664	215	223	19	0	1:23.411	27.698	167	21.095	204	34.618	212	219
9	0	1:23.678	27.839	167	21.242	205	34.597	214	223	20	0	1:23.826	27.780	167	21.282	204	34.764	211	219

ver: 1.0

www.adac.de/motorsport

Page 1 / 3 printed: 2.8.2020 11:52





ADAC Formel 4

Sector List Race 2

Provisional



Lausitzring, Length: 3478m
Air temperature: 29.68°C
Track temperature: 31.19°C
Weather condition: Dry

DMSB Reg. Nr.: R-11752/20

Sunday, August 2, 2020 11:15:00

Lap	Id	Time	SE1	SP1	SE2	SP2	SE3	SP3	TSP	Lap	Id	Time	SE1	SP1	SE2	SP2	SE3	SP3	TSP
10	0	1:23.554	27.623	167	21.298	204	34.633	214	222	21	0	1:23.708	27.687	167	21.315	203	34.706	211	218
11	0	1:23.625	27.744	167	21.252	206	34.629	214	222	22	0	1:23.935	27.856	167	21.321	203	34.758	211	218

29 Dürksen, DEU(#1)

theoretical besttime: 1:23.717

1	0	1:38.084	38.657	163	22.485	201	36.942	210	149	12	0	1:24.071	27.854	166	21.334	202	34.883	211	217
2	0	1:29.081	29.285	164	22.049	203	37.747	57	217	13	0	1:24.137	27.925	166	21.420	201	34.792	211	217
3	0	1:40.413	43.476	165	21.754	201	35.183	210		14	0	1:24.156	27.829	166	21.414	201	34.913	211	218
4	0	1:24.885	28.197	165	21.653	201	35.035	210	216	15	0	1:23.889	27.936	166	21.371	202	34.582	212	217
5	0	1:24.400	28.200	165	21.397	202	34.803	212	217	16	0	1:24.208	28.065	166	21.402	201	34.741	211	218
6	0	1:24.732	28.108	164	21.441	202	35.183	211	217	17	0	1:23.926	27.833	167	21.375	201	34.718	212	218
7	0	1:24.562	28.132	165	21.478	201	34.952	210	218	18	0	1:23.953	27.891	166	21.397	202	34.665	212	219
8	0	1:24.171	27.876	166	21.372	201	34.923	210	217	19	0	1:23.889	27.869	166	21.330	201	34.690	212	218
9	0	1:24.387	27.967	166	21.462	202	34.958	210	217	20	0	1:24.124	27.902	166	21.466	202	34.756	212	218
10	0	1:24.963	28.150	163	21.866	198	34.947	211	217	21	0	1:24.109	27.935	166	21.401	202	34.773	211	218
11	0	1:24.241	28.097	166	21.306	203	34.838	211	217	22	0	1:24.291	27.880	166	21.612	201	34.799	212	218

52 Crawford, USA(#1)

theoretical besttime: 1:23.396

1	0	1:31.775	34.424	162	21.951	199	35.400	209	128	12	0	1:23.636	27.716	165	21.300	202	34.620	210	217
2	0	1:25.157	28.473	165	21.601	201	35.083	209	215	13	0	1:24.006	28.228	165	21.256	202	34.522	210	217
3	0	1:24.662	28.205	166	21.522	201	34.935	210	216	14	0	1:23.563	27.618	165	21.319	201	34.626	210	217
4	0	1:24.623	28.153	165	21.558	201	34.912	210	217	15	0	1:24.086	28.134	165	21.266	202	34.686	211	217
5	0	1:24.204	27.979	166	21.403	201	34.822	210	217	16	0	1:23.836	27.848	165	21.277	202	34.711	210	217
6	0	1:24.194	28.043	165	21.428	201	34.723	210	217	17	0	1:24.558	28.450	166	21.368	205	34.740	213	216
7	0	1:24.175	28.226	165	21.275	202	34.674	210	217	18	0	1:23.724	27.809	165	21.307	203	34.608	213	220
8	0	1:23.863	27.909	165	21.291	201	34.663	210	217	19	0	1:23.569	27.661	166	21.316	203	34.592	213	219
9	0	1:23.620	27.742	166	21.301	201	34.577	210	217	20	0	1:24.139	27.716	166	21.369	203	35.054	211	220
10	0	1:23.550	27.694	165	21.275	201	34.581	210	217	21	0	1:23.851	27.925	165	21.281	203	34.645	211	217
11	0	1:23.638	27.754	166	21.303	201	34.581	210	217	22	0	1:24.057	27.861	165	21.413	203	34.783	211	218

58 Seppänen, FIN(#1)

theoretical besttime: 1:23.578

1	0	1:36.536	37.547	163	22.484	196	36.505	210	145	12	0	1:23.696	27.715	165	21.257	200	34.724	210	217
2	0	1:27.850	29.198	164	22.565	195	36.087	210	217	13	0	1:23.894	27.791	165	21.383	200	34.720	209	217
3	0	1:26.217	28.549	165	22.108	195	35.560	210	217	14	0	1:23.735	27.811	165	21.318	200	34.606	210	216
4	0	1:24.949	28.164	165	21.673	199	35.112	210	217	15	0	1:23.870	27.790	165	21.323	200	34.757	210	217
5	0	1:24.776	28.095	165	21.649	199	35.032	210	217	16	0	1:23.855	27.777	165	21.294	200	34.784	208	217
6	0	1:24.520	28.092	164	21.506	199	34.922	210	217	17	0	1:24.701	28.561	165	21.357	202	34.783	212	214
7	0	1:24.221	27.874	165	21.535	199	34.812	210	217	18	0	1:23.955	27.831	166	21.372	201	34.752	212	219
8	0	1:24.087	27.893	165	21.383	199	34.811	210	217	19	0	1:23.909	27.814	166	21.393	200	34.702	210	219
9	0	1:24.204	27.864	164	21.465	199	34.875	209	217	20	0	1:23.831	27.798	166	21.294	201	34.739	211	218
10	0	1:24.239	28.216	164	21.352	200	34.671	209	216	21	0	1:24.978	28.920	165	21.328	200	34.730	210	219
11	0	1:24.036	27.869	164	21.401	200	34.766	210	217	22	0	1:24.444	28.201	164	21.463	201	34.780	210	217

77 Tramnitz, DEU(#1)

theoretical besttime: 1:23.202

1	0	1:35.146	36.641	162	22.783	197	35.722	213	139	12	0	1:23.502	27.690	165	21.258	201	34.554	212	218
2	0	1:26.253	29.088	164	21.868	198	35.297	209	217	13	0	1:23.862	27.781	166	21.445	201	34.636	212	218
3	0	1:24.927	28.241	164	21.646	199	35.040	209	215	14	0	1:23.742	27.668	166	21.388	201	34.686	212	219
4	0	1:24.413	27.960	165	21.519	200	34.934	209	216	15	0	1:23.773	27.648	166	21.553	200	34.572	216	219
5	0	1:24.129	27.835	165	21.390	200	34.904	210	216	16	0	1:24.716	28.435	166	21.510	201	34.771	213	220
6	0	1:23.885	27.769	165	21.338	200	34.778	210	217	17	0	1:23.971	27.813	166	21.398	201	34.760	213	219
7	0	1:23.890	27.784	165	21.318	200	34.788	210	217	18	0	1:24.402	27.833	166	21.498	201	35.071	213	219
8	0	1:23.665	27.673	165	21.272	200	34.720	210	217	19	0	1:23.757	28.093	165	21.207	200	34.457	210	217
9	0	1:23.617	27.554	165	21.459	199	34.604	210	217	20	0	1:23.675	27.618	166	21.290	200	34.767	210	217
10	0	1:23.482	27.594	165	21.265	201	34.623	210	217	21	0	1:23.981	27.751	166	21.401	200	34.829	209	217
11	0	1:23.388	27.538	165	21.244	201	34.606	211	217	22	0	1:24.298	27.833	165	21.427	201	35.038	210	217

87 Bearman, GBR(#1)

theoretical besttime: 1:23.313

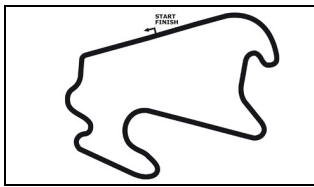
1	0	1:37.429	38.888	161	22.560	199	35.981	211	132	12	0	1:23.491	27.803	165	21.172	202	34.516	211	217
2	0	1:27.965	29.206	165	22.216	202	36.543	210	218	13	0	1:23.616	27.752	165	21.197	202	34.667	211	218
3	0	1:26.965	29.925	163	21.757	199	35.283	209	217	14	0	1:23.577	27.696	165	21.225	202	34.656	211	218
4	0	1:24.718	28.254	164	21.382	200	35.082	210	216	15	0	1:23.659	27.774	165	21.159	203	34.726	213	218
5	0	1:24.272	28.077	164	21.442	200	34.753	210	216	16	0	1:23.583	27.763	166	21.307	203	34.513	213	220
6	0	1:24.054	27.873	164	21.364	202	34.817	211	217	17	0	1:23.893	28.011	165	21.242	201	34.640	209	218

ver: 1.0

www.adac.de/motorsport

Page 2/ 3 printed: 2.8.2020 11:52





ADAC Formel 4

Sector List Race 2

Provisional



Lausitzring, Length: 3478m

Air temperature: 29.68°C

Track temperature: 31.19°C

Weather condition: Dry

DMSB Reg. Nr.: R-11752/20

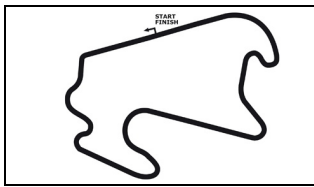
Sunday, August 2, 2020 11:15:00

Lap	Id	Time	SE1	SP1	SE2	SP2	SE3	SP3	TSP	Lap	Id	Time	SE1	SP1	SE2	SP2	SE3	SP3	TSP
7	0	1:23.991	28.041	165	21.233	203	34.717	213	219	18	0	1:23.443	27.789	165	21.117	201	34.537	210	216
8	0	1:24.325	27.828	165	21.542	202	34.955	210	220	19	0	1:23.533	27.788	165	21.104	201	34.641	209	217
9	0	1:23.893	27.909	164	21.258	202	34.726	213	218	20	0	1:24.282	27.700	165	21.648	200	34.934	210	216
10	0	1:24.680	28.294	164	21.357	203	35.029	210	221	21	0	1:23.680	27.837	165	21.194	201	34.649	209	215
11	0	1:24.537	27.852	165	21.730	188	34.955	210	217	22	0	1:24.164	27.939	164	21.327	201	34.898	209	216

95 Lomko, RUS(#1)

theoretical besttime: 1:23.561

1	0	1:35.024	36.319	162	22.621	197	36.084	208	141	12	0	1:23.714	27.730	165	21.215	201	34.769	210	217
2	0	1:28.044	29.889	159	22.506	201	35.649	210	212	13	0	1:23.867	27.743	165	21.363	201	34.761	210	217
3	0	1:25.445	28.482	165	21.623	201	35.340	210	217	14	0	1:24.107	27.838	165	21.434	200	34.835	210	217
4	0	1:24.687	28.168	165	21.432	201	35.087	210	216	15	0	1:24.001	27.874	165	21.391	200	34.736	210	216
5	0	1:24.332	27.999	165	21.389	201	34.944	210	217	16	0	1:23.862	27.833	165	21.322	200	34.707	209	217
6	0	1:24.178	27.915	166	21.310	201	34.953	210	217	17	0	1:23.939	27.927	165	21.374	201	34.638	210	216
7	0	1:24.115	27.988	165	21.276	201	34.851	210	217	18	0	1:23.682	27.735	165	21.308	201	34.639	210	217
8	0	1:24.044	27.850	165	21.304	201	34.890	210	217	19	0	1:23.658	27.789	165	21.193	201	34.676	210	217
9	0	1:23.648	27.758	165	21.227	201	34.663	210	217	20	0	1:24.878	28.432	164	21.593	200	34.853	209	217
10	0	1:23.880	27.766	165	21.325	201	34.789	210	217	21	0	1:23.731	27.802	166	21.201	202	34.728	212	216
11	0	1:23.781	27.848	165	21.262	201	34.671	210	216	22	0	1:24.181	27.873	166	21.419	204	34.889	209	218



ADAC Formel 4

Top speed list Race 2

Provisional



Lausitzring, Length: 3478m

Air temperature: 29.68°C

Track temperature: 31.19°C

Weather condition: Dry

DMSB Reg. Nr.: R-11752/20

Sunday, August 2, 2020 11:15:00

#	Name (NAT)	Team	Car name	Speed	Lap	Race time
17	Jonny Edgar (GBR)	Van Amersfoort Racing (NLD)	ADAC Formel 4	223.40	7	8:36.782
6	Kirill Smal (RUS)	R-ace GP	ADAC Formel 4	222.02	21	28:16.719
87	Oliver Bearman (GBR)	US Racing (DEU)	ADAC Formel 4	221.11	10	12:59.539
7	Josef Knopp (CZE)	ADAC Berlin-Brandenburg e.V. (DEU)	ADAC Formel 4	220.65	4	4:35.910
52	Jak Crawford (USA)	Van Amersfoort Racing (NLD)	ADAC Formel 4	220.65	18	23:59.074
77	Tim Tramnitz (DEU)	US Racing (DEU)	ADAC Formel 4	220.20	16	21:13.590
58	Elias Seppänen (FIN)	US Racing (DEU)	ADAC Formel 4	219.75	19	25:35.280
4	Victor Bernier (FRA)	R-ace GP	ADAC Formel 4	219.30	9	11:26.007
29	Joshua Dürksen (DEU)	ADAC Berlin-Brandenburg e.V. (DEU)	ADAC Formel 4	219.30	18	24:30.244
5	Artem Lobanenko (RUS)	R-ace GP	ADAC Formel 4	218.85	19	25:38.719
95	Vlad Lomko (RUS)	US Racing (DEU)	ADAC Formel 4	218.85	22	29:42.559