

# ADAC GT Masters

## Results Zeittraining 2



Provisional

Sachsenring, Length: 3645 m

Air temperature: 20.1°C

Track temperature: 21.3°C

Weather condition: Dry



Reg. Nr.: 186/2012

Friday 8.6.2012 19:20

**ADAC Masters  
Weekend**

started : 39      classified : 37      not classified : 2

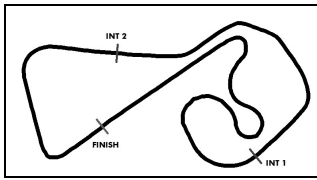
	Drivers	Team	Car	Lap	Best Time	Gap	Diff	Kph	Day Time
1	28 D.Alessi/D.Keilwitz	Callaway Competition(GER)	Corvette Z06.R GT3	4	<b>1:21.762</b>			160,5	18:36:05
2	20 D.Schwager/C.Hürtgen	Schubert Motorsport(GER)	BMW Z4 GT3	8	<b>1:21.928</b>	0.166	0.166	160,2	19:05:24
3	1 M.Martin/D.Lunardi	ALPINA(GER)	BMW Alpina B6 GT3	9	<b>1:21.928</b>	0.166		160,2	19:27:04
4	21 E.Sandström/C.Mies	Prosperia uhc speed(GER)	AUDI R8 LMS ultra	10	<b>1:21.993</b>	0.231	0.065	160,0	19:20:43
5	19 A.Al Faisal/M.Bortolotti	Schubert Motorsport(GER)	BMW Z4 GT3	8	<b>1:21.998</b>	0.236	0.005	160,0	19:21:37
6	42 M.Mayer/J.Seyffarth	SMS Seyffarth Motorsport(GER)	Mercedes Benz AMG SLS GT3	6	<b>1:22.150</b>	0.388	0.152	159,7	19:24:13
7	33 K.Poulsen(*A*)/C.Nygaard	Young Driver AMR(GER)	Aston Martin V12 Vantage GT3	11	<b>1:22.195</b>	0.433	0.045	159,6	19:26:33
8	23 M.Matzke/F.Lestrup	WestCoastRacing(SWE)	BMW Z4 GT3	5	<b>1:22.262</b>	0.500	0.067	159,5	18:46:32
9	29 R.Renauer/N.Armino	FROGREEN CO2 neutral(GER)	Porsche 911 GT3 R	6	<b>1:22.272</b>	0.510	0.010	159,5	19:04:30
10	24 D.Retera/P.Kox	InternetX - Reiter Engineering(GER)	Lamborghini Gallardo LP600+	6	<b>1:22.300</b>	0.538	0.028	159,4	18:40:30
11	31 M.Schulze/T.Schulze	Schulze Motorsport(GER)	Nissan GT-R GT3	4	<b>1:22.333</b>	0.571	0.033	159,4	18:39:19
12	18 T.Seiler(*A*)/F.Kechele	Callaway Competition(GER)	Corvette Z06.R GT3	10	<b>1:22.362</b>	0.600	0.029	159,3	19:20:32
13	38 J.Krohn/N.Verdonck	Lambda Performance(GER)	Ford GT GT3	11	<b>1:22.390</b>	0.628	0.028	159,3	19:28:17
14	41 S.Knap/J.den Boer	DB Motorsport(NED)	BMW Z4 GT3	11	<b>1:22.432</b>	0.670	0.042	159,2	19:22:14
15	5 M.Götz/S.Asch	kfzteile24 MS RACING Team(GER)	Mercedes Benz AMG SLS GT3	5	<b>1:22.537</b>	0.775	0.105	159,0	19:19:23
16	37 S.Bert/L.Ludwig	Gemballa Racing(GER)	McLaren MP4-12C GT3	5	<b>1:22.608</b>	0.846	0.071	158,8	18:46:30
17	7 C.Frankenhou/K.Heyer	Heico Motorsport(GER)	Mercedes Benz AMG SLS GT3	11	<b>1:22.618</b>	0.856	0.010	158,8	19:19:04
18	2 J.Leidinger/F.Spengler	Liqui Moly Team Engstler(GER)	BMW Alpina B6 GT3	10	<b>1:22.632</b>	0.870	0.014	158,8	19:06:15
19	15 S.Dolenc(*A*)/M.Ragginger	FACH AUTO TECH(SUI)	Porsche 911 GT3 R	6	<b>1:22.633</b>	0.871	0.001	158,8	18:40:00
20	4 F.Stoll/D.Dobitsch	kfzteile24 MS RACING Team(GER)	Mercedes Benz AMG SLS GT3	11	<b>1:22.696</b>	0.934	0.063	158,7	19:18:25
21	40 R.Rast/C.Mamerow	MAMEROW Racing(GER)	AUDI R8 LMS ultra	9	<b>1:22.703</b>	0.941	0.007	158,7	19:24:36
22	25 G.Engelhardt(*A*)/M.Seefried	Team GT 3 Kasko(GER)	Porsche 911 GT3 R	7	<b>1:22.704</b>	0.942	0.001	158,7	19:04:28
23	36 C.Engelhart/N.Tandy	Team Geyer&Weinig EDV Schütz M	Porsche 911 GT3 R	7	<b>1:22.731</b>	0.969	0.027	158,6	19:22:17
24	11 D.Mengesdorf/R.Bader	Team rhino's Leipert Motorsport(GE	Lamborghini Gallardo LP600+	9	<b>1:22.779</b>	1.017	0.048	158,5	19:20:38
25	9 A.Simonsen/M.Buhk	HEICO Junior Team(GER)	Mercedes Benz AMG SLS GT3	9	<b>1:22.976</b>	1.214	0.197	158,1	19:18:06
26	8 H.Proczyk/D.Baumann	Heico Motorsport(GER)	Mercedes Benz AMG SLS GT3	9	<b>1:23.063</b>	1.301	0.087	158,0	19:22:29
27	32 F.Stuck/J.Stuck	Young Driver AMR(GER)	Aston Martin V12 Vantage GT3	10	<b>1:23.139</b>	1.377	0.076	157,8	19:27:11
28	44 J.Stovicek(*A*)/E.Janis	HEICO-GRAVITY CHAROUZ TEAM	Mercedes Benz AMG SLS GT3	7	<b>1:23.250</b>	1.488	0.111	157,6	19:04:05
29	27 A.Wirth/H.Frentzen	Callaway Competition(GER)	Corvette Z06.R GT3	8	<b>1:23.310</b>	1.548	0.060	157,5	19:23:07
30	26 R.Bourdeaux(*A*)/A.Renauer	Team GT 3 Kasko(GER)	Porsche 911 GT3 R	3	<b>1:23.570</b>	1.808	0.260	157,0	18:34:56
31	17 R.Lips/F.Schmickler	Callaway Competition(GER)	Corvette Z06.R GT3	7	<b>1:23.597</b>	1.835	0.027	157,0	18:43:09
32	10 L.Arnold/A.Margaritis	Schöner Wohnen Polarweiss Team	Mercedes Benz AMG SLS GT3	7	<b>1:23.635</b>	1.873	0.038	156,9	19:23:55
33	35 A.Winter(*A*)/C.Geipel	YACO Racing powered by Jochen S	Chevrolet Camaro GT3	6	<b>1:24.563</b>	2.801	0.928	155,2	18:39:54
34	16 A.Gugger(*A*)/O.Klohs(*A*)	FACH AUTO TECH(SUI)	Porsche 911 GT3 R	8	<b>1:25.280</b>	3.518	0.717	153,9	19:18:33
35	14 C.Ott/A.Müller	MRS GT-Racing(GER)	McLaren MP4-12C GT3	2	<b>1:25.568</b>	3.806	0.288	153,4	18:37:39
36	34 M.Sandritter/C.Bracke	YACO Racing powered by Jochen S	Chevrolet Camaro GT3	8	<b>1:26.859</b>	5.097	1.291	151,1	18:42:53
37	12 O.Petrishin(*A*)/K.Baier(*A*)	Team rhino's Leipert Motorsport(GE	Lamborghini Gallardo LP600+	6	<b>1:36.013</b>	14.251	9.154	136,7	18:45:11
<b>not classified</b>									
	6 M.Farnbacher/N.Kentenich	Farnbacher ESET Racing(GER)	Ferrari 458 Italia GT3	0					
	22 C.Tilke(*A*)/C.Abt	Prosperia uhc speed(GER)	AUDI R8 LMS ultra	0					

**Subject to final scrutineering!**

Publications Time:

Race Director:

Time Keeping:



# ADAC GT Masters

## Lap analysis Zeittraining 2



Provisional

Sachsenring, Length: 3645 m  
 Air temperature: 20.1°C  
 Track temperature: 21.3°C  
 Weather condition: Dry

**DMSB** Reg. Nr.: 186/2012  
Deutscher Motor Sport Bund e.V.

**ADAC Masters  
 Weekend**

Friday 8.6.2012 19:20

Lap	Time	SE1	SP1	SE2	SP2	SE3	SP3	TSP	Lap	Time	SE1	SP1	SE2	SP2	SE3	SP3	TSP
<b>1</b>	Maxime Martin, BEL/ Dino Lunardi, FRA								<b>theoretical besttime: 1:21.285</b>								
1	19:05.709	18:12.726		21.677		31.306			7	16:48.615	16:06.962		19.100		22.553	155	
2	12:35.948	11:51.802		20.773		23.373	153		8	1:22.017	41.817		18.670		<b>21.530</b>	153	223
3	1:22.457	42.096		18.638		21.723	148	222	9	<b>1:21.928</b>	<b>41.546</b>		18.469		21.913	153	223
4	1:22.111	41.820		<b>18.209</b>		22.082	152	221	10	1:22.000	41.774		18.558		21.668	153	222
5	1:24.120	41.884		19.665		22.571	<b>155</b>	223	11	1:42.137	46.304		20.954		34.879		224
6	1:41.365	45.291		21.614		34.460		<b>224</b>									

<b>2</b>	Johannes Leidinger, GER/ Florian Spengler, GER								<b>theoretical besttime: 1:22.390</b>								
1	2:34.626	1:49.041		21.945		23.640	153		8	22:21.603	21:38.968		20.242		22.393	154	
2	1:24.427	43.334		18.907		22.186	152	218	9	1:23.045	42.698		18.750		<b>21.597</b>	154	220
3	1:23.361	42.796		18.686		21.879	152	221	10	<b>1:22.632</b>	42.282		<b>18.533</b>		21.817	<b>156</b>	224
4	1:23.469	42.451		18.945		22.073	152	222	11	1:47.018	48.918		25.525		32.575		<b>224</b>
5	1:29.542	44.858		19.843		24.841	155	222	12	9:24.759	8:38.109		23.117		23.533	156	
6	1:23.400	42.525		18.940		21.935	154	223	13	1:30.870	<b>42.260</b>		19.303		29.307		224
7	1:29.196	43.137		18.728		27.331		223									

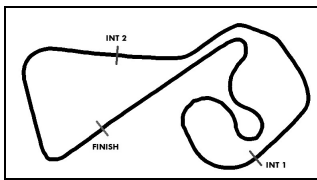
<b>4</b>	Florian Stoll, GER/ Daniel Dobitsch, AUT								<b>theoretical besttime: 1:22.640</b>								
1	12:15.067	11:24.446		23.903		26.718	151		7	1:23.451	42.504		18.767		22.180	150	221
2	1:24.199	43.224		18.997		21.978	154	219	8	1:23.686	42.694		<b>18.648</b>		22.344	153	221
3	1:23.201	42.664		18.661		21.876	153	221	9	1:45.639	47.448		23.561		34.630		222
4	1:31.511	43.361		20.944		27.206		221	10	9:06.727	8:17.491		20.753		28.483	<b>154</b>	
5	15:25.858	14:36.261		20.946		28.651	151		11	<b>1:22.696</b>	<b>42.169</b>		18.704		<b>21.823</b>	153	222
6	1:23.378	42.561		18.914		21.903	154	219	12	1:32.845	42.510		19.020		31.315		<b>222</b>

<b>5</b>	Maximilian Götz, GER/ Sebastian Asch, GER								<b>theoretical besttime: 1:22.408</b>								
1	35:57.566	35:05.867		25.019		26.680	149		7	1:22.803	42.096		18.904		21.803	152	221
2	1:52.973	51.674		27.037		34.262		192	8	1:22.693	42.056		18.915		21.722	152	221
3	8:47.568	8:02.486		20.772		24.310	153		9	1:23.269	42.245		18.943		22.081	152	221
4	1:22.930	42.256		18.962		21.712	<b>154</b>	220	10	1:22.711	42.152		18.784		21.775	150	220
5	<b>1:22.537</b>	<b>42.053</b>		18.895		<b>21.589</b>	153	<b>221</b>	11	1:25.966	42.383		18.815		24.768	148	219
6	1:22.643	42.058		<b>18.766</b>		21.819	152	221	12	1:30.360	42.295		19.064		29.001		219

<b>7</b>	Christiaan Frankenhou, NED/ Kenneth Heyer, GER								<b>theoretical besttime: 1:22.548</b>								
1	7:18.857	6:35.822		20.431		22.604	150		7	1:23.261	42.575		18.833		21.853	149	219
2	1:24.728	43.424		19.000		22.304	150	216	8	1:23.464	42.590		18.872		22.002	<b>152</b>	219
3	1:23.497	42.700		18.771		22.026	150	218	9	1:31.317	42.432		18.931		29.954		220
4	1:23.513	42.690		18.930		21.893	<b>152</b>	219	10	10:33.349	9:51.409		18.749		23.191	<b>152</b>	
5	1:26.990	42.775		19.034		25.181		219	11	<b>1:22.618</b>	42.195		<b>18.676</b>		<b>21.747</b>	151	<b>221</b>
6	19:52.724	19:10.783		19.694		22.247	151		12	1:28.651	<b>42.125</b>		18.918		27.608		220

<b>8</b>	Hari Proczyk, AUT/ Dominik Baumann, AUT								<b>theoretical besttime: 1:22.887</b>								
1	9:35.641	8:46.559		23.555		25.527	143		7	32:57.811	32:15.239		20.605		21.967	155	
2	1:29.437	47.594		19.922		21.921	154	212	8	1:24.302	42.941		19.547		<b>21.814</b>	<b>155</b>	222
3	1:23.685	42.810		18.957		21.918	154	220	9	<b>1:23.063</b>	42.453		18.719		21.891	155	<b>222</b>
4	1:23.073	<b>42.366</b>		18.882		21.825	154	221	10	1:23.190	42.512		18.795		21.883	155	222
5	1:23.262	42.530		18.791		21.941	154	221	11	1:23.166	42.483		<b>18.707</b>		21.976	154	<b>222</b>
6	1:28.712	43.817		19.358		25.537		222	12	1:29.374	42.384		19.269		27.721		222

<b>9</b>	Andreas Simonsen, GER/ Maximilian Buhk, GER								<b>theoretical besttime: 1:22.633</b>								
1	13:02.575	12:20.199		20.312		22.064	153		7	1:50.486	44.167		27.908		38.411		221
2	1:23.632	42.911		18.824		21.897	152	218	8	8:54.614	8:11.526		20.077		23.011	153	
3	1:23.125	42.532		<b>18.666</b>		21.927	152	220	9	<b>1:22.976</b>	42.342		18.719		21.915	153	221
4	1:25.746	43.134		18.794		23.818	152	220	10	1:23.287	<b>42.295</b>		18.984		22.008	152	222
5	1:32.155	42.473		19.810		29.872		221	11	1:23.114	42.667		18.775		<b>21.672</b>	<b>153</b>	222
6	17:10.632	16:20.242		26.039		24.351	152		12	1:28.494	42.441		18.825		27.228		<b>222</b>



# ADAC GT Masters

## Lap analysis Zeittraining 2



Provisional

Sachsenring, Length: 3645 m

Air temperature: 20.1°C

Track temperature: 21.3°C

Weather condition: Dry



Reg. Nr.: 186/2012

Friday 8.6.2012 19:20

**ADAC Masters  
Weekend**

Lap	Time	SE1	SP1	SE2	SP2	SE3	SP3	TSP	Lap	Time	SE1	SP1	SE2	SP2	SE3	SP3	TSP
<b>10</b>	Lance David Arnold, GER/ Alexandros Margaritis, GRE								<b>theoretical besttime: 1:23.366</b>								
1	36:51.269	36:01.241		20.428		29.600			7	<b>1:23.635</b>	42.811		<b>18.882</b>		21.942	150	218
2	10:02.992	9:12.056		23.268		27.668	<b>154</b>		8	1:23.961	42.743		19.026		22.192	151	218
3	1:24.789	42.928		19.444		22.417	151	218	9	1:23.743	42.767		18.976		22.000	150	218
4	1:24.421	<b>42.606</b>		19.202		22.613	148	218	10	1:23.656	42.892		18.886		<b>21.878</b>	149	218
5	1:24.637	43.397		19.340		21.900	152	217	11	1:36.380	46.384		19.790		30.206		218
6	1:24.005	42.970		19.102		21.933	151	<b>219</b>									

<b>11</b>	David Mengesdorf, GER/ Raffael Bader, SUI								<b>theoretical besttime: 1:22.453</b>								
1	12:08.010	11:12.351		25.868		29.791	151		8	1:23.214	43.117		<b>18.386</b>		<b>21.711</b>	<b>157</b>	220
2	1:26.245	43.947		19.218		23.080	153	217	9	<b>1:22.779</b>	<b>42.356</b>		18.544		21.879	155	222
3	1:23.119	42.642		18.568		21.909	156	219	10	1:23.299	42.392		18.829		22.078	153	<b>223</b>
4	4:06.850	3:09.856		24.365		32.629		221	11	1:23.374	42.588		18.810		21.976	155	221
5	17:06.703	16:23.703		19.618		23.382	155		12	1:23.212	42.577		18.674		21.961	155	223
6	1:46.655	49.686		25.216		31.753		221	13	1:23.451	42.497		19.101		21.853	155	222
7	9:54.777	9:11.729		21.311		21.737	155		14	1:34.922	44.398		21.505		29.019		221

<b>12</b>	Oleg Petrishin, RUS/ Korbinian Baier, GER								<b>theoretical besttime: 1:35.473</b>								
1	6:58.514	6:01.031		28.246		29.237	145		6	<b>1:36.013</b>	48.863		22.953		24.197	<b>149</b>	216
2	1:45.866	57.546		23.634		24.686	148	210	7	1:37.840	50.458		<b>22.844</b>		24.538	145	216
3	1:37.162	50.077		23.074		<b>24.011</b>	148	<b>216</b>	8	1:36.996	49.759		23.018		24.219	144	214
4	1:36.248	<b>48.618</b>		22.958		24.672	147	216	9	2:12.859	1:00.701		34.386		37.772		<b>216</b>
5	1:37.638	49.453		23.578		24.607	149	214									

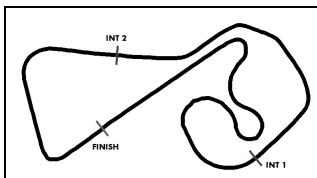
<b>14</b>	Christian Ott, GER/ Alex Müller, GER								<b>theoretical besttime: 1:24.497</b>								
1	6:14.059	5:31.913		19.784		22.362	152		4	1:29.142	43.511		19.414		26.217		221
2	<b>1:25.568</b>	43.480		18.841		<b>23.247</b>	<b>154</b>	221	5	8:55.525	7:59.909		24.934		30.682		
3	1:36.316	<b>42.427</b>		<b>18.823</b>		35.066	152	<b>223</b>									

<b>15</b>	Swen Dolenc, GER/ Martin Ragginger, AUT								<b>theoretical besttime: 1:22.633</b>								
1	2:36.532	1:51.725		21.127		23.680	149		5	1:30.397	46.446		21.606		22.345	155	227
2	1:26.727	44.050		18.904		23.773	<b>156</b>	215	6	<b>1:22.633</b>	<b>42.031</b>		<b>18.830</b>		<b>21.772</b>	150	228
3	1:24.029	42.042		19.968		22.019	155	228	7	1:31.002	43.870		20.039		27.093		226
4	1:40.305	42.077		28.734		29.494	153	<b>228</b>	8	20:40.487	19:50.076		21.654		28.757		

<b>16</b>	Andrina Gugger, SUI/ Otto Klohs, GER								<b>theoretical besttime: 1:25.009</b>								
1	16:07.640	15:13.531		26.064		28.045	152		7	9:39.739	8:57.540		19.695		22.504	153	
2	1:34.723	48.215		22.316		24.192	154	191	8	<b>1:25.280</b>	43.650		<b>19.496</b>		<b>22.134</b>	154	227
3	1:40.607	43.902		23.270		33.435		224	9	1:26.330	<b>43.379</b>		20.060		22.891	153	227
4	14:57.751	14:15.575		19.715		22.461	153		10	1:30.689	43.661		23.732		23.296	<b>154</b>	227
5	1:25.449	43.516		19.687		22.246	<b>154</b>	226	11	1:33.670	44.077		20.158		29.435		<b>227</b>
6	1:42.539	44.142		26.143		32.254		225									

<b>17</b>	Remo Lips, SUI/ Frank Schmickler, GER								<b>theoretical besttime: 1:23.597</b>								
1	2:49.554	2:02.815		21.822		24.917	151		7	<b>1:23.597</b>	<b>42.767</b>		<b>18.870</b>		<b>21.960</b>	<b>156</b>	225
2	1:25.535	44.251		19.198		22.086	154	222	8	1:38.778	44.489		23.016		31.273		225
3	1:24.281	43.007		19.139		22.135	156	224	9	17:01.939	16:16.713		20.730		24.496	154	
4	1:24.423	43.195		19.231		21.997	156	224	10	1:23.963	43.063		18.909		21.991		225
5	1:43.170	51.364		21.214		30.592		225	11	1:23.835	42.833		19.020		21.982		226
6	2:59.175	2:15.893		20.394		22.888	155		12	1:42.416	47.497		21.682		33.237		<b>227</b>

<b>18</b>	Toni Seiler, SUI/ Frank Kechele, GER								<b>theoretical besttime: 1:22.027</b>								
1	2:24.480	1:41.217		20.242		23.021	154		7	1:32.849	42.457		19.811		30.581		226
2	1:26.119	43.850		19.510		22.759	157	222	8	36:23.479	35:32.397		19.966		31.116		
3	1:22.856	42.514		18.827		21.515	157	225	9	1:42.635	1:01.830		18.889		21.916	<b>158</b>	
4	1:22.921	42.671		18.706		21.544	158	226	10	<b>1:22.362</b>	<b>41.911</b>		18.994		<b>21.457</b>	157	<b>228</b>
5	1:32.074	44.604		19.534		27.936	158	227	11	1:22.545	42.007		18.942		21.596	156	228
6	1:22.569	42.263		<b>18.659</b>		21.647	156	227	12	1:30.031	42.310		19.659		28.062		226



# ADAC GT Masters

## Lap analysis Zeittraining 2



Provisional

Sachsenring, Length: 3645 m

Air temperature: 20.1°C

Track temperature: 21.3°C

Weather condition: Dry



Reg. Nr.: 186/2012

Friday 8.6.2012 19:20

**ADAC Masters  
Weekend**

Lap	Time	SE1	SP1	SE2	SP2	SE3	SP3	TSP	Lap	Time	SE1	SP1	SE2	SP2	SE3	SP3	TSP
<b>19</b>	Abdulaziz Al Faisal, KSA/ Mirko Bortolotti, ITA								<b>theoretical besttime: 1:21.965</b>								
1	13:18.522	12:34.254		21.325		22.943	150		6	1:22.342	42.181		<b>18.513</b>		21.648	150	216
2	1:23.454	43.048		18.747		21.659	148	214	7	1:22.369	42.161		18.637		<b>21.571</b>	147	217
3	1:22.865	42.335		18.596		21.934	150	214	8	<b>1:21.998</b>	<b>41.881</b>		18.542		21.575	<b>154</b>	216
4	1:32.176	43.359		21.606		27.211		216	9	1:28.172	47.634		18.884		21.654	152	<b>219</b>
5	29:53.200	29:12.256		19.037		21.907	153		10	1:28.655	42.047		18.766		27.842		217

<b>20</b>	Dominik Schwager, GER/ Claudia Hürtgen, GER								<b>theoretical besttime: 1:21.692</b>								
1	2:39.219	1:48.014		20.940		30.265	145		6	24:05.302	23:22.721		19.826		22.755	<b>153</b>	
2	1:29.139	46.204		19.488		23.447	153	202	7	1:25.463	<b>41.730</b>		20.125		23.608	153	219
3	1:22.296	42.239		<b>18.394</b>		21.663	151	217	8	<b>1:21.928</b>	41.811		18.549		<b>21.568</b>	149	<b>220</b>
4	1:28.822	47.053		19.209		22.560	150	218	9	1:37.882	41.830		18.579		37.473		218
5	1:31.927	46.810		19.072		26.045		218									

<b>21</b>	Edward Sandström, SWE/ Christopher Mies, GER								<b>theoretical besttime: 1:21.974</b>								
1	15:33.726	14:51.550		20.267		21.909	151		7	8:39.913	7:56.803		20.449		22.661	<b>153</b>	
2	1:22.822	42.413		18.683		21.726	150	214	8	1:22.241	41.935		18.646		<b>21.660</b>	153	215
3	1:32.638	43.704		22.570		26.364	149	215	9	1:26.823	42.863		21.258		22.702	153	<b>217</b>
4	2:11.844	58.346		34.652		38.846		214	10	<b>1:21.993</b>	41.732		<b>18.599</b>		21.662	150	217
5	15:26.838	14:43.316		20.898		22.624	153		11	1:24.097	<b>41.715</b>		19.628		22.754	152	216
6	1:44.466	47.363		24.124		32.979		216	12	1:30.360	42.009		18.690		29.661		216

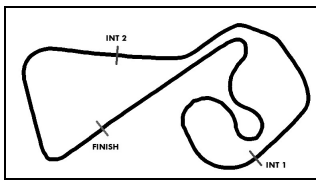
<b>23</b>	Martin Matzke, CZE/ Fredrik Lestrup, SWE								<b>theoretical besttime: 1:21.993</b>								
1	10:58.368	10:14.750		20.792		22.826	150		7	34:53.306	34:09.217		19.359		24.730	<b>153</b>	
2	1:24.949	43.471		19.649		21.829	152	215	8	1:22.524	42.217		18.666		21.641	150	219
3	1:23.130	42.434		18.870		21.826	152	219	9	1:22.507	42.347		18.549		21.611	151	218
4	1:23.198	42.114		18.792		22.292	150	218	10	1:22.361	42.159		18.435		21.767	150	218
5	<b>1:22.262</b>	42.279		<b>18.387</b>		21.596	152	218	11	1:22.282	<b>42.026</b>		18.676		<b>21.580</b>	151	218
6	1:27.889	42.707		18.991		26.191		220	12	1:30.872	42.196		19.228		29.448		<b>220</b>

<b>24</b>	Dennis Reitera, NED/ Peter Kox, NED								<b>theoretical besttime: 1:22.216</b>								
1	3:28.551	2:43.533		21.934		23.084	150		7	1:29.746	42.472		20.770		26.504		215
2	1:25.365	43.838		19.507		22.020	153	213	8	6:40.468	5:46.228		24.784		29.456		
3	1:23.205	42.838		18.777		21.590	<b>154</b>	215	9	33:19.404	32:36.006		21.095		22.303	153	
4	1:28.116	44.497		20.090		23.529	153	217	10	1:22.471	42.228		18.666		21.577	154	216
5	1:22.563	42.417		18.622		<b>21.524</b>	154	216	11	1:23.245	42.348		18.890		22.007	154	217
6	<b>1:22.300</b>	<b>42.149</b>		<b>18.543</b>		21.608	153	217	12	1:30.893	42.484		19.039		29.370		<b>217</b>

<b>25</b>	Georg Engelhardt, GER/ Marco Seefried, GER								<b>theoretical besttime: 1:22.493</b>								
1	11:24.915	10:38.256		22.319		24.340	157		6	1:23.191	42.500		18.840		21.851	154	224
2	1:24.003	43.316		18.768		21.919	153	223	7	<b>1:22.704</b>	42.280		18.728		<b>21.696</b>	155	225
3	1:22.906	42.485		<b>18.532</b>		21.889	<b>157</b>	224	8	1:23.165	42.434		18.916		21.815	153	225
4	1:40.745	<b>42.265</b>		29.093		29.387		<b>225</b>	9	1:41.734	45.187		21.837		34.710		224
5	15:49.928	15:06.281		20.321		23.326	155		10	9:53.989	9:00.154		21.198		32.637		

<b>26</b>	Rene Bourdeaux, GER/ Alfred Renauer, GER								<b>theoretical besttime: 1:23.273</b>								
1	2:08.750	1:25.059		21.042		22.649	152		6	38:52.492	38:07.876		21.699		22.917	154	
2	1:24.379	43.642		18.999		21.738	154	221	7	1:23.701	42.779		19.118		21.804	154	225
3	<b>1:23.570</b>	42.884		<b>18.995</b>		<b>21.691</b>	154	224	8	1:36.255	<b>42.587</b>		29.166		24.502	153	<b>226</b>
4	1:24.389	42.872		19.455		22.062	<b>154</b>	225	9	1:24.115	43.017		19.341		21.757	154	225
5	1:32.018	44.517		20.529		26.972		225	10	1:40.916	48.362		20.484		32.070		226

<b>27</b>	Andreas Wirth, GER/ Heinz-Harald Frentzen, GER								<b>theoretical besttime: 1:23.102</b>								
1	32:30.815	31:42.532		22.689		25.594	149		7	1:25.557	42.752		20.752		22.053	<b>159</b>	227
2	1:37.873	46.402		24.184		27.287	154	215	8	<b>1:23.310</b>	42.739		<b>18.911</b>		<b>21.660</b>	139	227
3	1:32.434	43.822		19.812		28.800		222	9	1:28.550	42.622		21.122		24.806	143	<b>228</b>
4	5:11.807	4:21.541		22.411		27.855		226	10	1:23.414	42.590		19.108		21.716	158	227
5	7:53.763	7:04.623		22.704		26.436			11	1:33.052	<b>42.531</b>		19.019		31.502		223
6	1:31.845	43.440		19.736		28.669		225									



# ADAC GT Masters

## Lap analysis Zeittraining 2



Provisional

Sachsenring, Length: 3645 m

Air temperature: 20.1°C

Track temperature: 21.3°C

Weather condition: Dry



Reg. Nr.: 186/2012

Friday 8.6.2012 19:20

**ADAC Masters  
Weekend**

Lap	Time	SE1	SP1	SE2	SP2	SE3	SP3	TSP	Lap	Time	SE1	SP1	SE2	SP2	SE3	SP3	TSP
-----	------	-----	-----	-----	-----	-----	-----	-----	-----	------	-----	-----	-----	-----	-----	-----	-----

### 28 Diego Alessi, ITA/ Daniel Keilwitz, GER theoretical besttime: 1:21.762

1	1:49.869	1:01.129		22.888		25.852	150		4	<b>1:21.762</b>	<b>41.772</b>		<b>18.590</b>		<b>21.400</b>	<b>159</b>	229
2	1:28.907	47.579		19.222		22.106	156	210	5	1:26.625	41.932		18.626		26.067		<b>230</b>
3	1:24.899	44.352		19.027		21.520	159	228	6	42:42.391	41:49.664		21.996		30.731		

### 29 Robert Renauer, GER/ Nicolas Armindo, FRA theoretical besttime: 1:22.147

1	14:30.353	13:45.011		22.624		22.718	151		7	1:27.462	42.171		19.156		26.135		225
2	1:24.488	43.407		19.301		21.780	151	222	8	10:45.046	9:59.621		20.163		25.262	153	
3	1:40.890	42.709		21.993		36.188		223	9	1:22.406	42.147		18.710		<b>21.549</b>	153	224
4	14:04.329	13:19.551		21.341		23.437	150		10	1:29.650	44.966		20.118		24.566	152	224
5	1:27.525	42.360		20.993		24.172	<b>154</b>	222	11	1:30.370	42.201		18.706		29.463		223
6	<b>1:22.272</b>	<b>41.980</b>		<b>18.618</b>		21.674	153	<b>225</b>									

### 31 Michael Schulze, GER/ Tobias Schulze, GER theoretical besttime: 1:21.963

1	5:02.286	4:11.050		23.121		28.115	151		8	1:22.853	<b>42.242</b>		18.767		21.844	147	221
2	1:23.075	43.087		18.549		<b>21.439</b>	151	220	9	1:26.772	44.652		19.663		22.457	149	195
3	1:31.299	42.713		22.908		25.678	153	220	10	1:52.647	53.574		25.465		33.608		168
4	<b>1:22.333</b>	42.466		<b>18.282</b>		21.585	151	221	11	9:08.264	8:24.017		19.556		24.691	153	
5	1:22.693	42.364		18.440		21.889	150	221	12	1:22.671	42.437		18.582		21.652	<b>153</b>	<b>222</b>
6	2:00.158	52.504		34.282		33.372		219	13	1:32.561	46.243		19.282		27.036		214
7	21:02.776	20:12.932		22.578		27.266	152										

### 32 Ferdinand Stuck, AUT/ Johannes Stuck, AUT theoretical besttime: 1:22.910

1	1:51.475	1:03.103		22.689		25.683	153		8	1:24.048	42.712		19.094		22.242	152	215
2	1:24.269	42.834		19.287		22.148	<b>153</b>	216	9	1:23.711	42.426		18.936		22.349	152	218
3	1:23.917	<b>42.311</b>		19.281		22.325	151	217	10	<b>1:23.139</b>	42.327		18.629		22.183	151	218
4	1:23.694	42.643		19.036		<b>22.015</b>	150	214	11	1:23.481	42.643		<b>18.584</b>		22.254	153	218
5	2:34.605	1:46.497		20.193		27.915		215	12	1:23.350	42.375		18.808		22.167	151	<b>220</b>
6	25:06.947	24:13.579		21.184		32.184			13	1:58.275	51.508		27.537		39.230		218
7	19:15.079	18:31.241		20.755		23.083	150										

### 33 Kristian Poulsen, DEN/ Christoffer Nygaard, DEN theoretical besttime: 1:22.195

1	1:55.258	1:02.679		22.722		29.857	151		7	1:31.434	44.473		19.696		27.265		221
2	1:27.655	45.146		19.469		23.040	153	216	8	41:52.497	41:09.882		19.929		22.686	149	
3	1:23.393	42.637		18.990		21.766	154	220	9	1:23.520	42.788		19.050		21.682	153	220
4	1:23.038	42.482		18.541		22.015	153	219	10	1:23.263	42.588		18.941		21.734	155	221
5	1:27.889	43.896		21.369		22.624	153	220	11	<b>1:22.195</b>	<b>42.151</b>		<b>18.473</b>		<b>21.571</b>	<b>157</b>	221
6	1:22.989	42.278		18.661		22.050	154	220	12	1:32.128	44.271		20.228		27.629		<b>222</b>

### 34 Max Sandritter, GER/ Christian Bracke, GER theoretical besttime: 1:26.859

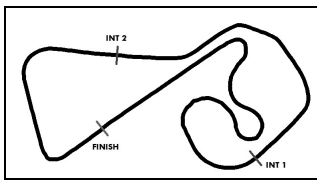
1	2:26.364	1:35.820		23.578		26.966	151		6	1:27.595	44.314		19.986		23.295	154	229
2	1:31.997	47.865		20.621		23.511	156	223	7	1:27.773	44.204		20.514		23.055	157	228
3	1:30.208	46.445		20.154		23.609	156	226	8	<b>1:26.859</b>	<b>44.076</b>		<b>19.843</b>		<b>22.940</b>	156	230
4	1:28.267	44.898		20.307		23.062	<b>157</b>	229	9	1:36.409	46.175		20.940		29.294		<b>230</b>
5	1:34.225	50.873		19.926		23.426	156	227									

### 35 Achim Winter, GER/ Charlie Geipel, GER theoretical besttime: 1:24.394

1	2:42.598	1:53.972		22.844		25.782	150		5	1:29.619	47.592		19.747		22.280	156	<b>231</b>
2	1:28.360	45.963		19.778		22.619	157	214	6	<b>1:24.563</b>	43.261		<b>19.192</b>		<b>22.110</b>	157	229
3	1:24.739	43.145		19.309		22.285	<b>159</b>	229	7	1:39.280	46.214		25.492		27.574		228
4	1:24.913	<b>43.092</b>		19.410		22.411	157	231	8	5:34.088	4:39.887		23.951		30.250		

### 36 Christian Engelhart, GER/ Nick Tandy, GBR theoretical besttime: 1:22.432

1	12:28.656	11:43.265		21.340		24.051	138		7	<b>1:22.731</b>	42.175		18.855		<b>21.701</b>	152	<b>225</b>
2	1:31.303	46.730		19.813		24.760	155	212	8	1:27.990	43.502		20.970		23.518	154	224
3	1:25.104	42.679		19.603		22.822	152	223	9	1:23.136	42.326		18.962		21.848	152	224
4	1:23.119	42.327		<b>18.702</b>		22.090	153	223	10	1:22.889	<b>42.029</b>		18.732		22.128	151	223



# ADAC GT Masters

## Lap analysis Zeittraining 2



Provisional

Sachsenring, Length: 3645 m

Air temperature: 20.1°C

Track temperature: 21.3°C

Weather condition: Dry



Reg. Nr.: 186/2012

Friday 8.6.2012 19:20

**ADAC Masters  
Weekend**

Lap	Time	SE1	SP1	SE2	SP2	SE3	SP3	TSP	Lap	Time	SE1	SP1	SE2	SP2	SE3	SP3	TSP
5	1:26.654	42.245		18.708		25.701		224	11	1:27.662	44.100		20.653		22.909	154	222
6	32:40.160	31:53.509		20.195		26.456	<b>155</b>		12	1:28.246	42.229		18.726		27.291		223

### 37 Sascha Bert, GER/ Luca Ludwig, GER

**theoretical besttime: 1:22.394**

1	10:50.244	10:07.620		19.697		22.927	153		4	1:25.457	<b>42.125</b>		20.220		23.112	153	224
2	1:29.748	42.949		19.106		27.693	153	222	5	<b>1:22.608</b>	42.135		<b>18.595</b>		21.878	150	223
3	1:22.761	42.379		18.708		<b>21.674</b>	<b>154</b>	<b>224</b>	6		50.635						223

### 38 Jesse Krohn, FIN/ Nicolas Verdonck, BEL

**theoretical besttime: 1:22.339**

1	35:28.166	34:42.022		22.949		23.195	151		7	1:36.166	46.955		24.601		24.610	154	<b>221</b>
2	1:39.275	46.105		19.371		33.799		211	8	1:22.881	42.493		18.803		<b>21.585</b>	152	220
3	9:49.373	9:01.524		21.080		26.769	152		9	1:22.565	42.339		18.549		21.677	153	221
4	1:22.764	42.416		18.500		21.848	150	221	10	1:22.630	42.408		18.523		21.699	154	221
5	1:28.345	42.521		19.112		26.712	152	218	11	<b>1:22.390</b>	42.272		<b>18.491</b>		21.627	154	221
6	1:22.999	42.506		18.811		21.682	<b>155</b>	220	12	1:27.951	<b>42.263</b>		18.563		27.125		221

### 40 Rene Rast, GER/ Christian Mamerow, GER

**theoretical besttime: 1:22.454**

1	17:21.090	16:31.730		23.187		26.173	150		7	2:07.303	42.664		1:00.946		23.693	149	217
2	1:41.316	44.713		24.983		31.620		213	8	1:26.536	42.999		18.952		24.585	153	215
3	19:13.758	18:13.304		25.632		34.822			9	<b>1:22.703</b>	<b>41.990</b>		18.757		21.956	154	217
4	8:31.501	7:40.646		22.863		27.992	149		10	1:28.810	46.017		20.637		22.156	154	<b>218</b>
5	1:27.895	42.774		19.581		25.540	153	214	11	1:22.750	42.286		<b>18.706</b>		<b>21.758</b>	154	217
6	1:24.525	42.345		18.883		23.297	<b>154</b>	217	12	1:41.663	42.307		29.465		29.891		217

### 41 Simon Knap, NED/ Jeroen den Boer, NED

**theoretical besttime: 1:22.394**

1	1:46.707	58.727		20.966		27.014	146		7	37:47.415	37:02.119		20.737		24.559	<b>151</b>	
2	1:24.391	43.319		19.055		22.017	149	211	8	1:23.109	42.650		18.680		21.779	150	215
3	1:22.904	42.386		18.712		21.806	149	214	9	1:25.108	42.248		20.654		22.206	151	217
4	1:22.488	42.288		<b>18.501</b>		<b>21.699</b>	149	214	10	1:22.936	42.310		18.714		21.912	151	217
5	1:27.655	42.373		18.811		26.471	149	215	11	<b>1:22.432</b>	<b>42.194</b>		18.532		21.706	151	<b>218</b>
6	1:29.025	42.508		19.374		27.143		215	12	1:33.601	43.510		20.135		29.956		217

### 42 Maximilian Mayer, GER/ Jan Seyffarth, GER

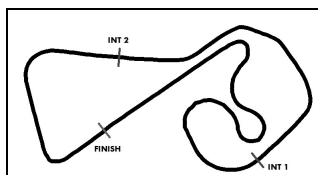
**theoretical besttime: 1:21.850**

1	15:38.557	14:52.462		19.606		26.489	150		5	32:02.286	31:11.529		24.551		26.206		
2	1:32.191	45.883		19.812		26.496	<b>154</b>	216	6	<b>1:22.150</b>	42.177		<b>18.418</b>		<b>21.555</b>	150	218
3	1:22.498	42.119		18.477		21.902	149	<b>219</b>	7	1:22.310	41.991		18.643		21.676	150	217
4	2:15.916	1:03.011		33.683		39.222		214	8	2:14.701	<b>41.877</b>		18.528		1:14.296		217

### 44 Jan Stovicek, CZE/ Erik Janis, CZE

**theoretical besttime: 1:23.085**

1	12:22.690	11:30.412		23.886		28.392	149		6	14:21.726	13:31.791		22.312		27.623	151	
2	1:26.792	42.778		18.971		25.043	<b>152</b>	216	7	<b>1:23.250</b>	42.652		<b>18.736</b>		<b>21.862</b>	151	218
3	1:23.388	<b>42.487</b>		18.913		21.988	150	217	8	1:24.067	42.490		19.171		22.406	148	218
4	1:31.396	46.488		20.242		24.666	<b>152</b>	218	9	1:35.749	43.992		19.516		32.241		217
5	1:35.885	42.643		23.828		29.414		<b>219</b>									



# ADAC GT Masters

## Vmax list Zeittraining 2

Provisional



Sachsenring, Length: 3645 m

Air temperature: 20.1°C

Track temperature: 21.3°C

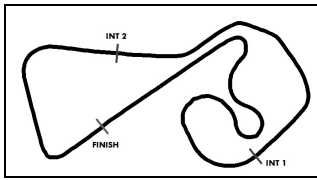
Weather condition: Dry

**DMSB** Reg. Nr.: 186/2012  
Deutscher Motor Sport Bund e.V.

Friday 8.6.2012 19:20

**ADAC Masters  
Weekend**

Nr	Team, Car, Driver, Nat	Top speed
35	<b>YACO Racing powered by Jochen Schweizer, Chevrolet Ca</b> Winter Achim , GER Geipel Charlie , GER	231,21 km/h
34	<b>YACO Racing powered by Jochen Schweizer, Chevrolet Ca</b> Sandritter Max , GER Bracke Christian , GER	230,33 km/h
28	<b>Callaway Competition, Corvette Z06.R GT3</b> Alessi Diego , ITA Keilwitz Daniel , GER	229,79 km/h
15	<b>FACH AUTO TECH, Porsche 911 GT3 R</b> Dolenc Swen , GER Ragginger Martin , AUT	228,47 km/h
18	<b>Callaway Competition, Corvette Z06.R GT3</b> Seiler Toni , SUI Kechele Frank , GER	227,85 km/h
27	<b>Callaway Competition, Corvette Z06.R GT3</b> Wirth Andreas , GER Frentzen Heinz-Harald , GER	227,75 km/h
16	<b>FACH AUTO TECH, Porsche 911 GT3 R</b> Gugger Andrina , SUI Klohs Otto , GER	227,08 km/h
17	<b>Callaway Competition, Corvette Z06.R GT3</b> Lips Remo , SUI Schmickler Frank , GER	226,99 km/h
26	<b>Team GT 3 Kasko, Porsche 911 GT3 R</b> Bourdeaux Rene , GER Renauer Alfred , GER	226,13 km/h
25	<b>Team GT 3 Kasko, Porsche 911 GT3 R</b> Engelhardt Georg , GER Seefried Marco , GER	225,42 km/h
36	<b>Team Geyer&amp;Weinig EDV Schütz Motorsport, Porsche 911 (</b> Engelhart Christian , GER Tandy Nick , GBR	225,05 km/h
29	<b>FROGREEN CO2 neutral, Porsche 911 GT3 R</b> Renauer Robert , GER Armino Nicolas , FRA	224,91 km/h
2	<b>Liqui Moly Team Engstler, BMW Alpina B6 GT3</b> Leidinger Johannes , GER Spengler Florian , GER	224,49 km/h
1	<b>ALPINA, BMW Alpina B6 GT3</b> Martin Maxime , BEL Lunardi Dino , FRA	224,21 km/h



# ADAC GT Masters

## Vmax list Zeittraining 2

Provisional



Sachsenring, Length: 3645 m

Air temperature: 20.1°C

Track temperature: 21.3°C

Weather condition: Dry

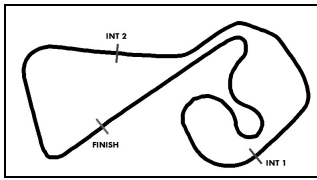
**DMSB** Reg. Nr.: 186/2012  
Deutscher Motor Sport Bund e.V.

Friday 8.6.2012 19:20

**ADAC Masters  
Weekend**

Nr	Team, Car, Driver, Nat	Top speed
37	<b>Gemballa Racing, McLaren MP4-12C GT3</b> Bert Sascha , GER Ludwig Luca , GER	224,07 km/h
14	<b>MRS GT-Racing, McLaren MP4-12C GT3</b> Ott Christian , GER Müller Alex , GER	223,09 km/h
11	<b>Team rhino's Leipert Motorsport, Lamborghini Gallardo LP</b> Mengesdorf David , GER Bader Raffael , SUI	222,82 km/h
9	<b>HEICO Junior Team, Mercedes Benz AMG SLS GT3</b> Simonsen Andreas , GER Buhk Maximilian , GER	222,45 km/h
4	<b>kfzteile24 MS RACING Team, Mercedes Benz AMG SLS GT3</b> Stoll Florian , GER Dobitsch Daniel , AUT	222,31 km/h
8	<b>Heico Motorsport, Mercedes Benz AMG SLS GT3</b> Proczyk Hari , AUT Baumann Dominik , AUT	222,22 km/h
31	<b>Schulze Motorsport, Nissan GT-R GT3</b> Schulze Michael , GER Schulze Tobias , GER	222,18 km/h
33	<b>Young Driver AMR, Aston Martin V12 Vantage GT3</b> Poulsen Kristian , DEN Nygaard Christoffer , DEN	221,58 km/h
38	<b>Lambda Performance, Ford GT GT3</b> Krohn Jesse , FIN Verdonck Nicolas , BEL	221,45 km/h
5	<b>kfzteile24 MS RACING Team, Mercedes Benz AMG SLS GT3</b> Götz Maximilian , GER Asch Sebastian , GER	221,36 km/h
7	<b>Heico Motorsport, Mercedes Benz AMG SLS GT3</b> Frankenhout Christiaan , NED Heyer Kenneth , GER	220,54 km/h
23	<b>WestCoastRacing, BMW Z4 GT3</b> Matzke Martin , CZE Lestrup Fredrik , SWE	219,96 km/h
20	<b>Schubert Motorsport, BMW Z4 GT3</b> Schwager Dominik , GER Hürtgen Claudia , GER	219,69 km/h
32	<b>Young Driver AMR, Aston Martin V12 Vantage GT3</b> Stuck Ferdinand , AUT Stuck Johannes , AUT	219,60 km/h





# ADAC GT Masters

## Vmax list Zeittraining 2

Provisional



Sachsenring, Length: 3645 m

Air temperature: 20.1°C

Track temperature: 21.3°C

Weather condition: Dry

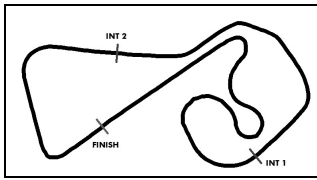


Reg. Nr.: 186/2012

Friday 8.6.2012 19:20

**ADAC Masters  
Weekend**

Nr	Team, Car, Driver, Nat	Top speed
10	<b>Schöner Wohnen Polarweiss Team HEICO, Mercedes Benz</b> Arnold Lance David , GER Margaritis Alexandros , GRE	218,89 km/h
19	<b>Schubert Motorsport, BMW Z4 GT3</b> Al Faisal Abdulaziz , KSA Bortolotti Mirko , ITA	218,76 km/h
42	<b>SMS Seyffarth Motorsport, Mercedes Benz AMG SLS GT3</b> Mayer Maximilian , GER Seyffarth Jan , GER	218,76 km/h
44	<b>HEICO-GRAVITY CHAROUZ TEAM, Mercedes Benz AMG SI</b> Stovicek Jan , CZE Janis Erik , CZE	218,71 km/h
40	<b>MAMEROW Racing, AUDI R8 LMS ultra</b> Rast Rene , GER Mamerow Christian , GER	217,65 km/h
41	<b>DB Motorsport, BMW Z4 GT3</b> Knap Simon , NED den Boer Jeroen , NED	217,57 km/h
24	<b>InternetX - Reiter Engineering, Lamborghini Gallardo LP600</b> Retera Dennis , NED Kox Peter , NED	217,22 km/h
21	<b>Prosperia uhc speed, AUDI R8 LMS ultra</b> Sandström Edward , SWE Mies Christopher , GER	216,91 km/h
12	<b>Team rhino's Leipert Motorsport, Lamborghini Gallardo LP600</b> Petrishin Oleg , RUS Baier Korbinian , GER	216,48 km/h
6	<b>Farnbacher ESET Racing, Ferrari 458 Italia GT3</b> Farnbacher Mario , GER Kentenich Niclas , GER	km/h
22	<b>Prosperia uhc speed, AUDI R8 LMS ultra</b> Tilke Carsten , GER Abt Christian , GER	km/h



# ADAC GT Masters

## Start Grid Rennen 2



Provisional

Sachsenring, Length: 3645 m

Air temperature: 21.0°C

Track temperature: 28.3°C

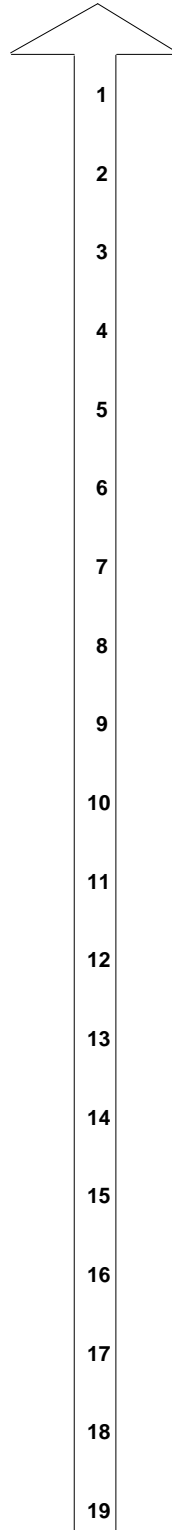
Weather condition:

**DMSB** Reg. Nr.: 186/2012  
Deutscher Motor Sport Bund e.V.

Sunday 10.6.2012 12:30

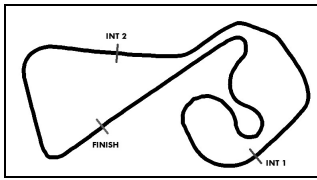
**ADAC Masters  
Weekend**

<b>20 Schubert Motorsport</b> Dominik Schwager/ Claudia Hürtgen	(2.)
<b>21 Prosperia uhc speed</b> Edward Sandström/ Christopher Mie	(4.)
<b>42 SMS Seyffarth Motorsport</b> Maximilian Mayer/ Jan Seyffarth	(6.)
<b>23 WestCoastRacing</b> Martin Matzke/ Fredrik Lestrup	(8.)
<b>24 InternetX - Reiter Engineering</b> Dennis Retera/ Peter Kox	(10.)
<b>18 Callaway Competition</b> Toni Seiler/ Frank Kechele	(12.)
<b>41 DB Motorsport</b> Simon Knap/ Jeroen den Boer	(14.)
<b>7 Heico Motorsport</b> Christiaan Frankenhout/ Kenneth He	(17.)
<b>4 kfzteile24 MS RACING Team</b> Florian Stoll/ Daniel Dobitsch	(20.)
<b>2 Liqui Moly Team Engstler</b> Johannes Leidinger/ Florian Spengle	(18.)
<b>36 Team Geyer&amp;Weinig EDV Schütz I</b> Christian Engelhart/ Nick Tandy	(23.)
<b>9 HEICO Junior Team</b> Andreas Simonsen/ Maximilian Buhk	(25.)
<b>32 Young Driver AMR</b> Ferdinand Stuck/ Johannes Stuck	(27.)
<b>27 Callaway Competition</b> Andreas Wirth/ Heinz-Harald Frenetze	(29.)
<b>17 Callaway Competition</b> Remo Lips/ Frank Schmickler	(31.)
<b>35 YACO Racing powered by Jochen</b> Achim Winter/ Charlie Geipel	(33.)
<b>34 YACO Racing powered by Jochen</b> Max Sandritter/ Christian Bracke	(36.)
<b>22 Prosperia uhc speed</b> Carsten Tilke/ Christian Abt	



### POLE POSITION

<b>28 Callaway Competition</b> Diego Alessi/ Daniel Keilwitz	(1.)
<b>1 ALPINA</b> Dino Lunardi/ Maxime Martin	(3.)
<b>19 Schubert Motorsport</b> Abdulaziz Al Faisal/ Mirko Bortolotti	(5.)
<b>33 Young Driver AMR</b> Kristian Poulsen/ Christoffer Nygaard	(7.)
<b>29 FROGREEN CO2 neutral</b> Robert Renauer/ Nicolas Armindo	(9.)
<b>31 Schulze Motorsport</b> Michael Schulze/ Tobias Schulze	(11.)
<b>38 Lambda Performance</b> Jesse Krohn/ Nicolas Verdonck	(13.)
<b>5 kfzteile24 MS RACING Team</b> Maximilian Götz/ Sebastian Asch	(15.)
<b>15 FACH AUTO TECH</b> Swen Dolenc/ Martin Ragginger	(19.)
<b>40 MAMEROW Racing</b> Rene Rast/ Christian Mamerow	(21.)
<b>25 Team GT 3 Kasko</b> Georg Engelhardt/ Marco Seefried	(22.)
<b>11 Team rhino's Leipert Motorsport</b> David Mengesdorf/ Raffael Bader	(24.)
<b>8 Heico Motorsport</b> Hari Proczyk/ Dominik Baumann	(26.)
<b>44 HEICO-GRAVITY CHAROUZ TEAM</b> Jan Stovicek/ Erik Janis	(28.)
<b>26 Team GT 3 Kasko</b> Rene Bourdeaux/ Alfred Renauer	(30.)
<b>10 Schöner Wohnen Polarweiss Team</b> Lance David Arnold/ Alexandros Mar	(32.)
<b>16 FACH AUTO TECH</b> Andrina Gugger/ Otto Klohs	(34.)
<b>12 Team rhino's Leipert Motorsport</b> Oleg Petrishin/ Korbinian Baier	(37.)
<b>14 MRS GT-Racing</b> Christian Ott/ Philipp Eng	(35.)



# ADAC GT Masters

## Start Grid Rennen 2

Provisional




Sachsenring, Length: 3645 m  
Air temperature: 21.0°C  
Track temperature: 28.3°C  
Weather condition:

**DMSB** Reg. Nr.: 186/2012  
Deutscher Motor Sport Bund e.V.

Sunday 10.6.2012 12:30

**ADAC Masters  
Weekend**



POLE POSITION

Stewards decision driver change allowed car # 14 last place in grid  
Race Director decision allowed to start in race 2, car # 22 next to last  
Stewards decision no.1 drop of 3 position in grid for race 2, car # 2  
withdraw # 37

Publications Time:

Race Director:

Time Keeping: