



ADAC GT Masters

Results Freies Training 2



Provisional

Sachsenring, Length: 3645 m

Air temperature: 21.2°C

Track temperature: 24.9°C

Weather condition: Wet



Reg. Nr.: 186/2012

Friday 8.6.2012 11:55



started : 39 classified : 39 not classified : 0

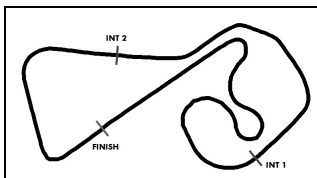
	Drivers	Team	Car	Lap	Best Time	Gap	Diff	Kph	Day Time
1	40 C.Mamerow/R.Rast	MAMEROW Racing(GER)	AUDI R8 LMS ultra	22	1:22.178			159,7	12:36:17
2	41 J.den Boer/S.Knap	DB Motorsport(NED)	BMW Z4 GT3	17	1:22.634	0.456	0.456	158,8	12:33:22
3	21 C.Mies/E.Sandström	Prosperia uhc speed(GER)	AUDI R8 LMS ultra	10	1:22.760	0.582	0.126	158,6	12:16:36
4	24 P.Kox/D.Retera	InternetX - Reiter Engineering(GER)	Lamborghini Gallardo LP600+	13	1:22.804	0.626	0.044	158,5	12:18:11
5	1 M.Martin/D.Lunardi	ALPINA(GER)	BMW Alpina B6 GT3	8	1:22.816	0.638	0.012	158,4	12:11:25
6	5 S.Asch/M.Götz	kfzteile24 MS RACING Team(GER)	Mercedes Benz AMG SLS GT3	5	1:22.978	0.800	0.162	158,1	12:04:34
7	28 D.Keilwitz/D.Alessi	Callaway Competition(GER)	Corvette Z06.R GT3	12	1:23.052	0.874	0.074	158,0	12:34:25
8	33 C.Nygaard/K.Poulsen(*A*)	Young Driver AMR(GER)	Aston Martin V12 Vantage GT3	14	1:23.053	0.875	0.001	158,0	12:33:41
9	23 F.Lestrup/M.Matzke	WestCoastRacing(SWE)	BMW Z4 GT3	14	1:23.066	0.888	0.013	158,0	12:18:26
10	42 J.Seyffarth/M.Mayer	SMS Seyffarth Motorsport(GER)	Mercedes Benz AMG SLS GT3	10	1:23.119	0.941	0.053	157,9	12:15:00
11	8 D.Baumann/H.Proczyk	Heico Motorsport(GER)	Mercedes Benz AMG SLS GT3	8	1:23.210	1.032	0.091	157,7	12:13:50
12	9 M.Buhk/A.Simonsen	HEICO Junior Team(GER)	Mercedes Benz AMG SLS GT3	10	1:23.333	1.155	0.123	157,5	12:13:11
13	36 N.Tandy/C.Engelhart	Team Geyer&Weinig EDV Schütz M	Porsche 911 GT3 R	13	1:23.339	1.161	0.006	157,5	12:22:33
14	19 A.Al Faisal/M.Bortolotti	Schubert Motorsport(GER)	BMW Z4 GT3	9	1:23.367	1.189	0.028	157,4	12:13:25
15	29 N.Armino/R.Renauer	FROGREEN CO2 neutral(GER)	Porsche 911 GT3 R	10	1:23.367	1.189		157,4	12:16:10
16	20 D.Schwager/C.Hürtgen	Schubert Motorsport(GER)	BMW Z4 GT3	17	1:23.379	1.201	0.012	157,4	12:34:33
17	38 N.Verdonck/J.Krohn	Lambda Performance(GER)	Ford GT GT3	19	1:23.495	1.317	0.116	157,2	12:32:34
18	7 C.Frankenhouit/K.Heyer	Heico Motorsport(GER)	Mercedes Benz AMG SLS GT3	12	1:23.569	1.391	0.074	157,0	12:18:10
19	11 R.Bader/D.Mengesdorf	Team rhino's Leipert Motorsport(GE	Lamborghini Gallardo LP600+	22	1:23.596	1.418	0.027	157,0	12:35:01
20	25 M.Seefried/G.Engelhardt(*A*)	Team GT 3 Kasko(GER)	Porsche 911 GT3 R	5	1:23.602	1.424	0.006	157,0	12:03:14
21	22 C.Abt/C.Tilke(*A*)	Prosperia uhc speed(GER)	AUDI R8 LMS ultra	5	1:23.647	1.469	0.045	156,9	12:08:01
22	10 A.Margaritis/L.Arnold	Schöner Wohnen Polarweiss Team	Mercedes Benz AMG SLS GT3	20	1:23.654	1.476	0.007	156,9	12:35:14
23	27 H.Frentzen/A.Wirth	Callaway Competition(GER)	Corvette Z06.R GT3	17	1:23.657	1.479	0.003	156,9	12:36:06
24	15 M.Ragginger/S.Dolenc(*A*)	FACH AUTO TECH(SUI)	Porsche 911 GT3 R	4	1:23.671	1.493	0.014	156,8	12:01:29
25	4 D.Dobitsch/F.Stoll	kfzteile24 MS RACING Team(GER)	Mercedes Benz AMG SLS GT3	8	1:23.677	1.499	0.006	156,8	12:14:28
26	32 J.Stuck/F.Stuck	Young Driver AMR(GER)	Aston Martin V12 Vantage GT3	17	1:23.795	1.617	0.118	156,6	12:34:58
27	37 L.Ludwig/S.Bert	Gemballa Racing(GER)	McLaren MP4-12C GT3	6	1:23.844	1.666	0.049	156,5	12:04:18
28	31 T.Schulze/M.Schulze	Schulze Motorsport(GER)	Nissan GT-R GT3	22	1:23.906	1.728	0.062	156,4	12:35:42
29	18 F.Kechele/T.Seiler(*A*)	Callaway Competition(GER)	Corvette Z06.R GT3	18	1:24.009	1.831	0.103	156,2	12:35:13
30	2 F.Spengler/J.Leidinger	Liqui Moly Team Engstler(GER)	BMW Alpina B6 GT3	5	1:24.159	1.981	0.150	155,9	12:34:13
31	6 M.Farnbacher/N.Kentenich	Farnbacher ESET Racing(GER)	Ferrari 458 Italia GT3	4	1:24.544	2.366	0.385	155,2	12:05:30
32	14 A.Müller/C.Ott	MRS GT-Racing(GER)	McLaren MP4-12C GT3	7	1:24.618	2.440	0.074	155,1	12:12:05
33	16 A.Gugger(*A*)/O.Klohs(*A*)	FACH AUTO TECH(SUI)	Porsche 911 GT3 R	9	1:24.659	2.481	0.041	155,0	12:11:13
34	35 C.Geipel/A.Winter(*A*)	YACO Racing powered by Jochen S	Chevrolet Camaro GT3	5	1:24.800	2.622	0.141	154,7	12:03:24
35	34 M.Sandritter/C.Bracke	YACO Racing powered by Jochen S	Chevrolet Camaro GT3	20	1:24.954	2.776	0.154	154,5	12:36:41
36	26 A.Renauer/R.Bourdeaux(*A*)	Team GT 3 Kasko(GER)	Porsche 911 GT3 R	11	1:25.065	2.887	0.111	154,3	12:16:30
37	17 R.Lips/F.Schmickler	Callaway Competition(GER)	Corvette Z06.R GT3	7	1:25.809	3.631	0.744	152,9	12:17:19
38	12 K.Baier/O.Petrischin(*A*)	Team rhino's Leipert Motorsport(GE	Lamborghini Gallardo LP600+	16	1:27.206	5.028	1.397	150,5	12:21:27
39	44 E.Janis/J.Stovicek(*A*)	HEICO-GRAVITY CHAROUZ TEAM	Mercedes Benz AMG SLS GT3	3	1:28.698	6.520	1.492	147,9	12:00:55

Subject to final scrutineering!

Publications Time:

Race Director:

Time Keeping:



ADAC GT Masters

Lap analysis Freies Training 2



Provisional

Sachsenring, Length: 3645 m
 Air temperature: 21.4°C
 Track temperature: 25.0°C
 Weather condition: Wet

DMSB Reg. Nr.: 186/2012
Deutscher Motor Sport Bund e.V.

**ADAC Masters
 Weekend**

Friday 8.6.2012 11:55

Lap	Time	SE1	SP1	SE2	SP2	SE3	SP3	TSP	Lap	Time	SE1	SP1	SE2	SP2	SE3	SP3	TSP
1 Maxime Martin, BEL/ Dino Lunardi, FRA									theoretical besttime: 1:22.445								
1	1:59.019	1:11.009		19.657		28.353	169		14	1:24.677	42.937		19.843		21.897	169	221
2	1:24.029	43.350		18.802		21.877	169	221	15	1:23.904	42.690		19.162		22.052	170	222
3	1:23.605	42.549		18.854		22.202	169	222	16	1:24.572	43.017		18.766		22.789	167	222
4	1:23.623	42.563		18.572		22.488	169	222	17	1:25.005	43.449		19.468		22.088	169	222
5	1:30.226	42.924		19.440		27.862		222	18	1:34.436	44.224		20.466		29.746		222
6	5:54.911	5:14.480		18.744		21.687	168		19	6:41.874	5:54.161		22.206		25.507	160	
7	1:25.757	42.489		20.759		22.509	169	222	20	1:35.004	48.377		21.663		24.964	162	215
8	1:22.816	42.325		18.733		21.758	169	222	21	1:34.727	47.855		21.879		24.993	161	216
9	1:24.591	42.374		18.590		23.627	163	222	22	1:34.935	47.418		22.499		25.018	161	217
10	1:30.243	43.777		19.024		27.442		218	23	1:34.127	47.703		21.384		25.040	161	216
11	7:12.034	6:30.232		18.924		22.878	170		24	1:34.993	47.605		21.875		25.513	161	217
12	1:29.494	42.186		19.345		27.963		221	25	1:37.848	47.603		21.501		28.744		216
13	8:17.303	7:33.711		19.216		24.376	168										

2 Florian Spengler, GER/ Johannes Leidinger, GER									theoretical besttime: 1:24.132								
1	26:50.318	26:04.268		21.277		24.773	164		9	1:32.457	44.295		19.928		28.234		220
2	1:48.297	43.908		26.472		37.917		216	10	9:30.235	8:40.135		22.160		27.940	164	
3	7:31.973	6:49.862		20.059		22.052	165		11	1:36.726	48.640		21.944		26.142	162	214
4	1:37.856	43.532		30.057		24.267	168	222	12	1:36.365	49.347		21.522		25.496	157	216
5	1:24.159	43.069		19.180		21.910	165	219	13	1:35.462	48.198		21.824		25.440	157	216
6	1:25.508	43.042		19.409		23.057	171	222	14	1:34.541	48.324		21.402		24.815	157	216
7	1:26.284	43.811		19.608		22.865	167	221	15	1:58.694	52.309		28.137		38.248		202
8	1:26.402	43.959		19.545		22.898	168	219									

4 Daniel Dobitsch, AUT/ Florian Stoll, GER									theoretical besttime: 1:23.486								
1	5:16.128	4:30.538		21.797		23.793	167		13	8:15.082	7:32.806		19.705		22.571	168	
2	1:24.933	43.710		19.158		22.065	172	218	14	1:26.560	43.038		20.802		22.720	170	220
3	1:23.897	43.049		18.951		21.897	171	221	15	1:23.767	42.893		18.993		21.881	170	221
4	1:23.810	42.883		18.869		22.058	169	220	16	1:45.222	57.917		20.995		26.310		222
5	1:24.020	42.747		19.194		22.079	171	220	17	9:02.571	8:13.589		23.203		25.779	160	
6	1:27.274	42.855		19.449		24.970		221	18	1:37.087	49.034		22.333		25.720	160	213
7	5:43.784	5:01.886		19.253		22.645	168		19	1:36.399	49.115		21.881		25.403	163	213
8	1:23.677	42.890		18.917		21.870	170	219	20	1:39.956	48.531		22.488		28.937		215
9	1:36.146	43.413		21.722		31.011		222	21	2:53.452	2:06.429		21.751		25.272	162	
10	4:10.660	3:27.440		19.002		24.218	169		22	1:36.021	48.511		22.181		25.329	161	215
11	1:24.524	43.069		19.151		22.304	170	220	23	1:34.009	47.832		21.318		24.859	161	215
12	1:32.551	43.591		20.326		28.634		222	24	1:49.879	49.684		25.776		34.419		215

5 Sebastian Asch, GER/ Maximilian Götz, GER									theoretical besttime: 1:22.811								
1	3:53.989	3:08.022		23.054		22.913	167		15	1:36.673	42.662		19.767		34.244		221
2	1:26.778	43.664		19.037		24.077	168	217	16	8:57.299	8:15.551		19.868		21.880	169	
3	1:23.160	42.717		18.848		21.595	169	220	17	1:24.035	42.728		19.015		22.292	167	221
4	1:26.884	45.480		19.489		21.915	168	221	18	1:24.673	42.866		18.875		22.932	168	221
5	1:22.978	42.484		18.732		21.762	167	220	19	1:23.939	42.686		18.978		22.275	166	220
6	1:25.889	42.681		19.701		23.507	169	220	20	1:32.437	44.493		20.882		27.062		219
7	1:27.503	43.251		19.010		25.242		220	21	7:50.103	7:01.054		23.267		25.782	162	
8	6:17.169	5:36.082		19.241		21.846	168		22	1:36.579	48.777		22.189		25.613	159	213
9	1:24.091	43.393		18.891		21.807	169	220	23	1:35.600	47.994		22.076		25.530	162	213
10	1:23.638	42.745		19.097		21.796	166	221	24	1:40.240	49.477		22.121		28.642		215
11	1:24.237	43.024		19.064		22.149	169	220	25	2:46.930	1:59.529		21.972		25.429	160	
12	1:24.023	43.156		18.984		21.883	169	220	26	1:34.811	48.205		21.631		24.975	155	215
13	1:23.440	42.630		18.877		21.933	169	220	27	1:45.524	48.619		23.912		32.993		214
14	1:23.676	42.542		19.171		21.963	169	220									

6 Mario Farnbacher, GER/ Niclas Kentenich, GER									theoretical besttime: 1:24.302								
1	6:14.402	5:31.219		20.208		22.975	169		6	1:25.378	43.687		19.495		22.196	168	219
2	1:25.174	43.488		19.383		22.303	168	219	7	1:29.321	43.570		19.435		26.316		221
3	1:25.277	43.256		19.674		22.347	168	220	8	5:09.504	4:28.344		19.143		22.017		
4	1:24.544	43.192		19.246		22.106	167	220	9	1:24.566	43.204		19.218		22.144		219



ADAC GT Masters

Lap analysis Freies Training 2



Provisional

Sachsenring, Length: 3645 m
 Air temperature: 21.4°C
 Track temperature: 25.0°C
 Weather condition: Wet

DMSB Reg. Nr.: 186/2012
Deutscher Motor Sport Bund e.V.

**ADAC Masters
 Weekend**

Friday 8.6.2012 11:55

Lap	Time	SE1	SP1	SE2	SP2	SE3	SP3	TSP	Lap	Time	SE1	SP1	SE2	SP2	SE3	SP3	TSP
5	1:24.646	43.142		19.358		22.146	165	221	10	1:29.041	43.491		19.423		26.127	219	

7 Christiaan Frankenhou, NED/ Kenneth Heyer, GER **theoretical besttime: 1:23.550**

1	2:10.269	1:23.949		21.816		24.504	167		15	1:25.070	43.133		19.600		22.337	168	219
2	1:25.536	43.951		19.320		22.265	169	218	16	1:25.214	43.484		19.584		22.146	166	218
3	1:24.395	43.230		19.082		22.083	168	219	17	1:24.765	43.397		19.263		22.105	169	218
4	1:24.527	43.439		19.021		22.067	168	220	18	1:27.207	45.208		19.731		22.268	165	219
5	1:24.384	43.357		19.035		21.992	163	219	19	1:33.431	44.073		20.039		29.319		218
6	1:24.280	43.199		18.981		22.100	167	218	20	8:39.832	7:52.062		22.278		25.492	162	
7	1:46.297	42.929		34.229		29.139		219	21	1:36.293	48.554		22.143		25.596	161	212
8	6:31.508	5:47.042		20.046		24.420	170		22	1:35.279	48.311		21.935		25.033	162	214
9	1:24.829	43.208		18.874		22.747	170	219	23	1:34.588	48.263		21.430		24.895	162	213
10	1:24.258	43.288		18.957		22.013	169	220	24	1:34.781	47.802		21.835		25.144	161	214
11	1:24.971	43.610		19.312		22.049	169	220	25	1:34.125	47.930		21.319		24.876	162	213
12	1:23.569	42.735		18.823		22.011	168	220	26	1:35.353	48.642		21.536		25.175	161	214
13	1:29.225	44.003		19.858		25.364		220	27	1:40.960	49.192		22.748		29.020		212
14	11:25.063	10:40.546		21.550		22.967	169										

8 Dominik Baumann, AUT/ Hari Proczyk, AUT **theoretical besttime: 1:23.120**

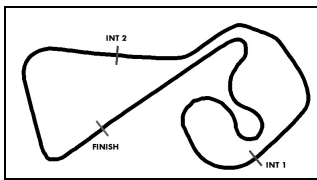
1	2:02.773	1:16.180		21.360		25.233	168		12	1:24.966	43.252		19.493		22.221	169	220
2	1:25.492	43.876		19.414		22.202	169	218	13	1:31.484	45.771		22.200		23.513	162	220
3	1:24.389	43.170		19.040		22.179	170	219	14	1:24.539	43.558		18.987		21.994	171	217
4	1:23.942	42.924		18.966		22.052	169	220	15	1:24.738	42.954		19.527		22.257	169	221
5	1:29.931	43.959		19.888		26.084		219	16	1:33.878	43.175		20.463		30.240		220
6	8:15.726	7:32.930		20.355		22.441	170		17	10:06.324	9:15.283		24.528		26.513	161	
7	1:23.552	42.901		18.675		21.976	170	219	18	1:35.539	48.694		21.609		25.236	162	213
8	1:23.210	42.469		18.712		22.029	170	219	19	1:36.719	49.246		22.339		25.134	162	214
9	1:27.961	42.695		19.345		25.921		220	20	1:35.001	48.493		21.580		24.928	162	214
10	9:11.529	8:10.222		27.994		33.313			21	1:33.611	47.543		21.152		24.916	159	214
11	6:43.385	5:59.234		22.020		22.131	169		22	1:39.776	48.015		23.269		28.492		213

9 Maximilian Buhk, GER/ Andreas Simonsen, GER **theoretical besttime: 1:23.302**

1	1:50.032	1:04.207		22.428		23.397	169		14	1:24.472	43.223		19.141		22.108	168	217
2	1:25.953	44.176		19.325		22.452	166	218	15	1:23.883	43.074		18.867		21.942	167	219
3	1:25.728	43.245		19.263		23.220	166	218	16	1:24.281	42.895		19.184		22.202	168	218
4	1:24.762	43.081		19.054		22.627	164	219	17	1:23.754	43.006		18.847		21.901	168	219
5	1:30.223	43.658		19.893		26.672		217	18	1:27.586	42.909		19.545		25.132		219
6	4:55.045	4:12.317		20.245		22.483	168		19	9:35.503	8:37.640		23.074		34.789	161	
7	1:25.030	44.158		18.912		21.960	166	218	20	1:37.217	49.533		22.067		25.617	161	211
8	1:26.167	42.817		20.965		22.385	167	218	21	1:35.406	48.404		21.542		25.460	161	213
9	1:24.246	43.039		19.066		22.141	168	219	22	1:36.569	48.828		22.280		25.461	157	213
10	1:23.333	42.624		18.878		21.831	168	218	23	1:34.585	48.167		21.385		25.033	162	212
11	1:27.743	42.730		18.913		26.100		219	24	1:34.771	48.112		21.787		24.872	163	214
12	10:05.882	9:07.236		26.389		32.257			25	1:37.899	48.355		21.672		27.872		214
13	5:52.415	5:09.889		20.235		22.291	168										

10 Alexandros Margaritis, GRE/ Lance David Arnold, GER **theoretical besttime: 1:23.116**

1	2:09.306	1:25.583		20.548		23.175	165		14	1:23.966	42.870		19.056		22.040	166	218
2	1:25.741	44.111		19.642		21.988	164	216	15	1:30.721	43.549		20.641		26.531	170	218
3	1:24.703	43.227		19.384		22.092	166	216	16	1:41.328	42.572		29.073		29.683		219
4	1:24.301	43.347		18.977		21.977	166	217	17	7:44.083	7:00.232		20.173		23.678	168	
5	1:24.249	43.396		18.931		21.922	166	217	18	1:24.055	42.920		18.985		22.150	168	217
6	1:27.831	43.459		19.053		25.319		217	19	1:27.289	44.471		20.485		22.333	168	218
7	5:46.199	5:00.689		22.163		23.347	165		20	1:23.654	42.626		19.186		21.842	168	218
8	1:25.732	43.775		19.434		22.523	170	214	21	1:31.137	43.226		20.333		27.578		218
9	1:25.132	42.970		19.425		22.737	168	217	22	11:11.772	10:23.413		22.613		25.746	160	
10	1:24.118	42.958		19.100		22.060	167	218	23	1:36.411	48.536		21.730		26.145	159	211
11	1:23.709	43.082		18.702		21.925	166	218	24	1:35.136	48.349		21.586		25.201	160	211
12	1:33.230	44.246		20.964		28.020	168	218	25	1:33.623	47.422		21.165		25.036	160	212
13	1:23.869	43.178		18.781		21.910	168	218	26	1:43.798	48.565		23.840		31.393		212



ADAC GT Masters

Lap analysis Freies Training 2



Provisional

Sachsenring, Length: 3645 m
 Air temperature: 21.4°C
 Track temperature: 25.0°C
 Weather condition: Wet

DMSB Reg. Nr.: 186/2012
Deutscher Motor Sport Bund e.V.

**ADAC Masters
 Weekend**

Friday 8.6.2012 11:55

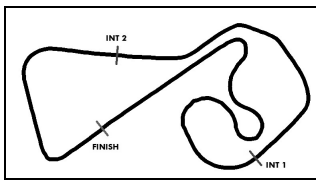
Lap	Time	SE1	SP1	SE2	SP2	SE3	SP3	TSP	Lap	Time	SE1	SP1	SE2	SP2	SE3	SP3	TSP
11 Raffael Bader, SUI/ David Mengesdorf, GER									theoretical besttime: 1:23.244								
1	1:50.487	1:03.941		23.492		23.054	169		13	1:25.025	43.335		19.576		22.114	171	220
2	1:26.456	45.713		19.042		21.701	171	217	14	1:25.347	43.406		19.724		22.217	170	221
3	1:23.709	42.904		18.987		21.818	169	218	15	1:25.133	43.616		19.487		22.030	171	219
4	1:24.123	42.751		19.534		21.838	171	220	16	1:24.426	43.118		19.265		22.043	170	221
5	1:26.339	44.727		19.870		21.742	170	219	17	1:23.937	42.932		18.907		22.098	171	221
6	1:24.884	42.759		19.153		22.972	164	221	18	1:39.781	45.342		24.919		29.520		220
7	1:25.799	45.183		19.011		21.605	167	204	19	6:41.540	5:57.931		20.422		23.187	171	
8	1:23.874	42.910		19.123		21.841	170	220	20	1:30.236	43.562		20.472		26.202	162	222
9	1:25.656	44.605		19.424		21.627	168	220	21	1:25.069	43.372		19.543		22.154	171	217
10	1:29.440	42.987		20.002		26.451		220	22	1:23.596	42.841		18.888		21.867	170	221
11	4:10.879	3:29.447		19.101		22.331	174		23	1:24.086	43.318		19.108		21.660	170	222
12	1:24.645	43.117		18.930		22.598	174	219	24	1:29.696	43.802		19.436		26.458		220

12 Korbinian Baier, GER/ Oleg Petrishin, RUS									theoretical besttime: 1:26.648								
1	2:36.321	1:46.285		23.840		26.196	157		10	1:28.164	45.556		19.922		22.686	163	215
2	1:36.196	48.943		22.059		25.194	161	210	11	1:28.377	45.095		19.388		23.894	160	215
3	1:33.067	47.705		21.250		24.112	163	212	12	1:33.901	46.433		20.053		27.415		212
4	1:28.868	45.720		20.151		22.997	162	213	13	2:44.449	2:01.211		20.120		23.118	166	
5	1:29.436	45.586		20.349		23.501	161	214	14	1:29.098	46.762		19.762		22.574	169	217
6	1:31.175	45.609		21.365		24.201	166	214	15	1:27.717	45.202		19.821		22.694	165	217
7	1:33.328	47.947		22.104		23.277	163	216	16	1:27.206	44.770		19.723		22.713	166	216
8	1:29.287	45.834		20.300		23.153	165	215	17	6:06.735	44.686		4:39.982		42.067		217
9	1:29.589	46.333		20.266		22.990	163	215									

14 Alex Müller, GER/ Christian Ott, GER									theoretical besttime: 1:23.986								
1	4:30.702	3:46.184		20.952		23.566	166		14	1:27.560	45.015		20.188		22.357	168	217
2	1:27.575	45.316		19.874		22.385	165	217	15	1:26.949	44.520		20.127		22.302	167	217
3	1:26.676	44.732		19.559		22.385	164	217	16	1:27.752	44.322		20.696		22.734	167	217
4	1:30.092	44.251		19.738		26.103		216	17	1:39.299	45.422		20.219		33.658		215
5	5:18.161	4:36.177		19.372		22.612	162		18	6:16.063	5:24.119		25.698		26.246	160	
6	1:26.656	43.236		19.182		24.238	160	215	19	1:43.699	53.119		23.488		27.092	158	208
7	1:24.618	43.504		19.053		22.061	167	213	20	1:40.026	51.321		22.880		25.825	155	210
8	1:34.042	42.872		27.527		23.643	163	216	21	1:38.277	49.797		22.536		25.944	159	211
9	1:24.821	43.356		19.283		22.182	162	214	22	1:37.276	48.894		22.528		25.854	161	212
10	1:29.583	43.465		19.090		27.028		211	23	1:37.142	49.185		22.027		25.930	158	213
11	7:32.888	6:35.327		26.182		31.379			24	1:36.532	49.087		21.970		25.475	159	213
12	7:34.043	6:50.036		21.142		22.865	167		25	1:47.172	52.821		22.423		31.928		170
13	1:28.749	45.600		20.443		22.706	170	217									

15 Martin Ragginger, AUT/ Swen Dolenc, GER									theoretical besttime: 1:23.329								
1	2:11.273	1:26.736		22.064		22.473	173		11	4:15.590	3:33.864		19.547		22.179	171	
2	1:28.969	45.108		21.110		22.751	174	228	12	1:25.172	43.463		19.683		22.026	173	226
3	1:24.185	43.079		19.177		21.929	172	228	13	1:25.033	43.376		19.485		22.172	173	
4	1:23.671	42.514		19.324		21.833	170	228	14	1:24.837	43.297		19.394		22.146	172	227
5	1:23.927	42.880		19.121		21.926	169	227	15	1:34.921	45.438		22.019		27.464		218
6	1:33.489	42.979		19.435		31.075		227	16	9:33.140	8:51.304		19.288		22.548	172	
7	3:38.879	2:58.030		19.088		21.761	170		17	1:24.610	43.449		19.069		22.092	171	226
8	1:24.375	42.981		19.648		21.746	171	226	18	1:25.270	43.115		19.323		22.832	174	226
9	1:24.655	42.754		19.237		22.664	168	227	19	1:29.989	43.932		19.919		26.138		227
10	1:31.926	44.902		20.234		26.790		225									

16 Andrina Gugger, SUI/ Otto Klohs, GER									theoretical besttime: 1:24.511								
1	3:06.856	2:22.000		21.216		23.640	172		12	1:25.932	44.074		19.352		22.506	172	226
2	1:27.030	44.487		19.898		22.645	172	227	13	1:25.237	43.511		19.369		22.357	171	226
3	1:26.469	43.933		19.781		22.755	170	227	14	1:30.272	43.486		19.148		27.638		226
4	1:26.330	43.972		19.337		23.021	173	226	15	9:07.351	8:22.162		21.955		23.234	172	
5	1:31.420	44.937		20.569		25.914		226	16	1:27.594	44.190		19.524		23.880	168	225
6	2:59.038	2:15.290		21.029		22.719	172		17	1:27.813	44.271		20.294		23.248	171	223
7	1:25.473	44.040		19.332		22.101	171	226	18	1:25.759	43.719		19.546		22.494	169	



ADAC GT Masters

Lap analysis Freies Training 2



Provisional

Sachsenring, Length: 3645 m
 Air temperature: 21.4°C
 Track temperature: 25.0°C
 Weather condition: Wet

DMSB Reg. Nr.: 186/2012
Deutscher Motor Sport Bund e.V.

**ADAC Masters
 Weekend**

Friday 8.6.2012 11:55

Lap	Time	SE1	SP1	SE2	SP2	SE3	SP3	TSP	Lap	Time	SE1	SP1	SE2	SP2	SE3	SP3	TSP
8	1:24.788	43.375		19.076		22.337	172	226	19	1:27.025	44.521		19.963		22.541	171	225
9	1:24.659	43.334		19.208		22.117	172	226	20	1:28.041	44.260		19.874		23.907	171	226
10	1:50.170	43.431		19.085		47.654		227	21	1:30.825	45.848		20.972		24.005	168	224
11	4:07.968	3:25.142		19.711		23.115	170		22	1:40.304	48.084		22.379		29.841		219

17 Remo Lips, SUI/ Frank Schmickler, GER

theoretical besttime: 1:25.521

1	7:09.528	6:21.923		23.306		24.299			12	7:37.720	6:53.288		21.011		23.421		
2	1:35.382	49.165		21.087		25.130		182	13	1:28.000	44.509		20.876		22.615		223
3	1:28.985	46.142		20.216		22.627		220	14	1:26.512	44.231		19.727		22.554		223
4	4:24.797	3:32.809		24.353		27.635		222	15	1:36.573	44.157		19.543		32.873		224
5	4:46.237	4:03.081		20.444		22.712			16	7:55.856	7:00.758		25.378		29.720	153	
6	1:27.155	44.255		20.135		22.765		223	17	2:09.956	1:12.575		25.450		31.931		200
7	1:25.809	44.153		19.525		22.131		222	18	2:40.699	1:50.585		23.321		26.793	158	
8	1:28.404	45.420		20.510		22.474		225	19	1:39.832	50.169		22.949		26.714	158	215
9	1:25.969	44.116		19.274		22.579		224	20	1:39.173	50.516		22.779		25.878	161	207
10	1:26.183	44.265		19.745		22.173		223	21	1:45.274	50.586		23.301		31.387		218
11	5:25.965	4:18.852		32.223		34.890		224									

18 Frank Kechele, GER/ Toni Seiler, SUI

theoretical besttime: 1:23.770

1	3:48.271	2:57.431		24.072		26.768	164		15	7:53.365	7:10.959		19.701		22.705		
2	1:39.462	52.620		22.089		24.753	168	117	16	1:24.428	43.128		19.072		22.228		224
3	1:36.110	51.959		21.378		22.773	169	180	17	1:24.971	43.255		19.708		22.008		226
4	1:25.304	43.605		19.523		22.176		223	18	1:24.009	42.768		19.140		22.101	171	226
5	1:26.765	44.293		20.200		22.272		224	19	1:24.709	42.730		19.315		22.664	167	225
6	1:24.168	43.013		19.187		21.968		224	20	1:34.847	45.507		20.399		28.941		222
7	1:29.164	43.827		19.390		25.947		225	21	7:12.475	6:19.970		24.809		27.696	160	
8	3:14.419	2:31.624		20.046		22.749	170		22	1:42.230	50.576		24.383		27.271	159	217
9	1:25.812	43.774		19.720		22.318	173	223	23	1:40.704	50.257		24.288		26.159	158	212
10	1:24.835	43.060		19.222		22.553	167	224	24	1:42.698	49.679		22.748		30.271		218
11	1:34.546	46.271		21.116		27.159		223	25	3:15.372	2:22.876		22.947		29.549	156	
12	4:41.474	3:57.889		20.696		22.889			26	1:37.482	49.410		22.545		25.527	161	218
13	1:25.193	43.775		19.298		22.120		225	27	1:49.138	52.325		25.142		31.671		219
14	1:30.411	43.106		19.620		27.685		225									

19 Abdulaziz Al Faisal, KSA/ Mirko Bortolotti, ITA

theoretical besttime: 1:23.197

1	3:38.071	2:48.658		23.403		26.010	169		14	1:25.292	43.576		18.866		22.850	166	214
2	1:30.602	47.092		19.615		23.895	168	212	15	1:23.428	42.714		18.840		21.874	167	214
3	1:24.565	43.294		19.350		21.921	168	216	16	1:41.621	49.703		28.675		23.243	169	215
4	1:24.952	43.782		19.179		21.991	170	214	17	1:30.221	42.959		19.463		27.799	163	216
5	1:23.648	42.935		18.905		21.808	167	216	18	1:31.804	43.181		19.103		29.520		213
6	1:31.364	42.732		21.754		26.878		218	19	8:45.234	7:53.397		23.676		28.161	149	
7	4:43.237	4:00.280		19.445		23.512	160		20	1:36.865	49.205		22.597		25.063	158	205
8	1:24.031	43.193		18.885		21.953	165	212	21	1:34.542	48.274		21.399		24.869	156	208
9	1:23.367	42.706		18.683		21.978	162	215	22	1:35.149	48.719		21.473		24.957	151	207
10	1:28.888	43.045		22.994		22.849	168	215	23	1:35.062	48.178		21.565		25.319	160	209
11	1:23.553	42.773		18.785		21.995	166	216	24	1:34.092	47.786		21.245		25.061	156	209
12	1:27.864	42.792		18.895		26.177		217	25	1:39.653	48.322		21.399		29.932		210
13	13:06.452	12:22.188		19.950		24.314	163										

20 Dominik Schwager, GER/ Claudia Hürtgen, GER

theoretical besttime: 1:23.190

1	2:23.840	1:40.581		20.603		22.656	163		15	7:46.429	7:04.610		19.461		22.358	169	
2	1:26.897	44.472		20.285		22.140	165	214	16	1:24.239	42.978		18.971		22.290	165	217
3	1:23.690	42.699		18.985		22.006	166	213	17	1:23.379	42.607		18.767		22.005	168	214
4	1:23.442	42.617		19.009		21.816	168	214	18	1:23.505	42.755		18.827		21.923	165	215
5	1:28.398	43.841		19.019		25.538		215	19	1:31.734	43.935		20.655		27.144		217
6	5:59.252	5:17.496		19.364		22.392	167		20	8:48.133	7:58.748		23.515		25.870	158	
7	1:46.316	43.238		19.297		43.781	130	214	21	1:35.812	49.057		21.627		25.128	157	209
8	1:26.344	45.082		19.066		22.196	167	198	22	1:34.831	47.777		22.009		25.045	159	209
9	1:24.668	43.037		19.019		22.612	165	215	23	1:34.730	48.043		21.426		25.261	158	209
10	1:25.027	43.369		18.968		22.690	169	215	24	1:34.287	47.928		21.397		24.962	154	211
11	1:23.849	42.847		18.915		22.087	162	216	25	1:34.292	47.938		21.522		24.832	156	210



ADAC GT Masters

Lap analysis Freies Training 2



Provisional

Sachsenring, Length: 3645 m
 Air temperature: 21.4°C
 Track temperature: 25.0°C
 Weather condition: Wet

DMSB Reg. Nr.: 186/2012
Deutscher Motor Sport Bund e.V.



Friday 8.6.2012 11:55

Lap	Time	SE1	SP1	SE2	SP2	SE3	SP3	TSP	Lap	Time	SE1	SP1	SE2	SP2	SE3	SP3	TSP
12	1:24.262	42.896		18.877		22.489	168	216	26	1:35.966	49.563		21.436		24.967	157	211
13	1:29.228	44.304		19.138		25.786		200	27	1:41.188	47.943		21.541		31.704		211
14	4:33.163	3:39.142		23.665		30.356											

21 Christopher Mies, GER/ Edward Sandström, SWE

theoretical besttime: 1:22.760

1	5:33.557	4:46.669		21.178		25.710	166		16	1:33.832	42.382		27.989		23.461	167	215
2	1:27.253	45.054		19.934		22.265	167	213	17	1:23.295	42.509		18.979		21.807	168	215
3	1:26.000	43.337		19.869		22.794	167	215	18	1:23.082	42.451		18.868		21.763	170	214
4	1:24.209	42.977		19.187		22.045	166	213	19	1:23.785	42.383		19.130		22.272	168	216
5	1:23.727	42.766		18.919		22.042	167	214	20	1:26.917	43.488		20.989		22.440	167	215
6	1:24.111	42.964		19.016		22.131	168	215	21	1:33.773	43.194		21.306		29.273		214
7	1:29.620	43.146		19.865		26.609		215	22	6:47.033	5:59.411		22.131		25.491	159	
8	4:35.058	3:48.803		19.974		26.281	163		23	1:35.269	47.622		22.323		25.324	161	209
9	1:28.850	43.868		18.902		26.080	168	211	24	1:35.924	47.184		23.307		25.433	160	209
10	1:22.760	42.238		18.785		21.737	168	214	25	1:34.729	47.373		21.664		25.692	161	209
11	1:23.002	42.248		18.834		21.920	168	215	26	1:33.856	47.355		21.416		25.085	160	210
12	1:23.921	42.866		19.024		22.031	168	215	27	1:35.282	47.127		22.617		25.538	162	210
13	1:23.117	42.261		18.961		21.895	167	215	28	1:33.641	47.402		21.238		25.001	160	212
14	1:29.437	43.304		19.149		26.984		215	29	1:49.820	49.440		25.186		35.194		210
15	8:47.962	8:04.484		20.325		23.153	170										

22 Christian Abt, GER/ Carsten Tilke, GER

theoretical besttime: 1:23.403

1	5:38.376	4:51.253		20.741		26.382			11	1:26.332	44.148		19.574		22.610	166	213
2	2:57.419	1:59.553		28.570		29.296	167		12	1:28.373	45.093		20.131		23.149	168	214
3	1:23.678	43.044		18.780		21.854	166	212	13	1:50.891	45.112		28.529		37.250		214
4	1:37.249	42.954		23.172		31.123	167	214	14	25:58.369	24:59.118		27.393		31.858	156	
5	1:23.647	42.843		18.873		21.931	167	212	15	1:46.324	52.971		24.410		28.943	158	203
6	1:23.746	42.954		18.835		21.957	165	211	16	1:45.593	51.801		25.150		28.642	156	208
7	1:28.817	43.142		18.706		26.969		213	17	1:43.764	51.827		24.598		27.339	157	207
8	5:01.365	4:14.930		21.349		25.086	164		18	1:48.746	53.935		25.952		28.859	154	201
9	1:28.935	45.398		20.163		23.374	165	211	19	1:57.529	56.513		27.018		33.998		181
10	1:27.719	44.757		20.149		22.813	164	213									

23 Fredrik Lestrup, SWE/ Martin Matzke, CZE

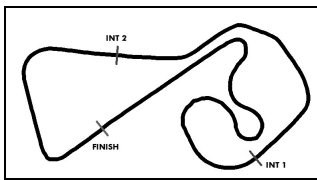
theoretical besttime: 1:22.858

1	1:48.449	1:03.456		21.167		23.826	164		16	1:26.208	43.016		19.906		23.286	165	218
2	1:24.470	43.973		18.667		21.830	169	214	17	1:26.002	43.409		19.793		22.800	165	217
3	1:23.704	43.056		18.670		21.978	169	217	18	1:50.259	48.513		26.777		34.969		218
4	1:26.077	44.255		19.007		22.815	165	219	19	6:24.281	5:39.829		21.624		22.828	167	
5	1:24.672	43.962		18.915		21.795	169	217	20	1:26.184	43.412		19.155		23.617	156	217
6	1:25.327	44.420		19.162		21.745	169	219	21	1:24.337	43.492		18.979		21.866	165	213
7	1:23.921	42.935		18.833		22.153	165	218	22	1:28.834	42.886		19.359		26.589		218
8	1:25.525	44.490		18.755		22.280	165	217	23	4:34.311	3:38.337		23.772		32.202		
9	1:23.531	43.028		18.695		21.808	168	216	24	5:44.999	4:56.216		22.964		25.819	159	
10	1:24.628	43.025		19.864		21.739	164	218	25	1:36.736	49.116		22.149		25.471	158	211
11	1:27.522	43.185		18.776		25.561		216	26	1:40.803	50.334		22.985		27.484	158	212
12	4:40.996	4:00.161		19.078		21.757	168		27	1:35.641	48.109		22.257		25.275	157	212
13	1:23.699	43.263		18.540		21.896	168	217	28	1:35.194	48.090		21.765		25.339	157	211
14	1:23.066	42.667		18.452		21.947	169	219	29	1:36.306	48.951		21.557		25.798	155	212
15	1:23.566	42.844		18.710		22.012	167	218	30	1:39.686	48.310		21.880		29.496		211

24 Peter Kox, NED/ Dennis Retera, NED

theoretical besttime: 1:22.804

1	1:55.076	1:08.251		20.413		26.412	167		16	1:52.002	49.426		27.792		34.784		217
2	1:24.720	43.599		19.157		21.964	168	214	17	6:11.495	5:26.011		19.797		25.687	166	
3	1:23.898	43.032		18.925		21.941	170	215	18	1:25.826	43.303		19.292		23.231	158	215
4	1:23.854	42.791		19.044		22.019	168	216	19	1:26.709	43.933		19.625		23.151	170	214
5	1:27.065	43.946		20.654		22.465	169	216	20	1:24.790	43.439		19.217		22.134	168	218
6	1:29.265	43.630		22.672		22.963	169	217	21	1:25.567	43.200		19.676		22.691	169	218
7	1:23.978	42.961		19.132		21.885	167	216	22	1:27.004	44.195		19.908		22.901	161	219
8	1:30.677	44.077		21.571		25.029		215	23	1:34.395	45.129		21.295		27.971		214
9	5:37.131	4:54.339		20.402		22.390	170		24	7:53.148	7:03.758		23.571		25.819	159	
10	1:23.057	42.634		18.790		21.633		216	25	1:36.838	49.359		22.459		25.020	160	209



ADAC GT Masters

Lap analysis Freies Training 2



Provisional

Sachsenring, Length: 3645 m
 Air temperature: 21.4°C
 Track temperature: 25.0°C
 Weather condition: Wet

DMSB Reg. Nr.: 186/2012
Deutscher Motor Sport Bund e.V.

**ADAC Masters
Weekend**

Friday 8.6.2012 11:55

Lap	Time	SE1	SP1	SE2	SP2	SE3	SP3	TSP	Lap	Time	SE1	SP1	SE2	SP2	SE3	SP3	TSP
11	1:23.520	42.671		19.072		21.777	171	218	26	1:35.274	47.973		22.168		25.133	159	211
12	1:25.571	42.736		19.289		23.546	171	217	27	1:34.883	47.779		21.947		25.157	160	210
13	1:22.804	42.471		18.710		21.623	170	218	28	1:34.917	47.801		21.865		25.251	158	211
14	1:28.523	43.684		19.467		25.372		217	29	1:35.960	48.389		22.210		25.361	160	211
15	3:02.437	2:18.793		20.143		23.501	168		30	1:48.464	53.651		24.732		30.081		191

25 Marco Seefried, GER/ Georg Engelhardt, GER

theoretical besttime: 1:23.345

1	2:31.695	1:41.330		24.180		26.185	170		11	1:24.483	42.992		19.316		22.175	165	220
2	1:26.912	45.561		19.141		22.210	172	219	12	1:24.609	43.308		19.038		22.263	164	221
3	1:26.550	44.709		19.749		22.092	172	222	13	1:24.593	43.273		19.124		22.196	170	218
4	1:24.205	42.901		19.370		21.934	168	221	14	1:29.029	43.120		19.293		26.616		222
5	1:23.602	43.022		18.855		21.725	164	221	15	9:12.167	8:24.711		23.575		23.881	172	
6	1:24.005	42.973		18.986		22.046	169	221	16	1:28.449	44.230		20.169		24.050	166	219
7	1:23.806	42.819		18.895		22.092	167	221	17	1:28.545	46.050		19.631		22.864	172	220
8	1:29.394	43.631		19.545		26.218		221	18	1:28.286	44.161		19.462		24.663	170	219
9	7:16.150	6:35.282		19.046		21.822	168		19	1:27.200	44.320		19.614		23.266	170	222
10	1:24.704	42.765		19.716		22.223	167	221	20	1:37.505	44.595		22.679		30.231		221

26 Alfred Renauer, GER/ Rene Bourdeaux, GER

theoretical besttime: 1:24.860

1	2:50.155	1:56.476		25.488		28.191	156		11	1:25.065	43.462		19.393		22.210	170	223
2	1:38.977	50.760		22.986		25.231	143	182	12	1:30.115	43.507		19.477		27.131		222
3	1:33.441	47.940		20.252		25.249	164	192	13	3:19.750	2:37.571		19.678		22.501	171	
4	1:29.670	46.392		20.175		23.103	170	220	14	1:25.402	43.620		19.413		22.369	170	223
5	1:28.631	45.026		20.054		23.551	163	222	15	2:03.456	1:02.176		27.316		33.964		169
6	1:44.072	50.950		22.455		30.667		185	16	6:26.149	5:44.309		19.616		22.224	172	
7	4:55.086	4:03.720		23.943		27.423	142		17	1:25.071	43.673		19.234		22.164	171	223
8	1:31.154	47.141		20.051		23.962	169	206	18	1:25.769	43.603		19.494		22.672	169	223
9	1:27.726	44.298		20.345		23.083	170	220	19	1:33.094	45.874		19.671		27.549		202
10	1:25.368	43.882		19.304		22.182	171	222	20	3:28.717	2:33.882		22.385		32.450		

27 Heinz-Harald Frentzen, GER/ Andreas Wirth, GER

theoretical besttime: 1:22.761

1	2:56.222	1:59.314		26.145		30.763			10	1:23.929	42.866		19.096		21.967		220
2	1:40.046	49.569		24.820		25.657	171	148	11	1:27.656	43.183		19.100		25.373		220
3	1:25.752	44.290		18.971		22.491	169	216	12	4:54.580	4:14.056		18.598		21.926		
4	1:24.500	43.484		18.731		22.285		219	13	1:36.689	42.692		19.805		34.192		221
5	1:25.715	44.082		19.170		22.463		213	14	8:09.359	7:26.246		20.077		23.036		
6	1:23.989	43.055		18.802		22.132		216	15	1:25.689	44.189		18.796		22.704		203
7	1:29.103	44.480		18.780		25.843		221	16	1:23.697	42.451		18.868		22.378		221
8	6:10.076	5:27.041		19.198		23.837			17	1:23.657	42.320		18.515		22.822		220
9	1:24.158	43.258		18.835		22.065		219	18	1:30.242	43.723		19.985		26.534		214

28 Daniel Keilwitz, GER/ Diego Alessi, ITA

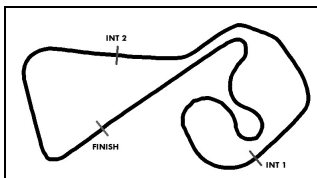
theoretical besttime: 1:23.052

1	5:36.888	4:52.498		20.627		23.763			8	3:53.956	3:11.241		19.269		23.446		
2	1:27.702	45.311		19.598		22.793		214	9	1:51.074	43.043		38.161		29.870		
3	1:27.116	44.421		19.476		23.219		220	10	12:26.770	11:41.730		20.166		24.874		
4	1:28.976	43.130		19.672		26.174		223	11	1:32.536	43.879		19.400		29.257		221
5	1:30.348	44.912		20.344		25.092		224	12	1:23.052	42.522		18.719		21.811		222
6	1:31.846	45.052		19.122		27.672		223	13	1:23.268	42.539		18.777		21.952		224
7	5:13.767	4:29.294		18.919		25.554			14	1:26.529	42.597		18.987		24.945		224

29 Nicolas Armindo, FRA/ Robert Renauer, GER

theoretical besttime: 1:23.067

1	3:57.489	3:13.316		19.915		24.258	169		11	1:23.565	42.414		19.181		21.970	165	219
2	1:25.981	44.063		19.968		21.950	169	221	12	1:24.894	43.363		19.228		22.303	165	220
3	1:24.143	42.910		19.217		22.016	167	221	13	1:23.615	42.732		19.023		21.860	166	219
4	1:24.397	42.825		19.400		22.172	162	221	14	1:30.186	43.824		19.118		27.244		221
5	1:24.242	42.921		19.294		22.027	164	219	15	9:56.716	9:12.911		19.834		23.971	171	
6	1:23.990	42.864		19.050		22.076	168	220	16	1:23.933	42.888		19.050		21.995	169	222
7	1:31.210	43.828		19.612		27.770		221	17	1:24.808	43.188		19.354		22.266	171	223
8	5:50.355	5:08.283		19.376		22.696	164		18	1:23.531	42.755		18.816		21.960	170	223
9	1:23.764	42.865		19.042		21.857	166	217	19	1:31.799	43.084		20.538		28.177		223



ADAC GT Masters

Lap analysis Freies Training 2



Provisional

Sachsenring, Length: 3645 m

Air temperature: 21.4°C

Track temperature: 25.0°C

Weather condition: Wet



Reg. Nr.: 186/2012

Friday 8.6.2012 11:55



Lap	Time	SE1	SP1	SE2	SP2	SE3	SP3	TSP	Lap	Time	SE1	SP1	SE2	SP2	SE3	SP3	TSP
10	1:23.367	42.394		19.090		21.883	163	220									

31 Tobias Schulze, GER/ Michael Schulze, GER

theoretical besttime: 1:23.826

1	2:22.066	1:32.698		23.827		25.541	161		16	1:24.453	43.545		18.949		21.959		219
2	1:30.258	46.639		21.277		22.342	167	214	17	1:24.093	42.999		19.127		21.967		220
3	1:24.956	43.337		19.113		22.506		219	18	1:32.961	43.610		22.767		26.584		219
4	1:25.434	43.905		19.142		22.387	166	219	19	8:07.274	7:25.691		18.897		22.686		
5	1:24.629	43.511		19.027		22.091	168	219	20	1:25.765	43.133		19.512		23.120		219
6	1:24.939	43.227		19.334		22.378	168	219	21	1:24.201	43.075		18.970		22.156		221
7	1:24.525	43.344		18.941		22.240	170	220	22	1:23.906	42.982		18.977		21.947	168	220
8	1:24.337	43.331		19.005		22.001		220	23	1:27.475	44.673		20.519		22.283	168	221
9	1:24.845	43.698		18.974		22.173	167	219	24	1:31.194	44.351		19.840		27.003		220
10	1:26.273	43.381		20.429		22.463	168	219	25	9:35.770	8:46.929		22.580		26.261	155	
11	1:24.441	43.443		18.942		22.056	166	219	26	1:37.691	48.999		22.394		26.298	156	211
12	1:24.749	43.015		19.255		22.479	167	218	27	1:39.872	49.375		21.698		28.799		212
13	1:24.604	43.288		19.078		22.238		219	28	2:32.599	1:45.102		21.801		25.696	157	
14	1:32.409	44.043		20.532		27.834		220	29	1:37.424	50.615		21.425		25.384	158	213
15	3:00.637	2:18.723		19.499		22.415			30	1:41.511	48.343		21.253		31.915		214

32 Johannes Stuck, AUT/ Ferdinand Stuck, AUT

theoretical besttime: 1:23.466

1	1:49.632	1:04.795		21.468		23.369	165		13	1:28.418	43.103		19.151		26.164		220
2	1:24.984	43.485		19.254		22.245	166	214	14	12:14.394	11:31.342		20.070		22.982		
3	1:24.435	42.858		19.193		22.384	166	216	15	1:28.163	43.097		19.876		25.190	168	217
4	1:24.407	42.897		19.107		22.403	168	215	16	1:24.480	42.951		19.147		22.382	170	218
5	1:25.526	43.806		19.392		22.328	168	216	17	1:23.795	42.676		18.959		22.160	168	218
6	1:33.596	44.031		20.600		28.965		216	18	1:24.390	42.996		18.914		22.480	168	218
7	5:53.546	5:11.876		19.343		22.327	164		19	1:34.925	47.640		20.410		26.875		218
8	1:24.439	43.183		19.006		22.250	168	215	20	13:12.317	12:23.558		22.593		26.166	157	
9	1:24.966	43.081		18.746		23.139	163	217	21	1:36.018	48.481		22.008		25.529	159	209
10	1:24.253	43.399		18.733		22.121	170	214	22	1:34.464	47.762		21.580		25.122	159	212
11	1:23.848	42.612		18.949		22.287	168	218	23	1:33.922	47.622		21.572		24.728	159	212
12	1:24.651	43.680		18.824		22.147	169	218	24	1:55.919	48.263		25.886		41.770		212

33 Christoffer Nygaard, DEN/ Kristian Poulsen, DEN

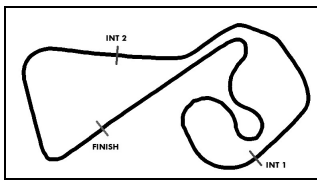
theoretical besttime: 1:22.885

1	2:20.559	1:15.841		31.392		33.326	157		13	1:24.303	43.240		19.245		21.818		219
2	1:48.150	59.000		23.908		25.242	161	123	14	1:23.053	42.556		18.773		21.724		220
3	1:37.920	45.836		21.896		30.188		211	15	1:24.022	43.539		18.689		21.794	167	219
4	7:28.086	6:43.472		21.838		22.776	171		16	1:23.370	42.495		18.666		22.209	168	220
5	1:25.571	43.811		19.677		22.083	168	218	17	1:26.049	44.068		19.816		22.165	171	219
6	1:24.449	43.096		19.326		22.027	167	217	18	1:31.575	43.863		19.544		28.168		219
7	1:25.078	43.108		19.654		22.316	169	219	19	11:43.203	10:53.899		23.030		26.274	161	
8	1:24.688	43.396		19.009		22.283	168	219	20	1:39.171	51.557		21.961		25.653	162	215
9	1:24.784	43.563		19.178		22.043	169	218	21	1:42.780	48.826		27.535		26.419	160	215
10	1:23.940	42.949		19.234		21.757		220	22	1:35.560	48.592		21.604		25.364	161	214
11	1:29.244	42.886		18.966		27.392	220		23	1:52.779	48.691		24.260		39.828		214
12	12:40.374	11:56.303		20.945		23.126											

34 Max Sandritter, GER/ Christian Bracke, GER

theoretical besttime: 1:24.789

1	2:19.018	1:25.365		26.797		26.856	165		14	1:30.632	46.657		20.145		23.830	173	227
2	1:37.845	48.649		24.336		24.860	171	221	15	2:03.831	1:03.603		25.736		34.492		159
3	1:32.298	48.057		20.972		23.269	173	227	16	6:10.442	5:28.067		19.831		22.544	174	
4	1:28.752	45.487		19.965		23.300	170	228	17	1:25.183	43.632		19.218		22.333	171	232
5	1:28.803	45.532		20.320		22.951	168	228	18	1:25.298	43.655		19.305		22.338	173	232
6	1:30.496	46.371		20.324		23.801	170	227	19	1:25.146	43.580		19.261		22.305	173	231
7	1:28.420	44.874		20.417		23.129	170	226	20	1:24.954	43.312		19.172		22.470	171	231
8	1:34.500	45.650		20.185		28.665		226	21	1:33.785	46.699		20.436		26.650		230
9	7:17.588	6:30.983		22.043		24.562	170		22	10:26.283	9:25.206		28.164		32.913		
10	1:32.211	46.116		21.852		24.243	170	225	23	4:08.826	3:16.074		23.981		28.771	159	
11	1:29.088	45.207		20.390		23.491	173	229	24	1:39.080	49.661		22.906		26.513	163	221
12	1:28.158	45.085		20.188		22.885	173	226	25	1:38.670	49.646		21.957		27.067	159	222
13	1:27.878	44.527		20.219		23.132	172	226	26	1:53.854	50.079		22.947		40.828		216



ADAC GT Masters

Lap analysis Freies Training 2



Provisional

Sachsenring, Length: 3645 m
 Air temperature: 21.4°C
 Track temperature: 25.0°C
 Weather condition: Wet

DMSB Reg. Nr.: 186/2012
Deutscher Motor Sport Bund e.V.

**ADAC Masters
 Weekend**

Friday 8.6.2012 11:55

Lap	Time	SE1	SP1	SE2	SP2	SE3	SP3	TSP	Lap	Time	SE1	SP1	SE2	SP2	SE3	SP3	TSP
-----	------	-----	-----	-----	-----	-----	-----	-----	-----	------	-----	-----	-----	-----	-----	-----	-----

35 Charlie Geipel, GER/ Achim Winter, GER **theoretical besttime: 1:24.512**

1	2:27.006	1:30.833		27.125		29.048	142		10	1:24.952	43.427		19.324		22.201	172	227
2	1:36.598	51.732		21.043		23.823	172	178	11	1:24.827	43.131		19.478		22.218	176	228
3	1:26.878	44.127		20.176		22.575	173	228	12	1:40.030	43.832		25.298		30.900		228
4	1:27.609	44.544		19.917		23.148	171	229	13	10:14.304	9:17.655		21.828		34.821		
5	1:24.800	43.219		19.449		22.132	174	227	14	1:29.654	46.008		20.465		23.181	173	222
6	1:24.994	43.425		19.267		22.302	172	228	15	1:28.481	45.273		20.126		23.082	173	228
7	1:24.970	43.454		19.249		22.267	170	227	16	1:28.896	45.316		20.455		23.125	174	228
8	1:29.820	43.698		19.392		26.730		228	17	1:30.935	45.594		20.909		24.432	166	227
9	11:41.304	10:59.363		19.580		22.361			18	1:45.053	49.300		25.186		30.567		222

36 Nick Tandy, GBR/ Christian Engelhart, GER **theoretical besttime: 1:23.205**

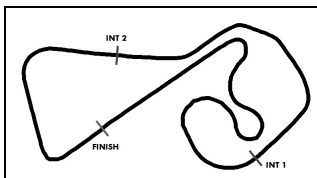
1	1:52.811	1:06.994		20.993		24.824	168		14	1:40.114	44.782		21.870		33.462		220
2	1:26.117	43.908		19.390		22.819	170	221	15	7:53.159	7:08.815		19.344		25.000	168	
3	1:23.578	42.880		18.761		21.937	170	221	16	1:25.131	43.701		19.135		22.295	169	209
4	1:29.704	42.755		19.040		27.909	170	222	17	1:24.944	43.337		19.266		22.341	170	222
5	1:23.373	42.692		18.906		21.775	168	222	18	1:24.244	42.863		19.105		22.276	168	222
6	1:29.812	43.134		20.073		26.605		222	19	1:31.605	45.091		19.878		26.636		221
7	4:02.621	3:17.640		21.395		23.586	168		20	11:27.227	10:39.714		22.132		25.381	166	
8	1:26.198	43.336		20.094		22.768	167	222	21	1:35.586	48.179		21.969		25.438	162	215
9	1:23.646	42.697		18.994		21.955	164	220	22	1:35.047	47.946		21.861		25.240	160	215
10	1:29.363	44.455		19.068		25.840		220	23	1:35.092	48.166		21.844		25.082	161	214
11	7:13.421	6:29.476		20.805		23.140	168		24	1:35.100	48.204		21.740		25.156	159	216
12	1:28.814	42.792		21.490		24.532	169	220	25	1:42.559	49.073		22.762		30.724		215
13	1:23.339	42.669		18.851		21.819	170	220									

37 Luca Ludwig, GER/ Sascha Bert, GER **theoretical besttime: 1:22.958**

1	2:16.101	1:27.299		21.734		27.068	167		13	4:42.242	4:00.338		19.922		21.982	167	
2	1:24.624	43.223		19.281		22.120	169	218	14	1:50.115	47.659		28.010		34.446		222
3	1:24.585	43.162		19.135		22.288	164	222	15	6:24.351	5:40.312		20.395		23.644	170	
4	1:24.148	43.061		19.186		21.901	170	219	16	1:24.313	43.331		19.028		21.954	168	220
5	1:24.027	43.158		19.072		21.797	170	222	17	1:24.183	43.073		19.375		21.735	169	220
6	1:23.844	42.966		19.176		21.702	170	223	18	1:24.967	43.818		19.174		21.975	165	220
7	1:28.526	42.688		19.314		26.524		222	19	1:32.497	45.507		20.367		26.623		220
8	6:29.700	5:48.916		18.878		21.906	169		20	12:15.930	11:27.386		23.188		25.356	167	
9	1:24.013	42.771		19.110		22.132	168	220	21	1:35.800	48.193		22.282		25.325	165	215
10	1:27.176	43.556		20.934		22.686	170	222	22	1:35.019	47.840		22.053		25.126	164	217
11	1:23.911	42.524		18.732		22.655	170	223	23	1:35.611	48.140		22.003		25.468	163	219
12	1:27.364	42.755		19.163		25.446		222	24	1:42.183	49.217		22.595		30.371		218

38 Nicolas Verdonck, BEL/ Jesse Krohn, FIN **theoretical besttime: 1:23.014**

1	2:08.529	1:23.685		21.372		23.472	165		17	1:40.469	43.703		25.282		31.484		219
2	1:24.558	43.363		19.277		21.918	165	216	18	7:03.514	6:18.469		21.331		23.714	165	
3	1:23.728	43.118		18.834		21.776	169	219	19	1:23.495	42.584		19.055		21.856	159	220
4	1:24.229	43.247		19.297		21.685	161	218	20	1:24.330	42.843		19.455		22.032	166	217
5	1:24.591	42.947		19.601		22.043	166	216	21	1:23.703	42.499		18.830		22.374	166	219
6	1:23.946	43.049		19.187		21.710	161	219	22	1:25.881	42.887		19.611		23.383	168	219
7	1:29.025	42.963		19.487		26.575		217	23	1:24.913	42.808		19.442		22.663	165	219
8	3:13.013	2:31.145		19.587		22.281	165		24	1:38.767	45.038		22.858		30.871		219
9	1:24.810	43.697		19.168		21.945	165	220	25	7:15.111	6:26.059		22.981		26.071	158	
10	1:24.021	43.229		18.984		21.808	162	218	26	1:34.798	48.230		21.686		24.882	159	213
11	1:23.828	43.025		18.935		21.868	163	218	27	1:33.712	47.472		21.342		24.898	161	214
12	1:23.886	43.095		18.874		21.917	170	218	28	1:35.485	48.154		22.210		25.121	159	215
13	1:28.471	43.438		19.290		25.743		221	29	1:33.949	47.615		21.618		24.716	159	215
14	3:41.442	2:56.991		19.869		24.582	167		30	1:33.105	47.289		21.316		24.500	159	213
15	1:23.831	43.132		18.987		21.712	166	218	31	1:33.543	47.512		21.518		24.513	156	215
16	1:24.203	42.779		19.116		22.308	167	220	32	1:42.061	48.237		22.713		31.111		214



ADAC GT Masters

Lap analysis Freies Training 2



Provisional

Sachsenring, Length: 3645 m

Air temperature: 21.4°C

Track temperature: 25.0°C

Weather condition: Wet

DMSB Reg. Nr.: 186/2012
Deutscher Motor Sport Bund e.V.

Friday 8.6.2012 11:55

**ADAC Masters
Weekend**

Lap	Time	SE1	SP1	SE2	SP2	SE3	SP3	TSP	Lap	Time	SE1	SP1	SE2	SP2	SE3	SP3	TSP
40 Christian Mamerow, GER/ Rene Rast, GER									theoretical besttime: 1:22.178								
1	2:27.811	1:39.203		23.284		25.324	165		15	1:23.432	42.857		18.763		21.812	167	214
2	1:37.323	47.338		21.003		28.982		212	16	1:23.122	42.593		18.692		21.837	169	214
3	2:48.924	2:00.978		23.412		24.534	165		17	1:37.429	45.511		21.890		30.028		212
4	1:27.863	44.866		20.791		22.206	166	213	18	6:31.262	5:48.586		20.325		22.351	168	
5	1:24.352	43.422		19.111		21.819	170	210	19	1:25.628	43.216		19.465		22.947		215
6	1:24.832	42.596		20.303		21.933	169	215	20	1:23.093	42.451		18.820		21.822	168	215
7	1:26.205	44.622		19.575		22.008	170	213	21	1:24.725	43.060		19.288		22.377	168	216
8	1:26.238	44.335		19.728		22.175	167	215	22	1:22.178	42.260		18.415		21.503	170	216
9	1:25.423	43.568		19.368		22.487	169	215	23	1:35.380	45.573		21.859		27.948		217
10	1:23.129	42.631		18.725		21.773	169	215	24	9:33.747	8:42.979		24.261		26.507	160	
11	1:23.648	42.705		18.750		22.193	165	215	25	1:38.164	50.031		22.703		25.430	160	209
12	1:22.974	42.600		18.586		21.788	169	213	26	1:36.401	49.023		22.153		25.225	161	210
13	1:28.331	42.982		19.096		26.253			27	1:40.597	49.779		22.024		28.794		211
14	3:37.885	2:53.911		20.265		23.709	168										

41 Jeroen den Boer, NED/ Simon Knap, NED									theoretical besttime: 1:22.329								
1	1:45.446	59.415		22.211		23.820	163		15	5:09.487	3:58.917		31.605		38.965		
2	1:25.492	43.775		19.532		22.185	163	212	16	8:17.424	7:33.045		19.535		24.844	164	
3	1:25.035	43.213		19.121		22.701	160	214	17	1:22.634	42.535		18.387		21.712	167	214
4	1:25.754	43.533		19.184		23.037	161	214	18	1:23.008	42.230		18.620		22.158	166	216
5	1:26.500	44.620		18.965		22.915	163	214	19	1:26.980	43.003		19.045		24.932		216
6	1:26.998	44.050		20.305		22.643	163	216	20	2:57.168	2:12.393		20.061		24.714	162	
7	1:24.346	43.413		18.837		22.096	164	215	21	1:46.205	51.010		23.665		31.530		212
8	1:29.504	43.658		20.166		25.680		215	22	7:48.711	6:59.230		23.991		25.490	160	
9	4:37.133	3:56.091		18.997		22.045	164		23	1:35.064	48.304		21.783		24.977	158	209
10	1:25.248	43.093		18.660		23.495	160	215	24	1:34.909	48.446		21.524		24.939	156	210
11	1:23.304	42.745		18.670		21.889	164	214	25	1:33.779	47.618		21.231		24.930	157	210
12	1:24.889	43.478		19.239		22.172	164	216	26	1:33.999	47.670		21.493		24.836	158	210
13	1:23.715	43.099		18.739		21.877	165	216	27	1:36.954	47.771		22.223		26.960	153	211
14	1:27.925	44.170		18.495		25.260		218	28	1:43.914	50.065		22.407		31.442		207

42 Jan Seyffarth, GER/ Maximilian Mayer, GER									theoretical besttime: 1:23.006								
1	3:04.772	2:19.673		20.003		25.096			14	1:24.664	43.336		19.149		22.179		218
2	1:24.587	42.667		19.816		22.104	166	216	15	1:26.488	43.748		19.766		22.974		218
3	1:23.403	42.524		18.916		21.963		216	16	1:25.875	43.115		19.129		23.631		217
4	1:24.082	43.040		19.067		21.975		214	17	1:24.421	43.024		19.138		22.259		218
5	1:29.498	43.786		19.777		25.935		217	18	1:33.249	43.989		20.921		28.339		218
6	5:34.286	4:50.425		20.205		23.656			19	6:43.613	5:51.916		24.813		26.884	157	
7	1:23.618	42.917		18.672		22.029		215	20	1:40.793	50.792		23.704		26.297	159	207
8	1:26.378	43.562		19.592		23.224		216	21	1:40.642	50.360		23.761		26.521	158	210
9	1:25.865	42.590		20.475		22.800		217	22	1:39.255	49.490		23.481		26.284	159	210
10	1:23.119	42.371		18.721		22.027		217	23	1:42.498	49.744		22.359		30.395		211
11	1:28.413	42.529		18.828		27.056		217	24	2:57.588	2:09.920		22.009		25.659	157	
12	6:12.769	5:25.782		20.657		26.330			25	1:36.698	49.200		21.564		25.934	158	211
13	8:32.706	7:47.640		22.414		22.652			26	1:42.702	49.341		22.838		30.523		210

44 Erik Janis, CZE/ Jan Stovicek, CZE									theoretical besttime: 1:28.698								
1	2:55.467	2:02.255		25.419		27.793	163		3	1:28.698	45.061		20.980		22.657	167	216
2	1:30.605	45.870		21.392		23.343	168	213	4	10:12.333	7:43.625		1:09.942		1:18.766		216



ADAC GT Masters

Vmax list Freies Training 2



Provisional

Sachsenring, Length: 3645 m

Air temperature: 21.5°C

Track temperature: 25.1°C

Weather condition: Wet

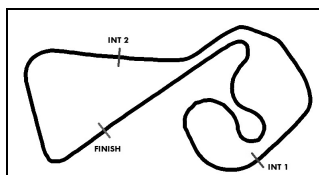


Reg. Nr.: 186/2012

Friday 8.6.2012 11:55

**ADAC Masters
Weekend**

Nr	Team, Car, Driver, Nat	Top speed
34	YACO Racing powered by Jochen Schweizer, Chevrolet Ca Sandritter Max , GER Bracke Christian , GER	232,31 km/h
35	YACO Racing powered by Jochen Schweizer, Chevrolet Ca Geipel Charlie , GER Winter Achim , GER	228,52 km/h
15	FACH AUTO TECH, Porsche 911 GT3 R Ragginger Martin , AUT Dolenc Swen , GER	228,33 km/h
16	FACH AUTO TECH, Porsche 911 GT3 R Gugger Andrina , SUI Klohs Otto , GER	227,03 km/h
18	Callaway Competition, Corvette Z06.R GT3 Kechele Frank , GER Seiler Toni , SUI	226,23 km/h
17	Callaway Competition, Corvette Z06.R GT3 Lips Remo , SUI Schmickler Frank , GER	224,86 km/h
28	Callaway Competition, Corvette Z06.R GT3 Keilwitz Daniel , GER Alessi Diego , ITA	224,11 km/h
26	Team GT 3 Kasko, Porsche 911 GT3 R Renauer Alfred , GER Bourdeaux Rene , GER	223,46 km/h
29	FROGREEN CO2 neutral, Porsche 911 GT3 R Armindo Nicolas , FRA Renauer Robert , GER	223,42 km/h
37	Gemballa Racing, McLaren MP4-12C GT3 Ludwig Luca , GER Bert Sascha , GER	222,73 km/h
1	ALPINA, BMW Alpina B6 GT3 Martin Maxime , BEL Lunardi Dino , FRA	222,50 km/h
36	Team Geyer&Weinig EDV Schütz Motorsport, Porsche 911 (Tandy Nick , GBR Engelhart Christian , GER	222,50 km/h
11	Team rhino's Leipert Motorsport, Lamborghini Gallardo LP(Bader Raffael , SUI Mengesdorf David , GER	222,18 km/h
25	Team GT 3 Kasko, Porsche 911 GT3 R Seefried Marco , GER Engelhardt Georg , GER	222,09 km/h



ADAC GT Masters

Vmax list Freies Training 2



Provisional

Sachsenring, Length: 3645 m

Air temperature: 21.5°C

Track temperature: 25.1°C

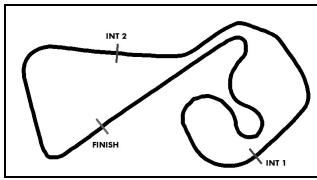
Weather condition: Wet

DMSB Reg. Nr.: 186/2012
Deutscher Motor Sport Bund e.V.

Friday 8.6.2012 11:55

**ADAC Masters
Weekend**

Nr	Team, Car, Driver, Nat	Top speed
4	kfzteile24 MS RACING Team, Mercedes Benz AMG SLS GT3 Dobitsch Daniel , AUT Stoll Florian , GER	221,90 km/h
2	Liqui Moly Team Engstler, BMW Alpina B6 GT3 Spengler Florian , GER Leidinger Johannes , GER	221,90 km/h
31	Schulze Motorsport, Nissan GT-R GT3 Schulze Tobias , GER Schulze Michael , GER	221,49 km/h
5	kfzteile24 MS RACING Team, Mercedes Benz AMG SLS GT3 Asch Sebastian , GER Götz Maximilian , GER	221,18 km/h
27	Callaway Competition, Corvette Z06.R GT3 Frentzen Heinz-Harald , GER Wirth Andreas , GER	220,99 km/h
8	Heico Motorsport, Mercedes Benz AMG SLS GT3 Baumann Dominik , AUT Proczyk Hari , AUT	220,90 km/h
6	Farnbacher ESET Racing, Ferrari 458 Italia GT3 Farnbacher Mario , GER Kentenich Niclas , GER	220,86 km/h
38	Lambda Performance, Ford GT GT3 Verdonck Nicolas , BEL Krohn Jesse , FIN	220,81 km/h
33	Young Driver AMR, Aston Martin V12 Vantage GT3 Nygaard Christoffer , DEN Poulsen Kristian , DEN	220,27 km/h
7	Heico Motorsport, Mercedes Benz AMG SLS GT3 Frankenhout Christiaan , NED Heyer Kenneth , GER	220,14 km/h
32	Young Driver AMR, Aston Martin V12 Vantage GT3 Stuck Johannes , AUT Stuck Ferdinand , AUT	219,56 km/h
9	HEICO Junior Team, Mercedes Benz AMG SLS GT3 Buhk Maximilian , GER Simonsen Andreas , GER	219,33 km/h
23	WestCoastRacing, BMW Z4 GT3 Lestrup Fredrik , SWE Matzke Martin , CZE	219,07 km/h
24	InternetX - Reiter Engineering, Lamborghini Gallardo LP600 Kox Peter , NED Reitera Dennis , NED	218,80 km/h



ADAC GT Masters

Vmax list Freies Training 2



Provisional

Sachsenring, Length: 3645 m

Air temperature: 21.5°C

Track temperature: 25.1°C

Weather condition: Wet

DMSB Reg. Nr.: 186/2012
Deutscher Motor Sport Bund e.V.

Friday 8.6.2012 11:55

**ADAC Masters
Weekend**

Nr	Team, Car, Driver, Nat	Top speed
10	Schöner Wohnen Polarweiss Team HEICO, Mercedes Benz Margaritis Alexandros , GRE Arnold Lance David , GER	218,67 km/h
41	DB Motorsport, BMW Z4 GT3 den Boer Jeroen , NED Knap Simon , NED	217,96 km/h
42	SMS Seyffarth Motorsport, Mercedes Benz AMG SLS GT3 Seyffarth Jan , GER Mayer Maximilian , GER	217,87 km/h
19	Schubert Motorsport, BMW Z4 GT3 Al Faisal Abdulaziz , KSA Bortolotti Mirko , ITA	217,61 km/h
14	MRS GT-Racing, McLaren MP4-12C GT3 Müller Alex , GER Ott Christian , GER	217,39 km/h
40	MAMEROW Racing, AUDI R8 LMS ultra Mamerow Christian , GER Rast Rene , GER	217,35 km/h
12	Team rhino's Leipert Motorsport, Lamborghini Gallardo LP Baier Korbinian , GER Petrishin Oleg , RUS	217,30 km/h
20	Schubert Motorsport, BMW Z4 GT3 Schwager Dominik , GER Hürtgen Claudia , GER	216,74 km/h
44	HEICO-GRAVITY CHAROUZ TEAM, Mercedes Benz AMG SL Janis Erik , CZE Stovicek Jan , CZE	216,17 km/h
21	Prosperia uhc speed, AUDI R8 LMS ultra Mies Christopher , GER Sandström Edward , SWE	215,83 km/h
22	Prosperia uhc speed, AUDI R8 LMS ultra Abt Christian , GER Tilke Carsten , GER	214,29 km/h