

Provisional

Result List

Stewards / Race Management

STEWARD	Achim Loth
STEWARD	Dennis Broedel
STEWARD	Wieland Unnasch
RACE DIRECTOR	Niels Wittich
CLERK OF THE COURSE	Janko Garbsch
TECHNICAL DELEGATE	Erik Wilhelmi
CHIEF TIMEKEEPER	Steffen Ruhl

Weather Start/Finish

AIR	32.8°C
TRACK	30.4°C
CONDITIONS	Dry
PRESSURE	1005 hPa
AIR	33.7°C
TRACK	30.3°C
CONDITIONS	Dry
PRESSURE	1005 hPa

Track Information

GREEN FLAG	14:45:09
CHEQUERED FLAG	15:15:52
SAFETY CAR PHASE	0
FULL COURSE YELLOW PHASE	0
TRACK NAME	Lausitzring
TRACK LENGTH	3478m
TURN COUNT	12
TOTAL DISTANCE	76.51km
FASTEST LAP:	#17. EDG - 1:22.975

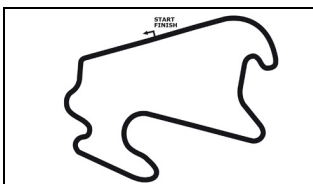
STARTED: 11 CLASSIFIED: 11 NOT CLASSIFIED: 0 DISQUALIFIED: 0

Nr.	Drivers	Team	Laps	Total Time	Gap	Kph	Lap	Time	Kph
Cl.	Car	Competitor							
1	17 J.Edgar(GBR) ADAC Formel 4	(T) Van Amersfoort Racing(NLD) Van Amersfoort Racing	22	30:42.956		150.0	14	1:22.975	150.8
2	29 J.Dürksen(DEU) ADAC Formel 4	(T) ADAC Berlin-Brandenburg e.V.(DEU) ADAC Berlin-Brandenburg e.V.	22	30:45.928	2.972	149.8	10	1:23.037	150.7
3	58 E.Seppänen(FIN) ADAC Formel 4	(T) US Racing(DEU) US Racing	22	30:54.060	11.104	149.2	17	1:23.421	150.0
4	52 J.Crawford(USA) ADAC Formel 4	(T) Van Amersfoort Racing(NLD) Van Amersfoort Racing	22	30:54.118	11.162	149.3	21	1:23.190	150.5
5	77 T.Tramnitz(DEU) R ADAC Formel 4	US Racing(DEU) US Racing	22	30:57.887	14.931	149.0	16	1:23.266	150.3
6	95 V.Lomko(RUS) R ADAC Formel 4	(T) US Racing(DEU) US Racing	22	31:00.728	17.772	148.8	14	1:23.525	149.9
7	4 V.Bernier(FRA) ADAC Formel 4	(T) R-ace GP R-ACE GP	22	31:05.391	22.435	148.5	10	1:23.588	149.7
8	7 J.Knopp(CZE) R ADAC Formel 4	(T) ADAC Berlin-Brandenburg e.V.(DEU) ADAC Berlin-Brandenburg e.V.	22	31:05.971	23.015	148.5	18	1:23.537	149.8
9	5 A.Lobanenکو(RUS) R ADAC Formel 4	(T) R-ace GP R-ACE GP	22	31:12.617	29.661	147.9	18	1:23.711	149.5
10	87 O.Bearman(GBR) R ADAC Formel 4	US Racing(DEU) US Racing	22	31:59.151	1:16.195	143.9	8	1:23.283	150.3
11	6 K.Smal(RUS) R ADAC Formel 4	R-ace GP R-ACE GP	21	31:02.003	1 LAP	141.7	7	1:23.633	149.7

Fastest lap of the race. Car 17 driver Jonny Edgar on lap 14. Time 1:22.975, average speed 150.8 km/h.

T = nominated for Team Classification

Subject to final scrutineering!		
Publication time:	Clerk of the Course: Janko Garbsch	Timekeeper: Steffen Ruhl



ADAC Formel 4

Lap Chart Race 1

Provisional

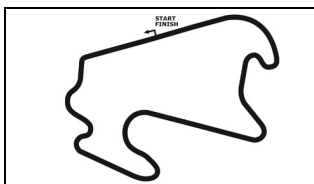


Lausitzring, Length: 3478 m

Saturday, August 1, 2020 14:45:00

LapCha	1	2	3	4	5	6	7	8	9	10	11	12	13	14	15	16	17	18	19	20	21	22	23	24	25	26	27	28	29	30	31	32	33	34	35	36	37	38	39	40	41	42	43	44	45						
LAP 1	17	29	58	87	52	95	77	5	6	4	7																																								
LAP 2	17	29	58	52	87	95	77	5	6	4	7																																								
LAP 3	17	29	58	52	95	77	5	6	4	7	.87																																								
LAP 4	17	29	58	52	95	77	5	6	4	7	87																																								
LAP 5	17	29	58	52	95	77	5	6	4	7	87																																								
LAP 6	17	29	58	52	95	77	5	6	4	7	87																																								
LAP 7	17	29	58	52	95	77	5	6	4	7	87																																								
LAP 8	17	29	58	52	95	77	5	6	4	7	87																																								
LAP 9	17	29	58	52	95	77	5	6	4	7	87																																								
LAP 10	17	29	58	52	95	77	5	6	4	7	87																																								
LAP 11	17	29	58	52	95	77	5	6	4	7	87																																								
LAP 12	17	29	58	52	77	95	5	6	4	7	87																																								
LAP 13	17	29	58	52	77	95	5	6	4	7	87																																								
LAP 14	17	29	58	52	77	95	6	4	7	5	87																																								
LAP 15	17	29	58	52	77	95	4	7	6	5	87																																								
LAP 16	17	29	58	52	77	95	4	7	6	5	87																																								
LAP 17	17	29	58	52	77	95	4	7	5	6	87																																								
LAP 18	17	29	58	52	77	95	4	7	5	.6	87																																								
LAP 19	17	29	52	58	77	95	4	7	5	87	6'																																								
LAP 20	17	29	58	52	77	95	4	7	5	87	6'																																								
LAP 21	17	29	58	52	77	95	4	7	5	87	6'																																								
LAP 22	17	29	58	52	77	95	4	7	5	87																																									

.- PITSTOP ' - LAP BEHIND



ADAC Formel 4



Sector List Race 1

Provisional

DMSB Reg. Nr.: R-11752/20

Saturday, August 1, 2020 14:45:00

Lausitzring, Length: 3478m
Air temperature: 33.79°C
Track temperature: 30.46°C
Weather condition: Dry

Lap Id	Time	SE1	SP1	SE2	SP2	SE3	SP3	TSP	Lap Id	Time	SE1	SP1	SE2	SP2	SE3	SP3	TSP
4 Bernier, FRA(#1)									theoretical besttime: 1:23.443								
1 0	1:35.811	37.697	162	22.368	198	35.746	212	145	12 0	1:24.560	28.049	165	21.650	201	34.861	213	222
2 0	1:26.450	28.746	163	22.292	200	35.412	213	217	13 0	1:24.109	27.574	165	21.362	202	35.173	202	219
3 0	1:25.561	28.590	164	21.939	200	35.032	213	220	14 0	1:25.200	28.690	166	21.669	202	34.841	212	205
4 0	1:24.691	28.112	165	21.547	201	35.032	211	221	15 0	1:24.260	28.104	165	21.448	200	34.708	208	221
5 0	1:24.617	27.888	165	21.919	200	34.810	211	218	16 0	1:23.880	27.787	165	21.382	200	34.711	208	215
6 0	1:24.067	27.846	165	21.452	198	34.769	211	217	17 0	1:23.964	27.909	165	21.407	199	34.648	208	215
7 0	1:23.725	27.692	165	21.314	201	34.719	210	218	18 0	1:23.648	27.635	165	21.342	200	34.671	210	216
8 0	1:23.704	27.751	165	21.322	201	34.631	211	217	19 0	1:24.148	27.993	165	21.505	200	34.650	209	216
9 0	1:23.623	27.547	165	21.329	201	34.747	212	218	20 0	1:23.973	27.803	165	21.437	199	34.733	209	216
10 0	1:23.588	27.498	166	21.434	200	34.656	213	219	21 0	1:23.676	27.676	165	21.362	200	34.638	209	216
11 0	1:24.247	27.892	166	21.473	203	34.882	215	220	22 0	1:23.889	27.781	164	21.410	200	34.698	210	215

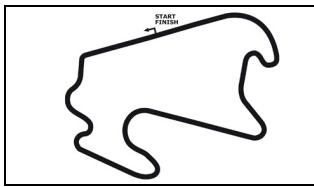
5 Lobanenko, RUS(#1)									theoretical besttime: 1:23.682								
1 0	1:35.440	36.753	165	22.746	197	35.941	208	151	12 0	1:24.026	27.808	164	21.465	199	34.753	212	218
2 0	1:25.919	28.543	162	22.116	197	35.260	210	212	13 0	1:25.128	27.675	164	21.457	201	35.996	208	218
3 0	1:24.863	28.335	163	21.664	198	34.864	210	217	14 0	1:30.882	34.108	177	21.783	200	34.991	209	214
4 0	1:24.711	28.160	164	21.627	198	34.924	210	217	15 0	1:24.322	27.862	165	21.514	201	34.946	209	216
5 0	1:24.078	27.917	165	21.493	199	34.668	211	217	16 0	1:24.474	28.099	164	21.519	200	34.856	210	215
6 0	1:24.001	27.807	164	21.520	198	34.674	211	217	17 0	1:23.938	27.737	165	21.359	202	34.842	210	217
7 0	1:24.000	27.767	164	21.459	200	34.774	210	218	18 0	1:23.711	27.693	165	21.339	200	34.679	211	217
8 0	1:24.106	27.835	164	21.473	201	34.798	210	217	19 0	1:23.894	27.748	165	21.363	200	34.783	210	218
9 0	1:23.824	27.727	165	21.410	200	34.687	212	217	20 0	1:24.202	27.800	164	21.484	200	34.918	211	217
10 0	1:24.115	27.712	165	21.471	198	34.932	211	219	21 0	1:24.536	27.946	164	21.597	200	34.993	210	217
11 0	1:24.396	28.034	164	21.524	199	34.838	212	217	22 0	1:24.051	27.766	165	21.439	200	34.846	210	217

6 Smal, RUS(#1)									theoretical besttime: 1:23.587								
1 0	1:35.521	37.040	164	22.513	198	35.968	212	142	12 0	1:24.108	27.926	165	21.402	201	34.780	214	221
2 0	1:26.356	28.653	165	22.542	197	35.161	213	218	13 0	1:24.718	27.678	165	21.444	201	35.596	204	221
3 0	1:25.684	28.765	163	21.827	200	35.092	211	221	14 0	1:25.089	28.549	164	21.633	200	34.907	208	211
4 0	1:24.398	27.945	164	21.608	201	34.845	210	218	15 0	1:26.969	28.810	165	22.654	186	35.505	210	216
5 0	1:24.099	27.840	165	21.416	201	34.843	211	218	16 0	1:25.695	28.092	165	22.351	197	35.252	209	217
6 0	1:24.097	27.871	165	21.444	200	34.782	211	217	17 0	1:27.235	28.379	165	22.491	193	36.365	207	216
7 0	1:23.633	27.680	166	21.323	201	34.630	211	219	18 0	1:40.162	29.295	163	23.277	191	47.590	52	214
8 0	1:23.745	27.712	165	21.447	201	34.586	213	218	19 0	2:18.538	1:18.930	160	22.951	182	36.657	192	
9 0	1:23.760	27.808	165	21.362	203	34.590	214	221	20 0	1:25.505	28.848	164	21.812	198	34.845	210	202
10 0	1:23.939	27.817	166	21.381	202	34.741	216	222	21 0	1:24.138	27.909	166	21.477	200	34.752	207	217
11 0	1:24.614	28.189	165	21.601	200	34.824	213	222									

7 Knopp, CZE(#1)									theoretical besttime: 1:23.448								
1 0	1:36.244	37.724	161	22.792	199	35.728	213	153	12 0	1:23.874	27.673	165	21.499	201	34.702	213	219
2 0	1:26.517	28.727	164	22.108	201	35.682	213	220	13 0	1:23.794	27.715	164	21.367	201	34.712	211	219
3 0	1:25.540	28.388	165	21.943	202	35.209	214	221	14 0	1:24.038	27.749	167	21.429	203	34.860	213	218
4 0	1:25.245	28.178	165	21.831	200	35.236	210	221	15 0	1:24.940	28.511	167	21.531	201	34.898	211	221
5 0	1:24.629	28.127	165	21.561	200	34.941	213	218	16 0	1:23.981	27.834	166	21.433	201	34.714	211	218
6 0	1:24.343	27.850	165	21.634	200	34.859	211	218	17 0	1:23.627	27.610	167	21.360	203	34.657	213	218
7 0	1:24.419	27.907	165	21.631	201	34.881	210	218	18 0	1:23.537	27.554	167	21.367	203	34.616	213	220
8 0	1:23.891	27.774	165	21.333	201	34.784	210	217	19 0	1:23.834	27.756	167	21.472	201	34.606	213	220
9 0	1:24.026	27.744	164	21.558	201	34.724	210	218	20 0	1:24.240	27.861	167	21.686	202	34.693	213	222
10 0	1:23.759	27.810	164	21.317	201	34.632	211	218	21 0	1:23.641	27.654	166	21.410	203	34.577	213	221
11 0	1:24.109	27.962	164	21.484	201	34.663	212	217	22 0	1:23.743	27.650	167	21.453	203	34.640	213	220

17 Edgar, GBR(#1)									theoretical besttime: 1:22.949								
1 0	1:30.468	33.615	164	21.900	198	34.953	210	136	12 0	1:23.151	27.434	165	21.233	201	34.484	212	219
2 0	1:24.794	28.119	165	21.873	199	34.802	211	217	13 0	1:23.301	27.475	165	21.263	202	34.563	211	219
3 0	1:24.403	27.950	165	21.561	201	34.892	209	219	14 0	1:22.975	27.420	166	21.137	203	34.418	211	218
4 0	1:24.076	27.917	165	21.399	201	34.760	210	216	15 0	1:23.075	27.471	167	21.146	203	34.458	211	218
5 0	1:23.861	27.831	165	21.423	201	34.607	211	217	16 0	1:23.141	27.459	167	21.201	203	34.481	212	218
6 0	1:23.524	27.628	166	21.368	201	34.528	212	217	17 0	1:23.337	27.516	167	21.263	202	34.558	211	218
7 0	1:23.365	27.531	166	21.258	203	34.576	210	219	18 0	1:23.199	27.524	167	21.194	203	34.481	212	218
8 0	1:23.452	27.645	165	21.255	202	34.552	211	217	19 0	1:23.027	27.416	167	21.198	203	34.413	212	219
9 0	1:23.495	27.604	166	21.229	203	34.662	212	218	20 0	1:23.114	27.410	167	21.187	203	34.517	212	219





ADAC Formel 4

Sector List Race 1

Provisional



Lausitzring, Length: 3478m

Air temperature: 33.79°C

Track temperature: 30.46°C

Weather condition: Dry

DMSB Reg. Nr.: R-11752/20

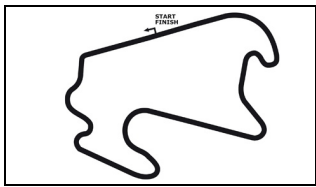
Saturday, August 1, 2020 14:45:00

Lap	Id	Time	SE1	SP1	SE2	SP2	SE3	SP3	TSP	Lap	Id	Time	SE1	SP1	SE2	SP2	SE3	SP3	TSP
6	0	1:23.818	27.889	164	21.345	198	34.584	208	215	17	0	1:23.468	27.684	165	21.192	199	34.592	209	215
7	0	1:23.616	27.745	164	21.282	200	34.589	207	215	18	0	1:23.612	27.628	165	21.295	199	34.689	209	216
8	0	1:23.283	27.701	164	21.167	200	34.415	209	214	19	0	1:23.778	27.614	164	21.323	200	34.841	208	216
9	0	1:23.644	27.619	164	21.312	198	34.713	209	216	20	0	1:23.557	27.684	164	21.337	199	34.536	209	215
10	0	1:23.922	27.738	163	21.452	198	34.732	209	217	21	0	1:23.582	27.721	165	21.257	200	34.604	208	216
11	0	1:23.590	27.648	163	21.338	199	34.604	209	216	22	0	1:24.353	27.781	159	21.539	198	35.033	209	215

95 Lomko, RUS(#1)

theoretical besttime: 1:23.424

1	0	1:33.978	36.151	164	22.573	196	35.254	210	146	12	0	1:24.506	28.446	165	21.438	201	34.622	213	217
2	0	1:25.711	28.375	162	22.061	197	35.275	213	216	13	0	1:23.570	27.686	165	21.247	201	34.637	210	219
3	0	1:25.070	28.385	163	21.554	199	35.131	209	221	14	0	1:23.525	27.592	166	21.210	202	34.723	210	217
4	0	1:24.413	27.956	163	21.559	198	34.898	208	216	15	0	1:23.861	27.694	166	21.315	201	34.852	210	217
5	0	1:24.065	27.896	165	21.437	199	34.732	210	215	16	0	1:23.697	27.709	166	21.268	200	34.720	210	216
6	0	1:24.124	27.854	165	21.399	198	34.871	210	215	17	0	1:23.825	27.717	166	21.264	200	34.844	210	217
7	0	1:24.010	27.838	165	21.490	199	34.682	209	216	18	0	1:23.758	27.694	166	21.221	201	34.843	210	217
8	0	1:24.109	27.944	165	21.474	200	34.691	209	215	19	0	1:23.738	27.695	166	21.303	199	34.740	210	217
9	0	1:24.004	27.785	165	21.475	198	34.744	210	215	20	0	1:24.089	27.711	165	21.415	200	34.963	211	217
10	0	1:23.993	27.767	164	21.485	198	34.741	210	217	21	0	1:24.074	27.783	165	21.404	201	34.887	210	217
11	0	1:23.984	27.880	164	21.406	197	34.698	210	217	22	0	1:24.624	28.035	165	21.494	200	35.095	209	217



ADAC Formel 4

Top speed list Race 1

Provisional



Lausitzring, Length: 3478m
Air temperature: 33.79°C
Track temperature: 30.46°C
Weather condition: Dry

DMSB Reg. Nr.: R-11752/20

Saturday, August 1, 2020 14:45:00

#	Name (NAT)	Team	Car name	Speed	Lap	Race time
52	Jak Crawford (USA)	Van Amersfoort Racing (NLD)	ADAC Formel 4	222.94	10	12:46.955
6	Kirill Smal (RUS)	R-ace GP	ADAC Formel 4	222.94	11	14:17.139
4	Victor Bernier (FRA)	R-ace GP	ADAC Formel 4	222.48	12	15:41.994
7	Josef Knopp (CZE)	ADAC Berlin-Brandenburg e.V. (DEU)	ADAC Formel 4	222.02	20	26:56.264
95	Vlad Lomko (RUS)	US Racing (DEU)	ADAC Formel 4	221.11	3	3:01.613
29	Joshua Dürksen (DEU)	ADAC Berlin-Brandenburg e.V. (DEU)	ADAC Formel 4	221.11	7	8:33.786
77	Tim Tramnitz (DEU)	US Racing (DEU)	ADAC Formel 4	221.11	11	14:15.665
58	Elias Seppänen (FIN)	US Racing (DEU)	ADAC Formel 4	221.11	20	26:43.294
17	Jonny Edgar (GBR)	Van Amersfoort Racing (NLD)	ADAC Formel 4	220.20	10	12:43.372
87	Oliver Bearman (GBR)	US Racing (DEU)	ADAC Formel 4	219.75	2	1:34.760
5	Artem Lobanenko (RUS)	R-ace GP	ADAC Formel 4	219.30	10	12:52.884