

Provisional

Result List

Stewards / Race Management

STEWARD	Achim Loth
STEWARD	Dennis Broedel
STEWARD	Wieland Unnasch
RACE DIRECTOR	Niels Wittich
CLERK OF THE COURSE	Janko Garbsch
TECHNICAL DELEGATE	Erik Wilhelmi
CHIEF TIMEKEEPER	Steffen Ruhl

Weather Start/Finish

AIR	30.5°C
TRACK	40.3°C
CONDITIONS	Dry
PRESSURE	1005 hPa
AIR	30.0°C
TRACK	39.6°C
CONDITIONS	Dry
PRESSURE	1005 hPa

Track Information

GREEN FLAG	11:30:00
CHEQUERED FLAG	11:50:46
SAFETY CAR PHASE	0
FULL COURSE YELLOW PHASE	0
TRACK NAME	Lausitzring
TRACK LENGTH	3478m
TURN COUNT	12
FASTEST LAP:	#52. CRA - 1:22.332

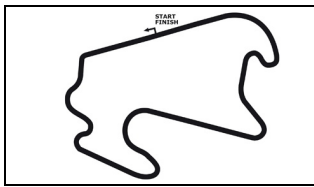
STARTED: 11 CLASSIFIED: 11 NOT CLASSIFIED: 0 DISQUALIFIED: 0

Nr.	Drivers	Team	Lap	Best Time	Gap	Diff	Kph	Day Time
Cl.	Car	Competitor						
1	52 J.Crawford(USA) ADAC Formel 4	(T) Van Amersfoort Racing(NLD) Van Amersfoort Racing	7	1:22.332			152.0	11:49:27
2	17 J.Edgar(GBR) ADAC Formel 4	(T) Van Amersfoort Racing(NLD) Van Amersfoort Racing	8	1:22.378	0.046	0.046	151.9	11:50:58
3	87 O.Bearman(GBR) R ADAC Formel 4	US Racing(DEU) US Racing	8	1:22.434	0.102	0.056	151.8	11:52:01
4	4 V.Bernier(FRA) ADAC Formel 4	(T) R-ace GP R-ACE GP	4	1:22.608	0.276	0.174	151.5	11:39:02
5	77 T.Tramnitz(DEU) R ADAC Formel 4	US Racing(DEU) US Racing	8	1:22.615	0.283	0.007	151.5	11:51:56
6	95 V.Lomko(RUS) R ADAC Formel 4	(T) US Racing(DEU) US Racing	7	1:22.621	0.289	0.006	151.5	11:50:41
7	58 E.Seppänen(FIN) ADAC Formel 4	(T) US Racing(DEU) US Racing	8	1:22.716	0.384	0.095	151.3	11:50:56
8	6 K.Smal(RUS) R ADAC Formel 4	R-ace GP R-ACE GP	8	1:22.962	0.630	0.246	150.9	11:49:30
9	29 J.Dürksen(DEU) ADAC Formel 4	(T) ADAC Berlin-Brandenburg e.V.(DEU) ADAC Berlin-Brandenburg e.V.	3	1:23.081	0.749	0.119	150.7	11:38:11
10	5 A.Lobanenko(RUS) R ADAC Formel 4	(T) R-ace GP R-ACE GP	8	1:23.088	0.756	0.007	150.6	11:49:26
11	7 J.Knopp(CZE) R ADAC Formel 4	(T) ADAC Berlin-Brandenburg e.V.(DEU) ADAC Berlin-Brandenburg e.V.	8	1:23.221	0.889	0.133	150.4	11:49:21

Classification limit: 110% Time: 1:30.565

Subject to final scrutineering!

Publication time:	Clerk of the Course: Janko Garbsch	Timekeeper: Steffen Ruhl
-------------------	------------------------------------	--------------------------



ADAC Formel 4

Sector List Qualifying 2

Provisional



Lausitzring, Length: 3478m

Air temperature: 29.78°C

Track temperature: 39.96°C

Weather condition: Dry

DMSB Reg. Nr.: R-11752/20

Saturday, August 1, 2020 11:30:00

Lap Id	Time	SE1	SP1	SE2	SP2	SE3	SP3	TSP	Lap Id	Time	SE1	SP1	SE2	SP2	SE3	SP3	TSP
4 Bernier, FRA(#1)									theoretical besttime: 1:22.537								
1	0	4:46.468	3:35.102	106	29.989	137	41.377	169	6	0	5:06.764	4:06.948	146	23.256	191	36.560	208
2	0	1:29.854	31.250	137	23.509	181	35.095	209 172	7	0	1:22.661	27.396	167	21.008	203	34.257	210 214
3	0	1:23.007	27.633	166	21.066	201	34.308	210 215	8	0	1:22.676	27.330	166	21.145	201	34.201	211 215
4	0	1:22.608	27.377	166	21.032	202	34.199	210 216	9	0	1:25.054	28.130	157	21.675	200	35.249	210 217
5	0	2:29.930	27.512	131	45.646	70	1:16.772	38 217									

5 Lobanenکو, RUS(#1)									theoretical besttime: 1:22.913								
1	0	4:48.899	3:47.753	140	23.724	184	37.422	182	6	0	5:05.938	4:06.413	144	22.984	195	36.541	211
2	0	1:30.208	30.985	138	23.770	179	35.453	210 181	7	0	1:23.324	27.610	166	21.189	202	34.525	211 217
3	0	1:23.874	27.826	165	21.249	201	34.799	211 216	8	0	1:23.088	27.508	165	21.216	201	34.364	211 217
4	0	1:23.516	27.600	165	21.265	200	34.651	211 217	9	0	1:23.873	27.360	166	21.537	197	34.976	212 218
5	0	2:26.862	29.024	117	40.530	70	1:17.308	38 217									

6 Smal, RUS(#1)									theoretical besttime: 1:22.939								
1	0	5:11.264	4:02.434	115	28.903	127	39.927	159	6	0	4:17.468	3:17.124	127	24.618	184	35.726	210
2	0	1:29.548	31.480	137	22.399	192	35.669	209 168	7	0	1:23.153	27.669	166	21.094	202	34.390	211 216
3	0	1:23.636	27.780	166	21.273	200	34.583	211 215	8	0	1:22.962	27.471	166	21.078	202	34.413	211 217
4	0	1:25.475	27.493	166	21.113	201	36.869	105 216	9	0	1:23.952	27.871	164	21.497	197	34.584	212 217
5	0	2:56.924	59.739	66	49.680	68	1:07.505	54 73									

7 Knopp, CZE(#1)									theoretical besttime: 1:23.020								
1	0	4:29.010	3:25.073	107	27.063	153	36.874	210	6	0	5:05.185	4:07.130	160	22.564	198	35.491	210
2	0	1:23.840	27.829	166	21.321	202	34.690	211 215	7	0	1:23.259	27.730	166	21.069	205	34.460	211 216
3	0	1:23.415	27.633	165	21.234	202	34.548	211 217	8	0	1:23.221	27.491	166	21.208	202	34.522	211 217
4	0	1:30.799	27.587	166	23.353	134	39.859	212 217	9	0	1:34.291	28.473	162	21.994	200	43.824	53 218
5	0	2:41.994	28.702	85	50.877	73	1:22.415	42 217									

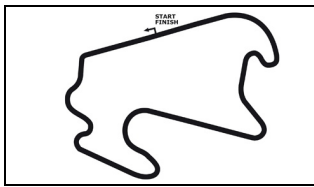
17 Edgar, GBR(#1)									theoretical besttime: 1:22.340								
1	0	6:43.752	5:39.097	135	25.581	161	39.074	176	5	0	3:36.027	2:36.877	148	22.552	180	36.598	212
2	0	1:28.018	29.862	147	22.557	165	35.599	213 175	6	0	1:22.537	27.317	167	20.902	207	34.318	214 218
3	0	1:44.270	27.358	166	21.011	203	55.901	52 220	7	0	1:24.468	28.720	166	21.306	203	34.442	213 222
4	0	3:16.117	1:12.286	54	54.888	62	1:08.943	49 51	8	0	1:22.378	27.143	167	20.940	204	34.295	214 220

29 Dürksen, DEU(#1)									theoretical besttime: 1:23.081								
1	0	5:18.234	4:19.320	155	23.100	187	35.814	208	3	0	1:23.081	27.673	168	21.052	203	34.356	213 218
2	0	1:29.196	28.706	163	23.245	155	37.245	212 212	4			31.920	51				218

52 Crawford, USA(#1)									theoretical besttime: 1:22.149								
1	0	6:38.340	5:36.494	120	24.300	170	37.546	199	5	0	3:57.342	2:59.823	160	22.280	198	35.239	208
2	0	1:28.453	30.325	128	22.705	193	35.423	210 205	6	0	1:22.742	27.502	166	21.001	204	34.239	211 215
3	0	1:32.417	27.495	166	21.036	202	43.886	76 216	7	0	1:22.332	27.256	166	21.037	204	34.039	213 217
4	0	3:05.643	1:02.554	59	53.471	60	1:09.618	54 62	8	0	1:22.346	27.109	167	21.003	203	34.234	214 220

58 Seppänen, FIN(#1)									theoretical besttime: 1:22.514								
1	0	6:51.242	5:50.973	156	23.353	192	36.916	206	5	0	3:23.067	2:24.730	156	21.841	196	36.496	210
2	0	1:25.538	29.019	162	21.816	195	34.703	210 211	6	0	1:23.804	27.703	167	21.580	201	34.521	211 216
3	0	1:51.251	27.576	167	21.014	201	1:02.661	55 217	7	0	1:22.923	27.705	166	20.958	202	34.260	212 217
4	0	3:15.601	1:10.320	58	54.392	59	1:10.889	53 54	8	0	1:22.716	27.296	167	20.968	201	34.452	212 218

77 Tramnitz, DEU(#1)									theoretical besttime: 1:22.365								
1	0	6:57.925	5:57.450	161	22.796	192	37.679	204	5	0	1:22.951	27.641	166	21.026	202	34.284	210 213
2	0	1:24.241	28.075	166	21.127	196	35.039	210 210	6	0	1:22.622	27.436	166	20.972	201	34.214	211 215
3	0	1:39.653	27.469	166	22.256	197	49.928	51 216	7	0	1:22.628	27.313	166	21.049	201	34.266	210 217
4	0	6:23.740	5:27.548	165	21.375	195	34.817	207	8	0	1:22.615	27.179	166	21.044	200	34.392	210 217



ADAC Formel 4

Sector List Qualifying 2

Provisional



Lausitzring, Length: 3478m

Air temperature: 29.78°C

Track temperature: 39.96°C

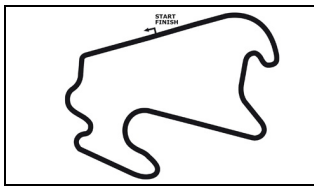
Weather condition: Dry

DMSB Reg. Nr.: R-11752/20

Saturday, August 1, 2020 11:30:00

Lap Id	Time	SE1	SP1	SE2	SP2	SE3	SP3	TSP	Lap Id	Time	SE1	SP1	SE2	SP2	SE3	SP3	TSP		
87 Bearman, GBR(#1)									theoretical besttime: 1:22.415										
1	0	7:05.501	6:07.173	155	22.734	196	35.594	208	5	0	1:23.022	27.612	166	20.947	202	34.463	209	214	
2	0	1:25.087	28.543	161	21.969	197	34.575	210	214	6	0	1:22.776	27.460	165	21.100	201	34.216	210	216
3	0	1:38.236	27.561	165	24.179	149	46.496	53	217	7	0	1:22.835	27.465	165	21.101	200	34.269	211	217
4	0	6:21.424	5:22.901	160	22.454	195	36.069	208	8	0	1:22.434	27.254	166	20.945	201	34.235	210	218	

Lap Id	Time	SE1	SP1	SE2	SP2	SE3	SP3	TSP	Lap Id	Time	SE1	SP1	SE2	SP2	SE3	SP3	TSP		
95 Lomko, RUS(#1)									theoretical besttime: 1:22.621										
1	0	7:14.203	6:14.578	150	23.507	171	36.118	210	5	0	1:23.075	27.629	166	20.974	203	34.472	210	214	
2	0	1:24.818	28.718	163	21.340	200	34.760	209	217	6	0	1:22.779	27.397	167	20.990	202	34.392	211	216
3	0	1:57.828	27.611	160	30.910	70	59.307	53	215	7	0	1:22.621	27.300	166	20.937	201	34.384	210	218
4	0	5:55.409	4:57.481	149	22.563	188	35.365	208	8	0	1:34.650	27.373	167	21.815	170	45.462	54	218	



ADAC Formel 4

Top speed list Qualifying 2



Provisional

DMSB Reg. Nr.: R-11752/20

Saturday, August 1, 2020 11:30:00

Lausitzring, Length: 3478m
Air temperature: 29.78°C
Track temperature: 39.96°C
Weather condition: Dry

#	Name (NAT)	Team	Car name	Speed	Lap	Race time
17	Jonny Edgar (GBR)	Van Amersfoort Racing (NLD)	ADAC Formel 4	222.48	7	12:27.271
52	Jak Crawford (USA)	Van Amersfoort Racing (NLD)	ADAC Formel 4	220.20	8	13:43.836
29	Joshua Dürksen (DEU)	ADAC Berlin-Brandenburg e.V. (DEU)	ADAC Formel 4	218.85	4	8:12.448
58	Elias Seppänen (FIN)	US Racing (DEU)	ADAC Formel 4	218.85	8	13:50.004
95	Vlad Lomko (RUS)	US Racing (DEU)	ADAC Formel 4	218.41	7	13:34.693
7	Josef Knopp (CZE)	ADAC Berlin-Brandenburg e.V. (DEU)	ADAC Formel 4	218.41	9	13:37.306
5	Artem Lobanenko (RUS)	R-ace GP	ADAC Formel 4	218.41	9	13:42.291
87	Oliver Bearman (GBR)	US Racing (DEU)	ADAC Formel 4	218.41	8	14:55.467
4	Victor Bernier (FRA)	R-ace GP	ADAC Formel 4	217.97	9	13:40.556
6	Kirill Smal (RUS)	R-ace GP	ADAC Formel 4	217.97	9	13:47.016
77	Tim Tramnitz (DEU)	US Racing (DEU)	ADAC Formel 4	217.53	8	14:50.350