

**Provisional**

**Result List**

Stewards / Race Management

STEWARD	Achim Loth
STEWARD	Dennis Broedel
STEWARD	Wieland Unnasch
RACE DIRECTOR	Niels Wittich
CLERK OF THE COURSE	Janko Garbsch
TECHNICAL DELEGATE	Erik Wilhelmi
CHIEF TIMEKEEPER	Steffen Ruhl

Weather Start/Finish

AIR	22.4°C
TRACK	28.1°C
CONDITIONS	Dry
PRESSURE	1005 hPa
AIR	24.0°C
TRACK	30.2°C
CONDITIONS	Dry
PRESSURE	1005 hPa

Track Information

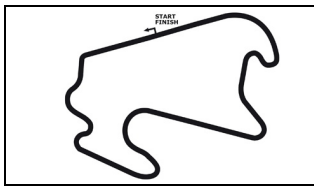
GREEN FLAG	8:15:00
CHEQUERED FLAG	8:45:01
SAFETY CAR PHASE	0
FULL COURSE YELLOW PHASE	0
TRACK NAME	Lausitzring
TRACK LENGTH	3478m
TURN COUNT	12
FASTEST LAP:	#17. EDG - 1:22.995

STARTED: 11 CLASSIFIED: 11 NOT CLASSIFIED: 0 DISQUALIFIED: 0

Nr.	Drivers	Team	Lap	Best Time	Gap	Diff	Kph	Day Time
Cl.	Car	Competitor						
1	17 J.Edgar(GBR) ADAC Formel 4	(T) Van Amersfoort Racing(NLD) Van Amersfoort Racing	18	1:22.995			150.8	8:44:53
2	29 J.Dürksen(DEU) ADAC Formel 4	(T) ADAC Berlin-Brandenburg e.V.(DEU) ADAC Berlin-Brandenburg e.V.	16	1:23.051	0.056	0.056	150.7	8:42:37
3	87 O.Bearman(GBR) R ADAC Formel 4	US Racing(DEU) US Racing	15	1:23.069	0.074	0.018	150.7	8:44:03
4	4 V.Bernier(FRA) ADAC Formel 4	(T) R-ace GP R-ACE GP	18	1:23.181	0.186	0.112	150.5	8:44:46
5	58 E.Seppänen(FIN) ADAC Formel 4	(T) US Racing(DEU) US Racing	17	1:23.269	0.274	0.088	150.3	8:46:21
6	5 A.Lobanenکو(RUS) R ADAC Formel 4	(T) R-ace GP R-ACE GP	16	1:23.318	0.323	0.049	150.2	8:42:04
7	77 T.Tramnitz(DEU) R ADAC Formel 4	US Racing(DEU) US Racing	14	1:23.365	0.370	0.047	150.1	8:42:15
8	95 V.Lomko(RUS) R ADAC Formel 4	(T) US Racing(DEU) US Racing	17	1:23.633	0.638	0.268	149.7	8:45:53
9	6 K.Smal(RUS) R ADAC Formel 4	R-ace GP R-ACE GP	16	1:23.740	0.745	0.107	149.5	8:42:11
10	7 J.Knopp(CZE) R ADAC Formel 4	(T) ADAC Berlin-Brandenburg e.V.(DEU) ADAC Berlin-Brandenburg e.V.	16	1:23.886	0.891	0.146	149.2	8:44:51
11	52 J.Crawford(USA) ADAC Formel 4	(T) Van Amersfoort Racing(NLD) Van Amersfoort Racing	3	1:26.691	3.696	2.805	144.4	8:20:20

Subject to final scrutineering!

Publication time:	Clerk of the Course: Janko Garbsch	Timekeeper: Steffen Ruhl
-------------------	------------------------------------	--------------------------



# ADAC Formel 4

## Sector List Free Practice 2



Provisional

**DMSB** Reg. Nr.: R-11752/20

Saturday, August 1, 2020 8:15:00

Lausitzring, Length: 3478m  
Air temperature: 24.16°C  
Track temperature: 30.46°C  
Weather condition: Dry

Lap Id	Time	SE1	SP1	SE2	SP2	SE3	SP3	TSP	Lap Id	Time	SE1	SP1	SE2	SP2	SE3	SP3	TSP
<b>4 Bernier, FRA(#1)</b>									<b>theoretical besttime: 1:23.071</b>								
1	0	2:35.835	1:25.981	114	27.739	143	42.115	157	11	0	3:49.414	2:37.541	113	29.824	131	42.049	155
2	0	1:34.483	32.385	141	24.376	157	37.722	208	12	0	1:30.128	31.983	154	22.967	197	35.178	211
3	0	1:26.468	29.111	163	21.945	197	35.412	208	13	0	1:24.365	28.120	165	21.532	200	34.713	210
4	0	1:25.020	28.278	164	21.713	199	35.029	208	14	0	1:23.565	27.658	166	21.352	200	34.555	210
5	0	1:24.380	27.919	165	21.644	199	34.817	210	15	0	1:23.369	27.555	165	21.286	200	34.528	211
6	0	1:24.106	27.755	164	21.576	200	34.775	210	16	0	1:23.719	27.542	166	21.284	200	34.893	210
7	0	1:45.448	42.173	107	28.067	196	35.208	211	17	0	1:39.252	36.651	115	27.582	197	35.019	211
8	0	1:23.972	27.772	166	21.484	200	34.716	210	18	0	<b>1:23.181</b>	27.521	165	21.223	201	<b>34.437</b>	211
9	0	1:23.620	27.618	166	21.344	<b>201</b>	34.658	210	19	0	1:23.287	<b>27.459</b>	<b>166</b>	<b>21.175</b>	<b>201</b>	34.653	208
10	0	1:25.855	27.723	166	21.476	201	36.656	54	217								

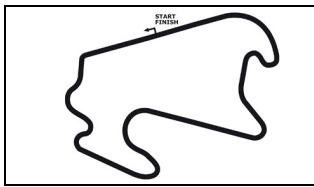
<b>5 Lobanenko, RUS(#1)</b>									<b>theoretical besttime: 1:23.267</b>								
1	0	1:55.808	46.294	136	26.800	154	42.714	170	11	0	4:43.461	3:36.201	131	26.599	159	40.661	182
2	0	1:38.588	33.703	130	26.260	153	38.625	206	12	0	1:32.150	31.973	139	24.071	174	36.106	211
3	0	1:28.940	29.760	162	22.990	195	36.190	209	13	0	1:24.973	28.357	165	21.663	200	34.953	212
4	0	1:26.652	28.933	163	22.325	196	35.394	208	14	0	1:24.219	27.720	166	21.596	200	34.903	210
5	0	1:26.979	29.697	164	21.926	198	35.356	210	15	0	1:23.765	27.723	165	21.330	200	34.712	211
6	0	1:25.197	28.153	165	21.836	198	35.208	210	16	0	<b>1:23.318</b>	<b>27.493</b>	<b>165</b>	21.345	200	<b>34.480</b>	211
7	0	1:31.994	33.550	125	23.291	200	35.153	210	17	0	1:28.919	30.790	134	23.472	200	34.657	212
8	0	1:24.492	27.944	165	21.685	200	34.863	211	18	0	1:26.808	27.600	165	21.350	201	37.858	212
9	0	1:25.315	27.911	165	22.465	199	34.939	210	19	0	1:23.497	27.638	165	<b>21.294</b>	<b>201</b>	34.565	213
10	0	1:27.836	27.959	164	21.639	199	38.238	53	216								

<b>6 Smal, RUS(#1)</b>									<b>theoretical besttime: 1:23.740</b>								
1	0	2:06.646	55.412	116	28.159	139	43.075	151	10	0	1:28.393	28.270	166	21.713	197	38.410	53
2	0	1:36.738	34.029	132	25.516	161	37.193	206	11	0	4:23.391	3:10.083	111	28.360	131	44.948	134
3	0	1:27.433	29.267	163	22.272	197	35.894	208	12	0	1:37.918	35.948	132	25.630	175	36.340	209
4	0	1:30.330	28.543	164	25.655	167	36.132	208	13	0	1:26.931	28.363	165	22.107	165	36.461	209
5	0	1:25.376	28.339	165	21.847	198	35.190	209	14	0	1:25.299	27.837	166	21.603	198	35.859	210
6	0	1:24.836	28.124	165	21.688	199	35.024	210	15	0	1:24.076	27.849	166	21.423	200	34.804	210
7	0	1:40.077	36.336	98	28.001	193	35.740	209	16	0	<b>1:23.740</b>	<b>27.658</b>	<b>166</b>	<b>21.383</b>	<b>200</b>	<b>34.699</b>	211
8	0	1:24.815	28.109	165	21.713	199	34.993	210	17	0	1:36.393	34.817	116	26.165	195	35.411	210
9	0	1:24.502	27.893	<b>166</b>	21.576	<b>200</b>	35.033	210	18	0	1:23.847	27.699	165	21.444	199	34.704	211

<b>7 Knopp, CZE(#1)</b>									<b>theoretical besttime: 1:23.720</b>								
1	0	2:06.382	44.284	124	26.606	153	55.492	44	10	0	1:32.411	31.442	156	23.542	196	37.427	210
2	0	2:47.960	1:47.352	158	23.794	180	36.814	209	11	0	1:26.270	29.191	164	21.861	200	35.218	211
3	0	1:27.776	29.434	164	22.311	198	36.031	209	12	0	1:24.533	28.025	166	21.541	201	34.967	211
4	0	1:27.018	28.800	164	22.602	199	35.616	209	13	0	1:24.740	28.067	165	21.754	200	34.919	212
5	0	1:25.697	28.528	164	21.835	200	35.334	210	14	0	1:24.442	28.005	165	21.657	201	34.780	212
6	0	1:25.284	28.232	165	21.899	200	35.153	210	15	0	1:33.093	27.805	165	22.449	143	42.839	212
7	0	1:32.394	29.360	145	24.037	180	38.997	210	16	0	<b>1:23.886</b>	27.870	165	<b>21.339</b>	<b>202</b>	<b>34.677</b>	211
8	0	1:52.095	45.854	144	24.120	196	42.121	48	17	0	1:27.032	<b>27.704</b>	<b>166</b>	21.624	201	37.704	213
9	0	5:37.330	4:30.254	110	27.369	132	39.707	195									

<b>17 Edgar, GBR(#1)</b>									<b>theoretical besttime: 1:22.899</b>								
1	0	1:55.410	35.551	134	26.223	153	53.636	46	11	0	4:00.971	2:53.241	136	26.660	153	41.070	161
2	0	2:12.886	1:08.231	146	24.761	160	39.894	155	12	0	1:36.787	32.590	146	24.825	150	39.372	155
3	0	1:31.163	32.454	146	22.791	174	35.918	210	13	0	1:29.553	31.409	140	22.718	171	35.426	213
4	0	1:33.709	35.807	164	22.422	200	35.480	210	14	0	1:30.022	27.857	167	21.423	203	40.742	213
5	0	1:25.175	28.379	166	21.830	201	34.966	211	15	0	1:23.426	27.648	167	21.290	203	34.488	214
6	0	1:24.757	28.126	166	21.764	200	34.867	213	16	0	1:23.083	27.436	168	21.222	204	<b>34.425</b>	214
7	0	1:24.211	27.877	167	21.555	201	34.779	213	17	0	1:22.999	27.320	167	<b>21.159</b>	<b>203</b>	34.520	215
8	0	1:23.971	27.799	166	21.449	202	34.723	213	18	0	<b>1:22.995</b>	<b>27.315</b>	<b>167</b>	21.197	204	34.483	215
9	0	1:23.721	27.675	167	21.376	203	34.670	212	19	0	1:23.281	27.418	166	21.206	205	34.657	214
10	0	1:28.183	27.601	167	21.410	203	39.172	53	219								





# ADAC Formel 4

## Sector List Free Practice 2



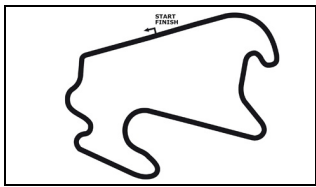
Provisional

**DMSB** Reg. Nr.: R-11752/20

Saturday, August 1, 2020 8:15:00

Lausitzring, Length: 3478m  
Air temperature: 24.16°C  
Track temperature: 30.46°C  
Weather condition: Dry

Lap Id	Time	SE1	SP1	SE2	SP2	SE3	SP3	TSP	Lap Id	Time	SE1	SP1	SE2	SP2	SE3	SP3	TSP
<b>29 Dürksen, DEU(#1)</b>									<b>theoretical besttime: 1:22.856</b>								
1	0	2:02.866	40.247	139	25.811	174	56.808	46	10	0	4:17.934	3:12.225	106	27.462	117	38.247	205
2	0	2:33.308	1:30.821	131	25.094	144	37.393	210	11	0	1:29.385	30.656	113	23.075	192	35.654	212 211
3	0	1:42.245	43.680	162	22.971	194	35.594	210 216	12	0	1:25.278	28.220	166	21.906	195	35.152	212 218
4	0	1:26.493	29.236	165	21.979	200	35.278	212 215	13	0	1:23.952	27.811	167	21.456	201	34.685	213 219
5	0	1:25.014	28.314	166	21.621	201	35.079	212 217	14	0	1:23.383	27.678	167	21.223	202	34.482	213 219
6	0	1:24.177	28.053	165	21.372	201	34.752	212 218	15	0	1:23.400	27.637	167	21.299	202	34.464	213 219
7	0	1:25.238	28.895	153	21.672	201	34.671	212 219	16	0	<b>1:23.051</b>	27.461	168	21.287	203	<b>34.303</b>	<b>213</b> 219
8	0	1:23.611	27.710	167	21.243	202	34.658	211 218	17	0	1:23.163	27.565	167	<b>21.141</b>	<b>202</b>	34.457	<b>213</b> 219
9	0	1:27.551	28.926	167	21.538	201	37.087	56 218	18	0	1:33.490	<b>27.412</b>	<b>167</b>	24.894	150	41.184	56 <b>220</b>
<b>52 Crawford, USA(#1)</b>									<b>theoretical besttime: 1:26.691</b>								
1	0	1:49.261	34.015	153	25.214	171	50.032	44	4	0	1:28.048	29.942	161	22.203	196	35.903	205 <b>216</b>
2	0	2:04.043	1:03.161	158	23.576	186	37.306	209	5	0	1:54.505	39.389	119	27.902	154	47.214	52 211
3	0	<b>1:26.691</b>	<b>28.967</b>	<b>164</b>	<b>22.203</b>	<b>199</b>	<b>35.521</b>	<b>210</b> 215									
<b>58 Seppänen, FIN(#1)</b>									<b>theoretical besttime: 1:23.182</b>								
1	0	1:58.667	36.684	145	25.907	162	56.076	47	10	0	1:31.391	29.919	160	22.765	195	38.707	209 213
2	0	2:14.757	1:14.812	160	23.379	193	36.566	204	11	0	1:25.642	28.624	165	21.796	198	35.222	210 216
3	0	1:28.079	29.638	161	22.608	191	35.833	208 210	12	0	1:24.021	27.869	166	21.422	201	34.730	212 217
4	0	1:39.929	41.147	163	22.925	196	35.857	207 214	13	0	1:23.821	27.737	166	21.441	201	34.643	212 218
5	0	1:26.033	28.924	164	21.966	198	35.143	209 214	14	0	1:23.485	27.619	167	21.320	201	34.546	213 220
6	0	1:25.064	28.374	165	21.765	199	34.925	209 215	15	0	1:23.400	27.553	167	21.298	201	34.549	213 <b>221</b>
7	0	1:24.584	28.089	166	21.583	200	34.912	211 217	16	0	1:23.360	<b>27.454</b>	<b>167</b>	21.212	201	34.694	211 220
8	0	1:27.891	27.845	167	21.552	201	38.494	53 218	17	0	<b>1:23.269</b>	27.541	167	<b>21.208</b>	<b>201</b>	<b>34.520</b>	<b>213</b> 218
9	0	6:57.838	5:55.300	154	24.419	186	38.119	206									
<b>77 Tramnitz, DEU(#1)</b>									<b>theoretical besttime: 1:23.346</b>								
1	0	2:00.844	38.634	150	25.272	184	56.938	50	9	0	1:27.166	29.148	159	22.653	192	35.365	208 209
2	0	2:23.836	1:24.565	160	23.373	190	35.898	206	10	0	1:25.652	28.544	162	22.013	193	35.095	210 211
3	0	1:26.525	28.854	163	22.168	196	35.503	208 208	11	0	1:23.780	27.772	166	21.395	200	34.613	211 217
4	0	1:25.144	28.247	165	21.868	198	35.029	210 214	12	0	1:23.464	27.519	167	21.348	201	34.597	211 218
5	0	1:25.611	28.642	165	21.998	198	34.971	210 217	13	0	1:23.380	27.449	166	21.350	201	<b>34.581</b>	<b>211</b> 217
6	0	1:24.553	27.919	166	21.697	200	34.937	<b>212</b> 217	14	0	<b>1:23.365</b>	<b>27.441</b>	<b>166</b>	<b>21.324</b>	<b>200</b>	34.600	211 218
7	0	1:27.947	27.891	166	21.981	199	38.075	53 217	15	0	1:35.757	27.902	166	26.062	127	41.793	211 <b>218</b>
8	0	7:13.447	6:13.200	150	23.569	189	36.678	206	16	0	1:23.874	27.442	166	21.671	196	34.761	211 218
<b>87 Bearman, GBR(#1)</b>									<b>theoretical besttime: 1:22.948</b>								
1	0	2:03.789	40.805	148	25.767	158	57.217	47	9	0	1:27.398	29.470	160	22.783	188	35.145	210 201
2	0	2:33.810	1:35.716	162	22.276	194	35.818	208	10	0	1:24.750	28.107	165	21.486	199	35.157	210 216
3	0	1:25.827	28.812	163	21.778	198	35.237	208 215	11	0	1:37.325	36.379	142	24.037	120	36.909	209 216
4	0	1:37.170	37.082	123	22.997	198	37.091	208 214	12	0	1:24.174	28.013	165	21.524	201	34.637	210 216
5	0	1:24.952	28.411	164	21.626	199	34.915	209 215	13	0	1:23.483	27.638	166	21.214	201	34.631	210 216
6	0	1:24.290	27.925	165	21.455	199	34.910	210 215	14	0	1:23.280	27.664	166	21.129	201	34.487	210 217
7	0	1:54.120	48.124	115	26.527	181	39.469	56 217	15	0	<b>1:23.069</b>	<b>27.433</b>	<b>166</b>	21.216	201	<b>34.420</b>	<b>211</b> 217
8	0	6:35.790	5:34.382	158	24.108	192	37.300	194	16	0	1:34.742	27.475	166	<b>21.095</b>	<b>201</b>	46.172	56 <b>217</b>
<b>95 Lomko, RUS(#1)</b>									<b>theoretical besttime: 1:23.630</b>								
1	0	2:12.337	46.593	104	28.444	135	57.300	41	10	0	1:30.206	30.451	144	23.314	179	36.441	210 215
2	0	2:56.055	1:54.264	150	24.319	182	37.472	207	11	0	1:26.334	28.892	164	21.872	199	35.570	209 217
3	0	1:27.096	29.159	163	22.149	198	35.788	207 213	12	0	1:25.430	28.344	165	21.737	199	35.349	209 216
4	0	1:26.110	28.529	164	21.975	197	35.606	208 214	13	0	1:24.346	28.095	165	21.442	200	34.809	210 216
5	0	1:25.548	28.407	165	21.793	199	35.348	209 214	14	0	1:23.968	27.714	166	21.312	200	34.942	210 216
6	0	1:25.246	28.200	165	21.833	199	35.213	210 214	15	0	1:31.966	28.656	164	22.438	146	40.872	210 217
7	0	1:24.722	27.997	166	21.573	199	35.152	210 216	16	0	1:23.684	27.744	165	21.246	200	<b>34.694</b>	<b>211</b> 216
8	0	1:32.433	29.069	139	23.469	198	39.895	55 216	17	0	<b>1:23.633</b>	<b>27.697</b>	<b>166</b>	<b>21.239</b>	<b>200</b>	34.697	211 <b>217</b>
9	0	5:33.897	4:29.344	123	25.912	150	38.641	209									



# ADAC Formel 4

## Top speed list Free Practice 2



Provisional

**DMSB** Reg. Nr.: R-11752/20

Saturday, August 1, 2020 8:15:00

Lausitzring, Length: 3478m  
Air temperature: 24.16°C  
Track temperature: 30.46°C  
Weather condition: Dry

#	Name (NAT)	Team	Car name	Speed	Lap	Race time
17	Jonny Edgar (GBR)	Van Amersfoort Racing (NLD)	ADAC Formel 4	222.94	18	28:31.935
58	Elias Seppänen (FIN)	US Racing (DEU)	ADAC Formel 4	221.11	15	27:13.128
29	Joshua Dürksen (DEU)	ADAC Berlin-Brandenburg e.V. (DEU)	ADAC Formel 4	220.20	18	29:01.975
5	Artem Lobanenko (RUS)	R-ace GP	ADAC Formel 4	219.30	18	28:34.546
7	Josef Knopp (CZE)	ADAC Berlin-Brandenburg e.V. (DEU)	ADAC Formel 4	218.85	13	24:07.091
77	Tim Tramnitz (DEU)	US Racing (DEU)	ADAC Formel 4	218.85	15	27:16.659
6	Kirill Smal (RUS)	R-ace GP	ADAC Formel 4	218.41	17	27:12.447
4	Victor Bernier (FRA)	R-ace GP	ADAC Formel 4	217.97	13	21:10.679
87	Oliver Bearman (GBR)	US Racing (DEU)	ADAC Formel 4	217.97	16	29:05.176
95	Vlad Lomko (RUS)	US Racing (DEU)	ADAC Formel 4	217.97	17	29:31.328
52	Jak Crawford (USA)	Van Amersfoort Racing (NLD)	ADAC Formel 4	216.65	4	5:21.954