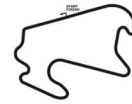


Free Practice 2 Lausitzring



Reg. Nr.: R-11752/20

Provisional

Result List

Stewards / Race Management

STEWARD	Achim Loth
STEWARD	Dennis Broedel
STEWARD	Wieland Unnasch
RACE DIRECTOR	Niels Wittich
CLERK OF THE COURSE	Janko Garbsch
TECHNICAL DELEGATE	Tim Zessack
CHIEF TIMEKEEPER	Steffen Ruhl

Weather Start/Finish

AIR	33.2°C
TRACK	34.1°C
CONDITIONS	Dry
PRESSURE	1005 hPa
AIR	27.4°C
TRACK	27.7°C
CONDITIONS	Dry
PRESSURE	1005 hPa

Track Information

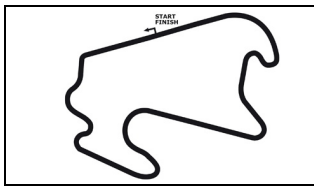
GREEN FLAG	17:50:00
CHEQUERED FLAG	18:50:01
SAFETY CAR PHASE	0
FULL COURSE YELLOW PHASE	0
TRACK NAME	Lausitzring
TRACK LENGTH	3478m
TURN COUNT	12
FASTEST LAP:	#8. DMA - 1:21.944

STARTED: 33 CLASSIFIED: 33 NOT CLASSIFIED: 0 DISQUALIFIED: 0

Drivers	Team	Car	Lap	Best Time	Gap	Diff	Kph	Day Time
1 8 D.Marschall(DEU)(J)/C.Schreiner(DEU)(J)	RUTRONIK-RACING(DEU)	Audi R8 LMS GT3	6	1:21.944			152.7	18:04:45
2 63 A.Balboa(ESP)/F.Perera(FRA)	GRT GRASSERRACING TEAM(AUT)	Lamborghini Huracan GT3E	8	1:22.047	0.103	0.103	152.6	18:06:52
3 47 I.Dontje(NLD)/M.Götz(DEU)	MANNFILTER-TeamHTP-WINWARD(I)	Mercedes-AMG GT3	19	1:22.066	0.122	0.019	152.5	18:22:45
4 26 R.Feller(CHE)(J)/S.Mücke(DEU)	BWT Mücke Motorsport(DEU)	Audi R8 LMS GT3	8	1:22.103	0.159	0.037	152.5	18:02:24
5 82 T.Zimmermann(DEU)(J)/S.Schothorst(NLD)	GRT GRASSERRACING TEAM(AUT)	Lamborghini Huracan GT3E	5	1:22.127	0.183	0.024	152.4	18:06:04
6 21 J.Eriksson(SWE)/D.Keilwitz(DEU)	Team Zakspeed BKK Mobil Oil Racing(D)	Mercedes-AMG GT3	5	1:22.135	0.191	0.008	152.4	18:16:15
7 99 R.Renauer(DEU)/S.Müller(DEU)	Precote Herberth Motorsport(DEU)	Porsche 911 GT3 R	6	1:22.156	0.212	0.021	152.4	18:00:53
8 92 M.Ammernüller(DEU)/C.Engelhart(DEU)	SSR Performance(DEU)	Porsche 911 GT3 R	5	1:22.182	0.238	0.026	152.3	17:57:14
9 48 P.Ellis(GBR)/R.Marciello(ITA)	KNAUS-TeamHTP-WINWARD(DEU)	Mercedes-AMG GT3	29	1:22.231	0.287	0.049	152.2	18:42:21
10 17 K.Bachler(AUT)/S.De Silvestro(CHE)	KÜS TEAM75 Bernhard(DEU)	Porsche 911 GT3 R	5	1:22.234	0.290	0.003	152.2	17:57:13
11 29 K.Schramm(DEU)(J)/C.Mies(DEU)	Montaplast by Land Motorsport(DEU)	Audi R8 LMS GT3	5	1:22.270	0.326	0.036	152.1	17:57:16
12 10 H.Skoog(SWE)(J)/N.Yelloly(GBR)	Schubert Motorsport(DEU)	BMW M6 GT3	10	1:22.327	0.383	0.057	152.0	18:06:35
13 31 P.Niederhauser(CHE)/K.van der Linde(ZAF)	RUTRONIK-RACING(DEU)	Audi R8 LMS GT3	5	1:22.346	0.402	0.019	152.0	17:59:53
14 28 M.Hofer(AUT)/C.Haase(DEU)	Montaplast by Land Motorsport(DEU)	Audi R8 LMS GT3	8	1:22.373	0.429	0.027	152.0	18:02:41
15 22 L.Stolz(DEU)/M.Engel(MCO)	Toksport WRT(DEU)	Mercedes-AMG GT3EVO	11	1:22.373	0.429		152.0	18:10:04
16 9 A.Read(AUS)(J)/J.Eriksson(SWE)	Schubert Motorsport(DEU)	BMW M6 GT3	6	1:22.411	0.467	0.038	151.9	18:06:51
17 77 M.Pommer(DEU)/J.Schmidt(CHE)	Callaway Competition(DEU)	Corvette C7 GT3-R	5	1:22.447	0.503	0.036	151.8	18:02:19
18 25 I.Walilko(POL)(J)/M.Beckhusen(DEU)(J)	BWT Mücke Motorsport(DEU)	Audi R8 LMS GT3	8	1:22.567	0.623	0.120	151.6	18:02:06
19 7 A.Renauer(DEU)/S.Asch(DEU)	Precote Herberth Motorsport(DEU)	Porsche 911 GT3 R	11	1:22.622	0.678	0.055	151.5	18:10:21
20 33 F.Salaquarda(CZE)(T)/F.Stippler(DEU)	Team ISR(CZE)	Audi R8 LMS GT3	7	1:22.628	0.684	0.006	151.5	18:00:26
21 18 J.Fittje(DEU)(J)/D.Jahn(DEU)	KÜS TEAM75 Bernhard(DEU)	Porsche 911 GT3 R	4	1:22.848	0.904	0.220	151.1	17:58:54
22 32 C.Weerts(BEL)(J)/D.Vanhoor(BEL)	TEAM WRT(BEL)	Audi R8 LMS GT3	13	1:22.850	0.906	0.002	151.1	18:15:25
23 4 H.von Danwitz(DEU)(J)/R.Frey(CHE)	Aust Motorsport(DEU)	Audi R8 LMS GT3	12	1:23.048	1.104	0.198	150.7	18:13:59
24 71 M.Paul(DEU)(J)/N.Langeveld(NLD)	T3-HRT-Motorsport(DEU)	Audi R8 LMS GT3	24	1:23.061	1.117	0.013	150.7	18:31:37
25 20 M.Wischofer(AUT)(J)/D.Boccolacci(FRA)	Team Zakspeed BKK Mobil Oil Racing(D)	Mercedes-AMG GT3	3	1:23.100	1.156	0.039	150.6	18:10:29
26 11 E.Erhart(DEU)(T)/P.Kaffer(DEU)	EFP Car Collection by TECE(DEU)	Audi R8 LMS GT3	32	1:23.134	1.190	0.034	150.6	18:47:16
27 36 M.Dienst(DEU)(J)/P.Frommenwiler(CHE)	Schütz Motorsport(DEU)	Mercedes-AMG GT3	10	1:23.204	1.260	0.070	150.4	18:04:32
28 3 M.Hackländer(DEU)/N.Rogivue(CHE)(J)	Aust Motorsport(DEU)	Audi R8 LMS GT3	21	1:23.406	1.462	0.202	150.1	18:43:07
29 117 M.Ragginger(AUT)/N.Siedler(AUT)	Space Drive Racing operated by KÜS Te	Porsche 911 GT3R(GEN1)	9	1:23.474	1.530	0.068	149.9	18:43:59
30 72 C.Schöll(AUT)(J)/J.Pepper(ZAF)	T3-HRT-Motorsport(DEU)	Bentley Continental GT3	8	1:23.687	1.743	0.213	149.6	18:30:06
31 14 N.Sylvest(DNK)(J)/J.Klingmann(DEU)	MRS GT-Racing(DEU)	BMW M6 GT3	5	1:23.719	1.775	0.032	149.5	18:02:33
32 30 R.Ineichen(CHE)(T)/M.Bortolotti(ITA)	TEAM WRT(BEL)	Audi R8 LMS GT3	7	1:23.746	1.802	0.027	149.5	18:06:35
33 19 N.Lagrange(BEL)/C.Schmid(AUT)	GRT GRASSERRACING TEAM(AUT)	Lamborghini Huracan GT3E	25	1:23.764	1.820	0.018	149.4	18:28:46

Subject to final scrutineering!

Publication time:	Clerk of the Course: Janko Garbsch	Timekeeper: Steffen Ruhl
-------------------	------------------------------------	--------------------------



ADAC GT Masters

Sector List Free Practice 2

Provisional



Lausitzring, Length: 3478m
Air temperature: 27.35°C
Track temperature: 27.63°C
Weather condition: Dry

DMSB Reg. Nr.: R-11752/20

Friday, July 31, 2020 17:50:00

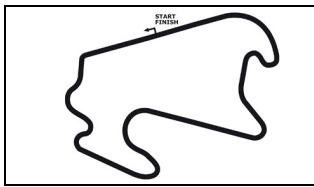
Lap	Id	Time	SE1	SP1	SE2	SP2	SE3	SP3	TSP	Lap	Id	Time	SE1	SP1	SE2	SP2	SE3	SP3	TSP
3 Hackländer, DEU(#1) / Rogivue, CHE(#2)										theoretical besttime: 1:23.227									
1	2	6:47.020	5:41.379	161	27.266	207	38.375	233		14	1	2:26.578	1:30.158	175	21.910	216	34.510	234	
2	2	1:29.776	30.853	168	23.507	212	35.416	233	243	15	1	1:24.323	28.562	176	21.641	219	34.120	235	243
3	2	1:29.177	29.907	173	22.420	214	36.850	55	242	16	1	1:24.125	28.386	176	21.556	220	34.183	236	245
4	2	18:26.996	17:28.295	158	23.337	211	35.364	231		17	1	1:23.885	28.252	176	21.759	218	33.874	235	245
5	2	1:25.970	29.075	173	22.229	215	34.666	234	240	18	1	1:23.544	27.946	176	21.601	217	33.997	235	245
6	2	1:24.308	28.213	175	21.983	215	34.112	234	244	19	1	1:23.547	27.855	176	21.601	219	34.091	235	245
7	2	1:23.718	28.147	175	21.583	218	33.988	234	244	20	1	1:23.873	28.261	176	21.636	219	33.976	235	245
8	2	1:24.146	28.053	175	21.731	215	34.362	235	243	21	1	1:23.406	27.906	177	21.549	217	33.951	236	245
9	2	1:24.103	28.099	175	21.789	217	34.215	235	244	22	1	1:23.593	28.012	177	21.498	218	34.083	236	245
10	2	1:25.188	29.136	173	21.859	217	34.193	235	245	23	1	1:23.808	28.066	176	21.606	219	34.136	236	245
11	2	1:23.743	28.095	175	21.633	217	34.015	234	245	24	1	1:25.157	28.146	177	21.628	218	35.383	58	245
12	2	1:23.620	28.005	175	21.549	218	34.066	234	244	25	2	2:27.659	1:28.838	173	22.237	215	36.584	58	
13	2	1:25.997	28.473	175	21.816	217	35.708	57	244										

Lap	Id	Time	SE1	SP1	SE2	SP2	SE3	SP3	TSP	Lap	Id	Time	SE1	SP1	SE2	SP2	SE3	SP3	TSP
4 von Danwitz, DEU(#1) / Frey, CHE(#2)										theoretical besttime: 1:22.978									
1	2	3:14.205	2:07.702	117	26.217	165	40.286	56		16	2	5:40.538	4:37.621	165	25.219	139	37.698	233	
2	2	3:02.723	1:53.229	146	28.338	185	41.156	57		17	2	1:31.763	31.598	170	23.822	173	36.343	233	243
3	2	2:37.889	1:33.563	168	24.297	211	40.029	56		18	2	1:24.674	28.544	176	21.656	220	34.474	237	243
4	1	2:33.898	1:28.786	168	24.357	207	40.755	46		19	2	1:24.178	28.401	175	21.582	218	34.195	237	246
5	1	2:42.629	1:36.714	140	25.691	177	40.224	229		20	2	1:27.523	28.337	175	21.677	218	37.509	57	245
6	2	1:26.392	29.501	174	22.197	215	34.694	235	239	21	1	5:59.703	5:00.698	170	23.251	211	35.754	230	
7	2	1:24.006	28.331	175	21.427	219	34.248	236	245	22	1	1:26.074	29.293	174	22.101	216	34.680	234	239
8	2	1:23.976	28.446	175	21.465	219	34.065	236	245	23	1	1:24.830	28.549	175	21.867	217	34.414	234	243
9	2	1:23.659	27.996	176	21.510	218	34.153	236	246	24	1	1:24.618	28.420	175	21.806	218	34.392	235	244
10	2	1:23.571	28.007	176	21.451	219	34.113	236	245	25	1	1:24.137	28.086	175	21.782	218	34.269	235	244
11	2	1:23.261	27.938	177	21.339	220	33.984	236	245	26	1	1:24.092	28.074	176	21.732	217	34.286	235	244
12	2	1:23.048	27.884	177	21.294	220	33.870	236	245	27	1	1:24.034	28.110	175	21.645	217	34.279	234	244
13	2	1:23.092	27.831	177	21.277	220	33.984	236	245	28	1	1:27.513	28.093	176	21.793	217	37.627	57	243
14	2	1:23.424	28.015	177	21.412	220	33.997	236	245	29	2	2:32.074	1:30.827	169	22.831	213	38.416	54	
15	2	1:27.609	28.097	176	21.680	217	37.832	56	246	30	2	2:37.234	1:32.164	170	25.466	208	39.604	57	

Lap	Id	Time	SE1	SP1	SE2	SP2	SE3	SP3	TSP	Lap	Id	Time	SE1	SP1	SE2	SP2	SE3	SP3	TSP
7 Renauer, DEU(#1) / Asch, DEU(#2)										theoretical besttime: 1:22.567									
1	2	1:37.833	39.416	169	23.468	215	34.949	234		14	2	1:23.052	27.924	177	21.374	220	33.754	237	244
2	2	1:24.718	29.028	177	21.623	219	34.067	235	241	15	2	1:25.615	27.899	175	21.863	218	35.853	58	245
3	2	1:23.416	28.255	176	21.219	222	33.942	236	243	16	2	2:31.902	1:33.822	175	21.591	220	36.489	58	
4	2	1:22.723	27.755	177	21.290	222	33.678	236	243	17	2	2:26.366	1:29.019	173	21.947	219	35.400	58	
5	2	1:22.739	27.817	173	21.199	222	33.723	237	245	18	1	2:24.044	1:28.139	175	21.752	220	34.153	236	
6	2	1:23.180	28.086	176	21.286	221	33.808	237	246	19	1	1:24.403	28.092	177	21.619	221	34.692	236	245
7	2	1:24.443	28.079	176	21.240	221	35.124	58	246	20	1	1:23.315	27.837	177	21.405	221	34.073	236	244
8	2	6:12.893	5:15.110	174	21.532	220	36.251	237		21	1	1:23.520	27.965	178	21.575	221	33.980	236	244
9	2	1:22.803	27.834	176	21.309	221	33.660	237	245	22	1	1:24.971	28.884	177	22.031	219	34.056	236	244
10	2	1:23.343	28.259	175	21.357	221	33.727	237	245	23	1	1:35.055	29.533	175	22.281	191	43.241	58	245
11	2	1:22.622	27.708	177	21.244	221	33.670	237	245	24	1	5:25.428	4:09.331	165	22.949	217	53.148	58	
12	2	1:24.562	27.853	176	21.371	221	35.338	58	246	25	1	8:28.898	7:25.593	174	23.070	209	40.235	58	
13	2	6:01.311	5:05.443	176	21.378	221	34.490	236											

Lap	Id	Time	SE1	SP1	SE2	SP2	SE3	SP3	TSP	Lap	Id	Time	SE1	SP1	SE2	SP2	SE3	SP3	TSP
8 Marschall, DEU(#1) / Schreiner, DEU(#2)										theoretical besttime: 1:21.813									
1	1	7:42.364	6:36.250	130	26.920	207	39.194	198		15	2	1:23.972	28.026	176	21.605	217	34.341	235	244
2	1	1:29.831	32.137	108	22.653	216	35.041	232	209	16	2	1:23.506	27.945	176	21.524	218	34.037	235	244
3	1	1:25.519	28.996	171	21.954	216	34.569	233	241	17	2	1:23.470	27.839	177	21.540	218	34.091	235	244
4	1	1:23.714	28.358	176	21.386	218	33.970	235	243	18	2	1:26.450	28.104	176	22.290	180	36.056	235	244
5	1	1:21.980	27.391	177	21.042	219	33.547	235	244	19	2	1:24.228	28.514	176	21.584	219	34.130	236	245
6	1	1:21.944	27.241	176	21.173	218	33.530	236	244	20	2	1:23.479	27.941	177	21.413	220	34.125	236	244
7	1	1:23.724	27.458	177	21.227	220	35.039	236	245	21	2	1:24.369	28.507	176	21.552	219	34.310	235	244
8	1	1:22.128	27.396	176	21.182	218	33.550	236	245	22	2	1:23.355	27.953	176	21.397	219	34.005	235	245
9	1	1:24.939	28.192	175	21.811	217	34.936	235	245	23	2	1:23.714	27.970	173	21.505	219	34.239	235	245
10	1	1:25.121	27.420	177	21.195	218	36.506	58	244	24	2	1:27.744	28.182	176	22.013	217	37.549	58	244
11	2	15:14.002	14:12.199	168	24.292	207	37.511	231		25	1	2:21.881	1:26.200	175	21.599	218	34.082	235	
12	2	1:28.459	29.390	173	22.350	214	36.719	228	239	26	1	1:24.138	27.692	177	21.405	219	35.041	59	243
13	2	1:26.038	29.110	173	22.092	214	34.836	233	238	27	2	2:24.108	1:27.920	174	21.861	216	34.327	235	
14	2	1:24.731	28.361	176	21.760	217	34.610	234	242										





ADAC GT Masters

Sector List Free Practice 2

Provisional



Lausitzring, Length: 3478m

Air temperature: 27.35°C

Track temperature: 27.63°C

Weather condition: Dry

DMSB Reg. Nr.: R-11752/20

Friday, July 31, 2020 17:50:00

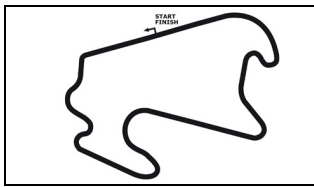
Lap	Id	Time	SE1	SP1	SE2	SP2	SE3	SP3	TSP	Lap	Id	Time	SE1	SP1	SE2	SP2	SE3	SP3	TSP
9 Read, AUS(#1) / Eriksson, SWE(#2)										theoretical besttime: 1:22.365									
1	2	9:46.665	8:44.774	143	25.739	205	36.152	238		9	1	1:24.189	28.011	179	21.704	222	34.474	239	250
2	2	1:24.985	29.112	177	21.616	218	34.257	239	248	10	1	1:23.714	27.967	176	21.658	221	34.089	237	248
3	2	1:22.589	27.750	178	21.151	222	33.688	238	249	11	1	1:23.880	28.088	177	21.622	221	34.170	238	249
4	2	1:28.135	28.781	176	22.112	194	37.242	239	247	12	1	1:23.576	28.059	177	21.358	221	34.159	238	248
5	2	1:25.852	30.089	177	21.585	220	34.178	240	248	13	1	1:24.005	28.035	176	21.747	221	34.223	238	248
6	2	1:22.411	27.561	178	21.197	222	33.653	238	249	14	1	1:25.334	28.034	177	21.610	218	35.690	58	247
7	2	1:25.996	29.238	175	21.511	221	35.247	59	248	15	1	2:22.090	1:19.019	179	23.500	189	39.571	59	
8	2	2:22.763	1:25.972	175	21.581	220	35.210	238											

Lap	Id	Time	SE1	SP1	SE2	SP2	SE3	SP3	TSP	Lap	Id	Time	SE1	SP1	SE2	SP2	SE3	SP3	TSP
10 Skoog, SWE(#1) / Yelloly, GBR(#2)										theoretical besttime: 1:22.173									
1	1	2:37.597	1:31.636	155	25.904	199	40.057	228		15	2	1:22.794	27.846	177	21.286	224	33.662	240	249
2	1	1:28.161	30.620	173	22.431	217	35.110	238	237	16	2	1:23.032	27.857	180	21.307	222	33.868	242	249
3	1	1:23.199	28.119	177	21.180	222	33.900	237	247	17	2	1:24.871	27.915	179	21.537	224	35.419	59	251
4	1	1:35.695	30.147	166	24.910	181	40.638	235	245	18	1	2:27.105	1:30.842	174	21.990	217	34.273	239	
5	1	1:23.899	28.191	178	21.476	220	34.232	237	245	19	1	1:25.177	28.852	176	21.833	223	34.492	237	249
6	1	1:22.823	27.547	179	21.329	222	33.947	240	249	20	1	1:24.305	28.308	178	21.772	222	34.225	239	248
7	1	1:33.021	30.595	128	24.776	193	37.650	58	249	21	1	1:24.032	28.158	176	21.615	223	34.259	239	248
8	2	2:25.928	1:29.893	174	22.056	221	33.979	239		22	1	1:23.809	28.007	177	21.550	226	34.252	241	249
9	2	1:22.530	27.720	178	21.255	221	33.555	239	247	23	1	1:25.676	28.032	180	21.692	222	35.952	59	249
10	2	1:22.327	27.632	179	21.249	223	33.446	242	250	24	2	4:59.722	4:04.390	178	21.369	222	33.963	241	
11	2	1:25.953	28.525	177	21.269	221	36.159	59	250	25	2	1:23.491	28.024	179	21.484	224	33.983	241	247
12	2	5:08.123	4:12.779	177	21.418	220	33.926	240		26	2	1:23.673	28.293	178	21.499	223	33.881	241	249
13	2	1:23.091	27.866	178	21.272	224	33.953	238	249	27	2	1:23.474	28.094	179	21.488	222	33.892	240	248
14	2	1:23.108	28.009	179	21.314	225	33.785	237	247	28	2	1:25.429	28.278	178	21.634	225	35.517	59	252

Lap	Id	Time	SE1	SP1	SE2	SP2	SE3	SP3	TSP	Lap	Id	Time	SE1	SP1	SE2	SP2	SE3	SP3	TSP
11 Erhart, DEU(#1) / Kaffer, DEU(#2)										theoretical besttime: 1:22.915									
1	1	1:59.793	58.489	165	24.815	207	36.489	230		18	2	2:29.415	1:29.021	170	24.324	204	36.070	232	
2	1	1:26.949	29.720	173	22.447	215	34.782	232	239	19	2	1:24.521	28.562	176	21.801	217	34.158	235	241
3	1	1:24.029	28.182	175	21.644	218	34.203	232	242	20	2	1:28.232	29.482	152	24.347	216	34.403	235	244
4	1	1:24.046	28.197	173	21.695	218	34.154	233	242	21	2	1:23.418	27.813	176	21.618	219	33.987	234	245
5	1	1:23.873	28.100	175	21.529	220	34.244	234	242	22	2	1:23.334	27.874	175	21.517	220	33.943	234	244
6	1	1:25.144	27.929	174	21.721	218	35.494	58	244	23	2	1:23.272	27.745	175	21.480	219	34.047	235	244
7	1	3:47.848	2:46.652	160	24.863	209	36.333	231		24	2	1:25.280	27.828	176	21.472	219	35.980	58	245
8	1	1:26.837	29.219	174	22.406	211	35.212	232	240	25	2	5:57.712	5:01.280	171	22.094	217	34.338	233	
9	1	1:24.063	28.036	175	21.835	216	34.192	234	241	26	2	1:23.564	27.970	176	21.521	220	34.073	235	243
10	1	1:23.240	27.852	175	21.478	218	33.910	234	243	27	2	1:23.875	28.308	175	21.590	219	33.977	235	245
11	1	1:23.755	27.997	175	21.636	219	34.122	234	244	28	2	1:23.594	27.966	177	21.609	220	34.019	235	245
12	1	1:23.840	28.162	174	21.549	218	34.129	234	244	29	2	1:26.689	28.250	175	21.824	218	36.615	58	245
13	1	1:23.579	27.950	175	21.597	219	34.032	234	244	30	2	5:04.606	4:07.222	145	23.105	200	34.279	234	
14	1	1:23.151	27.614	175	21.503	218	34.034	236	243	31	2	1:23.266	27.739	176	21.461	219	34.066	235	243
15	1	1:23.720	28.066	176	21.578	219	34.076	235	245	32	2	1:23.134	27.833	176	21.461	220	33.840	236	245
16	1	1:23.167	27.681	176	21.499	220	33.987	235	244	33	2	1:23.221	27.881	176	21.479	220	33.861	235	245
17	1	1:24.671	27.870	176	21.569	219	35.232	58	244	34	2	1:23.164	27.793	175	21.489	219	33.882	235	244

Lap	Id	Time	SE1	SP1	SE2	SP2	SE3	SP3	TSP	Lap	Id	Time	SE1	SP1	SE2	SP2	SE3	SP3	TSP
14 Sylvest, DNK(#1) / Klingmann, DEU(#2)										theoretical besttime: 1:23.573									
1	2	3:34.874	2:33.496	131	24.030	215	37.348	59		14	1	1:24.091	28.205	177	21.684	223	34.202	240	250
2	2	2:29.001	1:29.979	172	22.028	221	36.994	59		15	1	1:25.277	28.956	177	21.865	222	34.456	239	251
3	2	2:40.359	1:41.366	176	21.901	217	37.092	59		16	1	1:24.144	28.337	177	21.617	222	34.190	239	249
4	2	2:25.146	1:29.196	176	21.785	221	34.165	239		17	1	1:24.344	28.442	177	21.578	223	34.324	238	249
5	2	1:23.719	28.300	177	21.467	221	33.952	239	249	18	1	1:24.222	28.381	177	21.558	223	34.283	239	249
6	2	1:24.518	28.998	177	21.490	223	34.030	239	249	19	1	1:24.732	28.470	176	21.763	222	34.499	241	249
7	2	1:23.869	28.216	177	21.581	221	34.072	240	249	20	1	1:24.625	28.519	177	21.636	222	34.470	239	251
8	2	1:26.286	28.154	176	21.667	222	36.465	59	249	21	1	1:24.578	28.464	176	21.703	222	34.411	240	249
9	2	2:48.663	1:49.383	169	22.379	217	36.901	59		22	1	1:24.564	28.529	176	21.628	223	34.407	238	250
10	2	2:31.347	1:29.622	175	24.708	166	37.017	59		23	1	1:24.490	28.476	177	21.658	224	34.356	240	249
11	1	2:25.131	1:27.463	174	22.181	220	35.487	239		24	1	1:24.791	28.450	176	21.833	220	34.508	239	250
12	1	1:24.442	28.459	176	21.608	223	34.375	240	249	25	1	1:25.899	28.615	177	21.596	224	35.688	59	249
13	1	1:24.603	28.333	177	21.761	223	34.509	240	250										





ADAC GT Masters

Sector List Free Practice 2

Provisional



Lausitzring, Length: 3478m
Air temperature: 27.35°C
Track temperature: 27.63°C
Weather condition: Dry

DMSB Reg. Nr.: R-11752/20

Friday, July 31, 2020 17:50:00

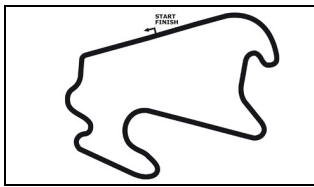
Lap Id	Time	SE1	SP1	SE2	SP2	SE3	SP3	TSP	Lap Id	Time	SE1	SP1	SE2	SP2	SE3	SP3	TSP		
17 Bachler, AUT(#1) / De Silvestro, CHE(#2)									theoretical besttime: 1:21.979										
1	1	1:38.061	40.291	173	22.999	217	34.771	235	14	2	1:23.797	28.319	177	21.392	221	34.086	238	245	
2	1	1:24.670	29.282	177	21.421	222	33.967	236	243	15	2	1:23.186	27.937	178	21.312	221	33.937	238	247
3	1	1:25.706	28.304	178	21.493	221	35.909	237	244	16	2	1:23.175	27.957	177	21.307	221	33.911	238	247
4	1	1:22.430	27.708	178	21.113	223	33.609	240	245	17	2	1:23.264	27.927	177	21.419	221	33.918	238	247
5	1	1:22.234	27.745	178	21.072	222	33.417	238	247	18	2	1:23.132	27.926	178	21.407	221	33.799	238	248
6	1	1:22.398	27.549	179	21.134	221	33.715	238	247	19	2	1:25.405	28.826	177	21.843	219	34.736	239	247
7	1	1:23.450	27.720	177	21.326	221	34.404	239	247	20	2	1:23.687	28.231	178	21.489	219	33.967	238	247
8	1	1:22.600	27.490	179	21.403	221	33.707	239	247	21	2	1:26.303	28.551	177	21.634	217	36.118	57	247
9	1	1:23.737	28.405	175	21.365	221	33.967	240	247	22	1	2:22.831	1:25.890	177	21.660	220	35.281	58	
10	1	1:24.591	27.676	178	21.176	221	35.739	238	247	23	2	2:26.893	1:27.760	175	21.977	218	37.156	58	
11	1	1:24.158	27.902	178	21.355	220	34.901	58	247	24	1	2:23.488	1:26.481	175	21.867	219	35.140	58	
12	2	2:24.285	1:27.871	175	21.827	219	34.587	237		25	2	2:27.838	1:28.579	167	22.081	217	37.178	57	
13	2	1:23.839	28.182	176	21.431	220	34.226	237	245										

18 Fittje, DEU(#1) / Jahn, DEU(#2)									theoretical besttime: 1:22.635										
1	1	4:41.261	3:42.924	164	23.717	201	34.620	233	13	2	1:23.189	27.925	176	21.394	218	33.870	237	244	
2	1	1:26.032	28.317	176	21.805	221	35.910	233	241	14	2	1:23.679	28.236	176	21.349	218	34.094	236	245
3	1	1:23.494	28.161	175	21.384	219	33.949	234	242	15	2	1:24.806	28.359	176	21.409	220	35.038	58	244
4	1	1:22.848	27.727	177	21.196	217	33.925	234	243	16	2	3:25.246	2:29.753	175	21.589	215	33.904	234	
5	1	1:22.857	27.813	176	21.332	219	33.712	236	244	17	2	1:23.261	27.926	177	21.485	216	33.850	236	242
6	1	1:26.705	30.095	168	22.072	215	34.538	235	243	18	2	1:24.066	28.611	177	21.533	218	33.922	234	242
7	1	1:23.043	28.093	177	21.198	218	33.752	235	243	19	2	1:23.786	27.990	177	21.713	217	34.083	235	243
8	1	1:23.095	27.942	177	21.352	217	33.801	235	243	20	2	1:24.672	28.333	177	21.424	219	34.915	58	244
9	1	1:24.202	28.527	175	21.660	217	34.015	235	244	21	2	2:25.969	1:27.552	174	21.998	216	36.419	58	
10	1	1:25.531	28.322	175	21.664	217	35.545	56	243	22	2	2:23.086	1:26.316	176	21.479	218	35.291	58	
11	2	3:23.973	2:28.772	176	21.394	216	33.807	237		23	2	2:24.501	1:27.394	174	21.762	216	35.345	58	
12	2	1:23.772	28.056	175	21.814	219	33.902	236	244	24	2	2:23.622	1:26.183	176	21.564	218	35.875	58	

19 Lagrange, BEL(#1) / Schmid, AUT(#2)									theoretical besttime: 1:23.458											
1	2	1:48.320	48.128	168	23.752	211	36.440	226	21	1	2:28.447	1:30.061	173	21.914	215	36.472	56			
2	1	1:28.577	30.381	169	23.370	211	34.826	229	236	22	2	2:22.371	1:26.162	174	21.776	217	34.433	233		
3	1	1:25.312	28.537	173	22.075	216	34.700	231	239	23	2	1:24.793	28.916	173	21.608	217	34.269	233	242	
4	1	1:25.683	28.273	174	22.446	217	34.964	233	240	24	2	1:24.524	28.643	174	21.520	218	34.361	232	242	
5	1	1:24.496	28.378	173	21.772	218	34.346	233	242	25	2	1:23.764	28.075	175	21.529	217	34.160	234	242	
6	1	1:24.159	28.428	175	21.725	217	34.006	233	242	26	2	1:24.733	28.216	175	21.738	218	34.779	233	243	
7	1	1:25.893	28.985	172	22.431	217	34.477	234	242	27	2	1:24.555	28.600	175	21.635	218	34.320	233	242	
8	1	1:24.346	28.175	175	21.682	217	34.489	233	243	28	2	1:24.054	28.296	175	21.513	217	34.245	233	242	
9	1	1:24.152	28.076	175	21.849	217	34.227	233	243	29	2	1:23.785	28.056	175	21.527	218	34.202	233	242	
10	1	1:24.108	27.968	175	21.812	217	34.328	234	242	30	2	1:23.829	27.999	175	21.588	218	34.242	233	242	
11	1	1:25.847	28.297	175	22.839	216	34.711	235	243	31	2	1:24.565	28.645	174	21.671	217	34.249	233	242	
12	1	1:25.062	29.049	174	21.807	217	34.206	233	244	32	2	1:23.817	28.114	176	21.539	218	34.164	234	243	
13	1	1:24.296	28.192	174	21.772	217	34.332	233	243	33	2	1:24.449	28.316	175	21.670	218	34.463	234	242	
14	1	1:24.080	28.096	175	21.792	217	34.192	233	242	34	2	1:24.445	28.465	174	21.659	217	34.321	233	242	
15	1	1:25.258	28.643	170	22.258	211	34.357	232	243	35	2	1:24.041	28.107	175	21.697	217	34.237	234	242	
16	1	1:24.228	28.210	175	21.835	216	34.183	232	242	36	2	1:24.839	28.737	176	21.753	218	34.349	233	243	
17	1	1:24.018	28.030	175	21.742	217	34.246	232	242	37	2	1:24.960	28.252	176	22.124	213	34.584	233	242	
18	1	1:23.924	28.063	175	21.636	217	34.225	232	241	38	2	1:23.906	28.079	175	21.484	217	34.343	233	242	
19	1	1:25.838	28.185	175	21.698	217	35.955	56	241	39	2	1:24.453	28.194	175	21.715	218	34.544	234	243	
20	2	2:24.440	1:26.581	173	21.792	217	36.067	54		40	2	1:26.230	28.354	174	21.658	217	36.218	54	242	

20 Wishofer, AUT(#1) / Boccolacci, FRA(#2)									theoretical besttime: 1:22.942												
1	1	17:42.792	16:46.804	158	22.006	216	33.982	233	10	2	1:24.481	28.199	177	21.909	215	34.373	234	243			
2	1	1:23.495	27.933	175	21.492	218	34.070	235	242	11	2	1:25.672	29.136	135	22.360	218	34.176	236	244		
3	1	1:23.100	27.766	177	21.350	221	33.984	235	245	12	2	1:24.644	28.021	177	21.847	219	34.776	235	245		
4	1	1:23.297	27.940	177	21.451	221	33.906	236	245	13	2	1:23.714	28.113	178	21.409	219	34.192	236	245		
5	1	1:23.132	27.852	178	21.321	220	33.959	237	245	14	2	1:23.574	28.018	178	21.352	220	34.204	237	245		
6	1	1:23.334	27.901	177	21.347	221	34.086	237	246	15	2	1:23.417	27.886	177	21.384	220	34.147	236	247		
7	1	1:25.038	28.087	178	21.974	189	34.977	236	247	16	2	1:24.367	27.996	177	21.270	221	35.101	59	245		
8	1	1:24.062	27.947	177	21.289	220	34.826	59	244	17	1	2:24.096	1:27.524	177	21.472	219	35.100	59			
9	2	3:50.186	2:53.977	173	21.662	217	34.547	234		18	1	2:24.271	1:27.495	177	21.480	218	35.296	59			





ADAC GT Masters

Sector List Free Practice 2

Provisional



Lausitzring, Length: 3478m

Air temperature: 27.35°C

Track temperature: 27.63°C

Weather condition: Dry

DMSB Reg. Nr.: R-11752/20

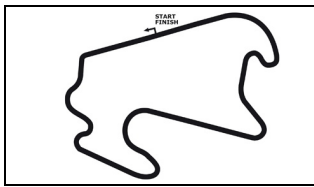
Friday, July 31, 2020 17:50:00

Lap	Id	Time	SE1	SP1	SE2	SP2	SE3	SP3	TSP	Lap	Id	Time	SE1	SP1	SE2	SP2	SE3	SP3	TSP
21	Eriksson, SWE(#1) / Keilwitz, DEU(#2)									theoretical besttime: 1:22.012									
1	1	20:35.374	19:32.021	129	26.047	153	37.306	229		11	2	1:23.409	28.190	177	21.195	219	34.024	234	242
2	1	1:29.364	29.564	173	23.575	146	36.225	232	239	12	2	1:22.802	27.876	177	21.128	220	33.798	234	243
3	1	1:23.938	28.002	176	21.586	217	34.350	235	242	13	2	1:22.799	27.826	177	21.125	220	33.848	234	243
4	1	1:24.368	27.683	177	21.084	219	35.601	235	244	14	2	1:22.680	28.016	177	21.043	221	33.621	235	243
5	1	1:22.135	27.495	178	20.896	221	33.744	235	244	15	2	1:24.800	27.890	178	21.145	220	35.765	235	244
6	1	1:27.574	30.145	154	22.218	217	35.211	234	244	16	2	1:22.603	27.654	178	21.210	221	33.739	236	244
7	1	1:22.939	27.632	178	21.073	220	34.234	234	244	17	2	1:23.726	27.980	177	21.452	220	34.294	235	245
8	1	1:24.117	27.725	177	21.142	219	35.250	235	244	18	2	1:22.976	27.807	177	21.277	219	33.892	235	245
9	1	1:27.208	27.613	178	20.988	220	38.607	58	244	19	2	1:23.185	27.981	177	21.265	220	33.939	236	244
10	2	5:55.269	4:59.733	176	21.340	218	34.196	232		20	2	1:30.673	28.787	171	23.229	210	38.657	59	244

22	Stolz, DEU(#1) / Engel, MCO(#2)									theoretical besttime: 1:22.277									
1	2	2:08.455	1:03.082	171	22.990	202	42.383	232		16	1	1:24.590	28.893	179	21.393	220	34.304	237	246
2	2	1:26.118	28.900	177	21.530	221	35.688	233	242	17	1	1:24.276	27.814	179	21.276	221	35.186	236	246
3	2	1:22.731	27.746	177	21.250	221	33.735	234	242	18	1	1:23.934	28.111	178	21.311	221	34.512	236	246
4	2	1:22.645	27.673	178	21.351	221	33.621	235	243	19	1	1:23.361	27.822	179	21.454	219	34.085	236	246
5	2	1:22.522	27.609	178	21.345	222	33.568	236	245	20	1	1:23.316	27.995	178	21.210	221	34.111	236	247
6	2	1:22.434	27.686	178	21.111	221	33.637	236	244	21	1	1:26.364	28.457	177	21.498	221	36.409	58	246
7	2	1:24.704	27.647	179	21.283	220	35.774	59	245	22	1	2:23.848	1:26.634	177	21.560	221	35.654	59	
8	2	5:26.171	4:28.753	176	22.309	183	35.109	235		23	1	2:37.564	1:40.347	177	21.490	221	35.727	59	
9	2	1:23.349	27.658	177	21.283	221	34.408	235	245	24	2	2:25.722	1:28.470	177	21.908	220	35.344	59	
10	2	1:22.754	27.801	177	21.222	221	33.731	236	245	25	2	2:26.624	1:27.714	177	22.223	217	36.687	55	
11	2	1:22.373	27.614	177	21.202	221	33.557	236	245	26	2	2:26.928	1:29.852	176	21.822	220	35.254	59	
12	2	1:24.415	28.085	178	21.346	221	34.984	59	245	27	2	2:25.019	1:27.290	177	21.884	219	35.845	58	
13	1	5:13.557	4:16.362	177	21.322	221	35.873	235		28	2	2:24.838	1:28.951	177	21.774	220	34.113	234	
14	1	1:22.666	27.626	178	21.197	220	33.843	235	244	29	2	1:28.570	28.037	179	21.312	222	39.221	59	243
15	1	1:22.749	27.677	179	21.204	221	33.868	237	245										

25	Walilko, POL(#1) / Beckhusen, DEU(#2)									theoretical besttime: 1:22.422									
1	2	2:17.619	1:15.753	168	24.127	182	37.739	218		13	1	1:23.125	27.752	177	21.346	220	34.027	237	246
2	2	1:28.632	30.324	174	21.826	214	36.482	234	230	14	1	1:23.267	27.928	177	21.488	220	33.851	237	247
3	2	1:24.304	28.474	176	21.692	221	34.138	236	244	15	1	1:24.627	27.845	177	21.422	221	35.360	58	246
4	2	1:24.010	27.986	175	21.735	221	34.289	237	245	16	2	3:11.414	2:12.543	162	23.915	219	34.956	236	
5	2	1:22.945	28.034	177	21.204	222	33.707	237	247	17	2	1:24.187	28.377	176	21.578	220	34.232	237	245
6	2	1:22.783	27.649	177	21.420	221	33.714	237	247	18	2	1:23.819	27.864	177	21.942	218	34.013	237	246
7	2	1:22.995	27.788	177	21.421	220	33.786	236	248	19	2	1:23.896	27.787	176	21.933	216	34.176	237	246
8	2	1:22.567	27.622	178	21.225	219	33.720	237	245	20	2	1:25.652	28.045	177	22.347	218	35.260	57	247
9	2	1:25.212	27.511	178	21.404	219	36.297	58	247	21	2	2:28.218	1:30.146	173	21.996	218	36.076	58	
10	2	2:27.011	1:30.553	173	22.083	217	34.375	236		22	2	2:30.579	1:31.350	172	23.343	216	35.886	58	
11	1	1:23.903	28.561	176	21.535	220	33.807	238	245	23	2	2:29.011	1:29.028	174	22.105	218	37.878	57	
12	1	1:23.363	27.887	177	21.432	219	34.044	237	247										

26	Feller, CHE(#1) / Mücke, DEU(#2)									theoretical besttime: 1:22.023									
1	1	2:22.951	1:19.656	139	25.587	163	37.708	233		16	2	1:24.147	27.807	177	21.551	219	34.789	236	246
2	1	1:28.604	30.376	155	22.395	207	35.833	233	243	17	2	1:23.056	27.744	177	21.391	220	33.921	237	245
3	1	1:27.654	30.436	175	21.942	205	35.276	235	242	18	2	1:26.973	28.406	175	21.872	219	36.695	58	246
4	1	1:24.966	28.891	176	21.644	203	34.431	236	241	19	2	11:22.611	10:26.755	173	21.538	218	34.318	234	
5	1	1:22.704	27.682	177	21.120	221	33.902	236	247	20	2	1:24.153	28.351	176	21.536	219	34.266	236	244
6	1	1:32.246	32.028	128	23.523	167	36.695	236	220	21	2	1:24.542	28.718	176	21.687	220	34.137	236	245
7	1	1:22.285	27.350	177	21.109	219	33.826	236	245	22	2	1:23.331	27.773	177	21.498	220	34.060	237	245
8	1	1:22.103	27.263	177	21.189	221	33.651	237	245	23	2	1:24.468	27.811	176	21.546	221	35.111	236	247
9	1	1:35.866	29.525	136	24.766	160	41.575	50	248	24	2	1:25.416	27.876	177	21.694	220	35.846	58	245
10	1	3:31.034	2:32.643	139	22.556	218	35.835	58		25	2	3:15.830	2:18.182	174	21.745	219	35.903	58	
11	1	2:28.757	1:28.893	166	24.209	215	35.655	232		26	2	2:23.737	1:26.551	175	21.714	219	35.472	58	
12	2	1:24.575	28.529	177	21.836	219	34.210	236	242	27	2	1:38.011	42.396	177	21.447	220	34.168	236	
13	2	1:23.548	27.872	176	21.636	219	34.040	237	246	28	2	1:23.048	27.670	178	21.406	221	33.972	237	245
14	2	1:23.323	27.992	177	21.374	221	33.957	237	247	29	2	1:24.001	27.891	177	21.500	221	34.610	237	246
15	2	1:23.938	28.564	177	21.350	221	34.024	236	246	30	2	1:26.905	28.178	177	21.924	218	36.803	54	246



ADAC GT Masters

Sector List Free Practice 2

Provisional



Lausitzring, Length: 3478m
Air temperature: 27.35°C
Track temperature: 27.63°C
Weather condition: Dry

DMSB Reg. Nr.: R-11752/20

Friday, July 31, 2020 17:50:00

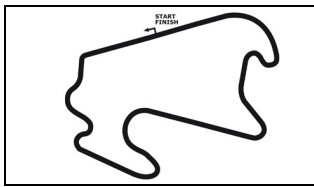
Lap Id	Time	SE1	SP1	SE2	SP2	SE3	SP3	TSP	Lap Id	Time	SE1	SP1	SE2	SP2	SE3	SP3	TSP		
28 Hofer, AUT(#1) / Haase, DEU(#2)									theoretical besttime: 1:22.244										
1	2	2:55.364	1:37.171	168	22.665	210	55.528	230	18	1	1:23.549	27.990	177	21.575	217	33.984	235	244	
2	2	1:28.408	28.710	174	21.538	217	38.160	233	239	19	1	1:23.463	27.974	175	21.493	218	33.996	234	244
3	2	1:22.759	27.559	175	21.318	219	33.882	234	239	20	1	1:23.051	27.804	176	21.380	218	33.867	235	244
4	2	1:22.560	27.523	176	21.134	220	33.903	234	242	21	1	1:23.734	28.069	176	21.577	217	34.088	234	244
5	2	1:24.549	27.552	176	21.345	219	35.652	235	245	22	1	1:23.821	28.396	175	21.436	218	33.989	235	245
6	2	1:22.593	27.547	176	21.244	218	33.802	235	244	23	1	1:23.481	28.073	175	21.490	218	33.918	234	244
7	2	1:22.468	27.415	177	21.358	220	33.695	236	244	24	1	1:23.392	27.892	176	21.386	218	34.114	234	244
8	2	1:22.373	27.452	177	21.221	219	33.700	235	244	25	1	1:23.167	27.773	176	21.337	219	34.057	233	243
9	2	1:24.683	27.716	175	21.474	217	35.493	57	244	26	1	1:24.274	27.726	176	21.415	218	35.133	59	243
10	2	4:59.506	4:02.156	172	21.903	216	35.447	233		27	2	2:25.810	1:28.583	174	21.501	218	35.726	59	
11	2	1:22.990	27.716	176	21.347	218	33.927	234	242	28	1	2:25.203	1:26.845	175	21.762	217	36.596	58	
12	2	1:22.844	27.749	176	21.249	218	33.846	235	244	29	1	6:17.044	5:15.380	82	25.339	183	36.325	231	
13	2	1:22.463	27.538	177	21.160	220	33.765	236	245	30	1	1:35.924	30.060	150	28.644	132	37.220	229	239
14	2	1:24.852	28.432	174	21.626	220	34.794	235	246	31	1	1:30.399	29.597	149	23.757	182	37.045	222	237
15	2	1:28.719	31.712	174	21.696	219	35.311	58	244	32	1	1:29.575	29.822	175	21.887	217	37.866	59	234
16	2	2:25.804	1:29.710	173	21.895	216	34.199	234		33	1	2:28.771	1:30.574	175	22.528	216	35.669	59	
17	1	1:23.628	27.853	175	21.545	218	34.230	234	244										

29 Schramm, DEU(#1) / Mies, DEU(#2)									theoretical besttime: 1:22.234										
1	2	1:44.015	44.480	168	23.985	195	35.550	233	13	1	1:22.790	27.528	176	21.338	220	33.924	236	244	
2	2	1:23.865	28.149	175	21.398	219	34.318	236	242	14	1	1:25.633	27.768	176	23.377	201	34.488	236	245
3	2	1:23.486	28.139	176	21.400	220	33.947	235	241	15	1	1:23.191	27.753	177	21.405	218	34.033	236	244
4	2	1:22.795	27.663	177	21.397	220	33.735	236	244	16	1	1:23.031	27.540	175	21.317	219	34.174	237	246
5	2	1:22.270	27.546	177	21.164	220	33.560	237	244	17	1	1:24.840	28.277	176	21.462	219	35.101	59	245
6	2	1:24.598	28.026	174	21.295	220	35.277	236	245	18	2	8:34.710	7:26.193	102	25.673	187	42.844	225	
7	2	1:25.385	29.267	175	21.975	216	34.143	236	245	19	2	1:34.445	32.956	154	23.911	195	37.578	230	232
8	2	1:22.514	27.601	177	21.146	220	33.767	237	244	20	2	1:32.669	31.832	154	24.065	182	36.772	225	230
9	2	1:23.716	27.542	177	21.220	220	34.954	58	245	21	2	1:39.786	33.371	120	25.787	188	40.628	58	192
10	1	2:24.830	1:29.253	175	21.506	217	34.071	234		22	2	2:40.315	1:34.896	148	25.642	175	39.777	58	
11	1	1:23.246	28.118	175	21.368	219	33.760	236	244	23	2	2:33.804	1:30.530	144	25.574	187	37.700	58	
12	1	1:23.205	27.602	175	21.589	218	34.014	236	245	24	1	2:31.782	1:28.659	173	23.890	154	39.233	59	

30 Ineichen, CHE(#1) / Bortolotti, ITA(#2)									theoretical besttime: 1:23.521										
1	2	2:33.117	1:29.513	137	25.628	155	37.976	231	9	1	1:26.677	28.111	175	21.762	216	36.804	235	244	
2	2	1:29.758	30.629	174	22.654	158	36.475	232	219	10	1	1:24.327	28.079	176	21.695	218	34.553	235	244
3	2	1:26.935	29.527	174	21.503	219	35.905	58	240	11	1	1:23.806	28.057	176	21.517	219	34.232	235	244
4	1	6:53.142	5:53.798	168	24.443	211	34.901	231		12	1	1:24.114	28.322	175	21.526	218	34.266	235	245
5	1	1:24.347	28.225	175	21.677	214	34.445	234	240	13	1	1:24.270	28.221	176	21.671	218	34.378	235	244
6	1	1:23.753	28.045	175	21.590	217	34.118	234	243	14	1	1:25.614	28.139	177	21.510	219	35.965	58	244
7	1	1:23.746	28.010	173	21.651	218	34.085	234	244	15	2	2:29.646	1:28.104	175	22.876	203	38.666	58	
8	1	1:24.018	27.933	175	21.720	217	34.365	235	244	16	1	2:41.498	1:31.325	130	27.254	170	42.919	56	

31 Niederhauser, CHE(#1) / van der Linde, ZAF(#2)									theoretical besttime: 1:22.091										
1	1	3:15.271	2:14.564	155	23.239	214	37.468	59	13	1	14:00.886	13:02.276	173	23.378	163	35.232	233		
2	1	2:26.086	1:28.864	171	22.396	217	34.826	232		14	1	1:24.271	28.453	175	21.481	218	34.337	234	242
3	1	1:25.716	28.763	176	21.370	219	35.583	235	241	15	1	1:23.362	27.685	177	21.480	220	34.197	236	244
4	1	1:24.066	27.660	177	21.229	218	35.177	235	244	16	1	1:24.784	27.792	177	21.486	218	35.506	59	244
5	1	1:22.346	27.396	177	21.291	219	33.659	236	244	17	1	4:46.581	3:48.691	175	21.387	217	36.503	234	
6	1	1:22.712	28.017	176	21.163	219	33.532	236	245	18	1	1:23.218	27.954	175	21.446	219	33.818	235	243
7	1	1:24.580	27.538	178	21.216	219	35.826	58	246	19	1	1:23.804	27.642	177	21.854	218	34.308	236	245
8	1	11:05.860	10:07.342	172	21.466	217	37.052	233		20	1	1:22.690	27.589	177	21.286	221	33.815	235	245
9	1	1:22.816	27.546	176	21.253	219	34.017	234	242	21	1	1:22.821	27.571	177	21.313	221	33.937	235	244
10	1	1:22.465	27.662	175	21.175	219	33.628	235	243	22	1	1:22.840	27.636	177	21.330	220	33.874	236	244
11	1	1:22.975	27.975	176	21.244	220	33.756	235	244	23	1	1:25.384	27.881	177	21.992	219	35.511	58	245
12	1	1:24.224	27.526	177	21.396	218	35.302	59	244										





ADAC GT Masters

Sector List Free Practice 2

Provisional



Lausitzring, Length: 3478m
Air temperature: 27.35°C
Track temperature: 27.63°C
Weather condition: Dry

DMSB Reg. Nr.: R-11752/20

Friday, July 31, 2020 17:50:00

Lap	Id	Time	SE1	SP1	SE2	SP2	SE3	SP3	TSP	Lap	Id	Time	SE1	SP1	SE2	SP2	SE3	SP3	TSP
32 Weerts, BEL(#1) / Vanthoor, BEL(#2)										theoretical besttime: 1:22.778									
1	2	3:18.164	2:19.245	144	23.618	209	35.301	226		18	2	1:23.138	27.681	175	21.472	218	33.985	233	243
2	2	1:25.799	29.025	174	21.807	215	34.967	231	236	19	2	1:23.174	27.732	175	21.510	218	33.932	233	245
3	2	1:26.970	28.333	175	22.468	211	36.169	232	240	20	2	1:23.351	27.805	175	21.563	217	33.983	233	243
4	2	1:24.357	28.476	174	21.781	217	34.100	232	241	21	2	1:23.833	28.068	175	21.595	217	34.170	233	243
5	2	1:23.055	27.772	175	21.439	218	33.844	235	243	22	2	1:23.366	27.847	176	21.505	217	34.014	233	243
6	2	1:24.424	27.765	174	22.056	219	34.603	235	245	23	2	1:23.926	28.427	175	21.473	218	34.026	234	243
7	2	1:26.502	28.081	176	21.759	217	36.662	58	245	24	2	1:23.427	27.726	175	21.535	218	34.166	233	244
8	2	6:30.971	5:32.562	167	22.684	210	35.725	231		25	2	1:23.612	28.046	175	21.444	218	34.122	233	243
9	2	1:25.787	28.539	172	22.071	215	35.177	232	240	26	2	1:23.424	27.801	176	21.537	217	34.086	234	243
10	2	1:27.582	29.117	172	22.115	214	36.350	227	242	27	2	1:23.766	27.808	176	21.554	217	34.404	234	244
11	2	1:25.027	28.835	173	21.811	217	34.381	234	237	28	2	1:23.635	27.850	175	21.617	217	34.168	234	243
12	2	1:23.082	27.672	175	21.394	219	34.016	234	243	29	2	1:23.447	27.731	176	21.618	218	34.098	234	243
13	2	1:22.850	27.579	175	21.408	219	33.863	234	244	30	2	1:23.783	27.827	175	21.755	219	34.201	233	244
14	2	1:25.238	27.540	177	21.469	219	36.229	58	243	31	2	1:23.679	27.886	175	21.623	217	34.170	234	243
15	2	2:33.915	1:35.649	174	21.629	217	36.637	232		32	2	1:23.518	27.772	176	21.561	218	34.185	234	244
16	2	1:23.740	27.869	175	21.612	218	34.259	234	243	33	2	1:27.397	27.824	177	21.884	216	37.689	58	243
17	2	1:23.472	27.873	175	21.526	217	34.073	234	244										

Lap	Id	Time	SE1	SP1	SE2	SP2	SE3	SP3	TSP	Lap	Id	Time	SE1	SP1	SE2	SP2	SE3	SP3	TSP
33 Salaquarda, CZE(#1) / Stippler, DEU(#2)										theoretical besttime: 1:22.481									
1	1	2:04.410	1:01.397	159	24.117	206	38.896	232		21	1	1:25.052	27.988	176	21.504	220	35.560	58	246
2	1	1:24.951	29.057	174	21.519	219	34.375	234	241	22	2	2:22.875	1:26.728	177	21.662	219	34.485	237	
3	1	1:24.570	28.120	175	21.379	221	35.071	235	243	23	2	1:24.288	28.252	176	21.755	219	34.281	238	247
4	1	1:23.400	27.928	175	21.417	220	34.055	235	243	24	2	1:23.761	28.024	176	21.592	221	34.145	237	247
5	1	1:23.163	27.936	176	21.224	221	34.003	237	245	25	2	1:23.082	27.618	177	21.439	220	34.025	236	246
6	1	1:22.954	27.760	176	21.327	220	33.867	236	246	26	2	1:23.614	27.968	177	21.504	220	34.142	237	246
7	1	1:22.628	27.695	177	21.063	221	33.870	237	245	27	2	1:23.620	28.102	177	21.448	221	34.070	237	247
8	1	1:23.445	27.949	177	21.544	218	33.952	236	245	28	2	1:23.205	27.789	177	21.417	221	33.999	236	246
9	1	1:22.782	27.816	176	21.138	220	33.828	237	246	29	2	1:24.155	28.712	177	21.499	220	33.944	237	246
10	1	1:23.164	27.745	176	21.302	220	34.117	238	247	30	2	1:22.930	27.671	178	21.357	221	33.902	238	247
11	1	1:24.584	28.241	177	21.784	220	34.559	238	247	31	2	1:23.153	27.855	177	21.291	221	34.007	237	247
12	1	1:22.662	27.716	176	21.146	220	33.800	238	247	32	2	1:23.288	28.008	177	21.359	220	33.921	238	248
13	1	1:24.209	28.322	174	21.767	219	34.120	237	248	33	2	1:23.331	27.923	177	21.505	221	33.903	238	247
14	1	1:24.071	27.864	176	22.251	220	33.956	238	247	34	2	1:37.554	28.222	177	26.156	127	43.176	236	248
15	1	1:23.403	27.892	176	21.498	219	34.013	236	247	35	2	1:23.416	28.034	177	21.434	221	33.948	237	245
16	1	1:23.324	28.026	176	21.404	220	33.894	237	245	36	2	1:23.445	27.767	177	21.512	220	34.166	237	246
17	1	1:22.977	27.844	176	21.286	220	33.847	236	247	37	2	1:23.342	27.963	177	21.432	220	33.947	237	247
18	1	1:23.030	27.891	176	21.329	221	33.810	236	245	38	2	1:24.765	27.764	177	21.441	220	35.560	57	247
19	1	1:23.109	27.830	177	21.297	220	33.982	236	245	39	1	2:29.482	1:31.487	157	22.138	219	35.857	58	
20	1	1:23.518	28.013	175	21.492	219	34.013	237	246	40	2	2:24.501	1:26.620	176	21.835	218	36.046	58	

Lap	Id	Time	SE1	SP1	SE2	SP2	SE3	SP3	TSP	Lap	Id	Time	SE1	SP1	SE2	SP2	SE3	SP3	TSP
36 Dienst, DEU(#1) / Frommenwiler, CHE(#2)										theoretical besttime: 1:23.094									
1	2	1:56.677	56.757	156	24.171	207	35.749	232		13	2	1:23.732	28.184	175	21.551	221	33.997	237	246
2	2	1:25.332	29.449	173	21.573	218	34.310	234	239	14	2	1:23.336	27.933	177	21.354	220	34.049	236	246
3	2	1:23.777	28.234	176	21.392	220	34.151	234	243	15	2	1:23.620	27.985	177	21.534	220	34.101	236	245
4	2	1:23.951	28.008	177	21.422	218	34.521	235	244	16	2	1:24.078	28.101	177	21.461	220	34.516	236	245
5	2	1:23.605	28.100	177	21.333	221	34.172	236	244	17	2	1:30.268	29.344	173	22.990	165	37.934	58	245
6	2	1:23.739	28.117	176	21.659	219	33.963	237	245	18	1	4:48.705	3:52.509	175	21.788	218	34.408	235	
7	2	1:24.407	28.664	175	21.633	219	34.110	236	245	19	1	1:24.117	28.325	177	21.557	220	34.235	236	244
8	2	1:23.453	28.207	178	21.322	220	33.924	236	245	20	1	1:23.753	27.980	178	21.410	219	34.363	235	245
9	2	1:23.627	28.065	177	21.445	220	34.117	236	245	21	1	1:23.932	28.263	176	21.406	220	34.263	236	244
10	2	1:23.204	27.848	177	21.361	220	33.995	236	245	22	1	1:23.664	27.935	177	21.484	221	34.245	237	245
11	2	1:24.726	28.844	177	21.617	219	34.265	237	245	23	1	1:27.018	28.285	175	22.664	220	36.069	57	245
12	2	1:23.357	27.991	177	21.420	221	33.946	236	247										

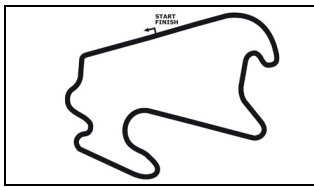
Lap	Id	Time	SE1	SP1	SE2	SP2	SE3	SP3	TSP	Lap	Id	Time	SE1	SP1	SE2	SP2	SE3	SP3	TSP
47 Dontje, NLD(#1) / Götz, DEU(#2)										theoretical besttime: 1:22.018									
1	1	2:20.830	1:22.554	144	22.994	215	35.282	230		16	2	1:24.452	28.271	175	21.973	215	34.208	235	243
2	1	1:24.475	28.562	177	21.439	217	34.474	233	239	17	2	1:24.645	28.671	177	21.648	217	34.326	235	244
3	1	1:23.375	28.158	177	21.231	221	33.986	234	242	18	2	1:22.200	27.522	179	21.160	221	33.518	236	245
4	1	1:25.157	29.680	170	21.440	220	34.037	234	243	19	2	1:22.066	27.409	178	21.091	221	33.566	236	245
5	1	1:22.686	27.732	178	21.120	221	33.834	234	244	20	2	1:25.378	29.157	176	21.479	219	34.742	237	246
6	1	1:22.608	27.679	178	21.194	220	33.735	235	244	21	2	1:28.856	27.500	178	21.251	201	40.105	235	247
7	1	1:24.488	27.794	178	21.208	221	35.486	59	244	22	2	1:24.957	27.671	177	21.200	221	36.086	59	245

ver: 1.0

www.adac.de/motorsport

Page 6/9 printed: 31.7.2020 18:51





ADAC GT Masters

Sector List Free Practice 2



Provisional

Lausitzring, Length: 3478m

Air temperature: 27.35°C

Track temperature: 27.63°C

Weather condition: Dry

DMSB Reg. Nr.: R-11752/20

Friday, July 31, 2020 17:50:00

Lap	Id	Time	SE1	SP1	SE2	SP2	SE3	SP3	TSP	Lap	Id	Time	SE1	SP1	SE2	SP2	SE3	SP3	TSP
8	2	2:31.145	1:34.810	177	21.553	218	34.782	236		23	2	2:27.641	1:29.779	174	22.149	218	35.713	234	
9	2	1:23.087	27.755	177	21.392	219	33.940	235	245	24	1	1:23.686	28.023	177	21.432	221	34.231	234	243
10	2	1:24.995	27.879	178	21.561	178	35.555	236	245	25	1	1:22.927	27.938	178	21.245	220	33.744	235	244
11	2	1:24.527	27.827	177	21.437	220	35.263	237	245	26	1	1:22.723	27.835	178	21.175	221	33.713	235	244
12	2	1:23.148	27.769	178	21.435	219	33.944	237	247	27	1	1:23.079	27.917	177	21.331	221	33.831	235	244
13	2	1:26.863	28.645	177	22.807	188	35.411	236	247	28	1	1:23.409	27.790	178	21.229	221	34.390	235	245
14	2	1:26.306	27.749	177	21.525	220	37.032	59	245	29	1	1:24.208	27.868	178	21.257	221	35.083	59	244
15	2	5:28.309	4:31.273	174	22.248	209	34.788	234											

48 Ellis, GBR(#1) / Marciello, ITA(#2)

theoretical besttime: 1:22.119

1	2	2:11.965	1:04.084	171	23.196	202	44.685	232		16	1	4:19.969	3:24.012	177	21.463	220	34.494	234	
2	2	1:25.938	27.906	177	21.316	221	36.716	233	241	17	1	1:23.474	28.042	178	21.338	220	34.094	236	243
3	2	1:23.544	28.009	177	21.504	220	34.031	234	242	18	1	1:25.843	28.614	175	21.564	220	35.665	58	245
4	2	1:22.466	27.605	178	21.189	221	33.672	234	243	19	1	3:48.391	2:52.324	177	21.689	220	34.378	236	
5	2	1:22.311	27.454	178	21.108	221	33.749	234	243	20	1	1:26.138	28.071	177	22.129	215	35.938	236	246
6	2	1:23.309	28.080	177	21.146	220	34.083	235	244	21	1	1:23.675	28.112	177	21.376	221	34.187	236	246
7	2	1:23.372	27.786	178	21.170	221	34.416	235	244	22	1	1:23.809	28.216	178	21.440	221	34.153	236	246
8	2	1:23.363	27.570	179	21.115	220	34.678	59	243	23	1	1:25.061	28.234	179	21.261	221	35.566	59	245
9	1	2:25.348	1:29.253	174	21.560	220	34.535	234		24	2	6:08.153	5:11.274	171	22.232	216	34.647	233	
10	1	1:23.527	28.058	177	21.344	219	34.125	235	244	25	2	1:22.827	27.700	178	21.196	220	33.931	235	242
11	1	1:22.747	27.753	177	21.206	221	33.788	235	244	26	2	1:22.685	27.773	178	21.191	221	33.721	234	244
12	1	1:23.731	28.099	177	21.330	221	34.302	235	245	27	2	1:22.462	27.720	179	21.066	221	33.676	235	243
13	1	1:23.495	27.994	177	21.363	220	34.138	236	245	28	2	1:22.773	27.791	178	21.001	221	33.981	235	244
14	1	1:23.612	28.247	177	21.373	221	33.992	235	245	29	2	1:22.231	27.546	179	21.021	221	33.664	236	244
15	1	1:25.005	28.033	177	21.404	221	35.568	58	245	30	2	1:35.336	31.082	138	25.515	153	38.739	59	245

63 Balboa, ESP(#1) / Perera, FRA(#2)

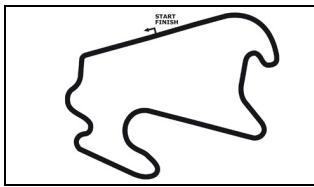
theoretical besttime: 1:21.921

1	2	7:00.439	6:00.176	168	24.020	210	36.243	228		14	2	1:25.548	29.100	159	22.444	217	34.004	234	244
2	1	1:26.227	29.487	173	22.088	214	34.652	232	225	15	2	1:22.557	27.704	176	21.256	219	33.597	235	244
3	1	1:23.972	28.492	176	21.599	217	33.881	234	242	16	2	1:26.230	27.678	176	22.979	160	35.573	235	245
4	1	1:24.830	27.638	176	21.122	219	36.070	234	243	17	2	1:22.558	27.625	177	21.392	219	33.541	236	245
5	1	1:22.057	27.472	177	21.208	219	33.377	235	244	18	2	1:27.472	27.570	177	22.852	184	37.050	56	246
6	1	1:29.510	27.476	177	26.046	118	35.988	234	245	19	2	4:21.252	3:23.339	163	22.539	204	35.374	232	
7	1	1:22.421	27.747	177	21.165	219	33.509	235	243	20	2	1:24.823	27.747	176	21.494	195	35.582	234	242
8	1	1:22.047	27.422	176	21.136	220	33.489	235	244	21	2	1:22.697	27.698	176	21.247	220	33.752	235	244
9	1	1:24.292	27.650	176	21.329	219	35.313	56	245	22	2	1:24.796	28.344	170	22.238	217	34.214	234	244
10	2	2:41.351	1:43.997	158	22.328	217	35.026	233		23	2	1:22.841	27.616	177	21.361	219	33.864	235	244
11	2	1:27.650	30.012	174	22.744	215	34.894	233	241	24	2	1:24.645	27.651	177	21.493	195	35.501	235	244
12	2	1:23.911	28.093	176	21.642	218	34.176	234	242	25	2	1:22.661	27.662	177	21.286	219	33.713	234	244
13	2	1:22.546	27.558	177	21.339	220	33.649	235	244	26	2	1:24.341	27.697	177	21.310	220	35.334	56	244

71 Paul, DEU(#1) / Langeveld, NLD(#2)

theoretical besttime: 1:22.882

1	2	1:50.155	51.401	169	22.994	212	35.760	231		18	1	1:23.651	28.087	175	21.512	219	34.052	235	244
2	2	1:25.300	29.027	174	21.705	218	34.568	232	240	19	1	1:23.144	27.954	177	21.340	220	33.850	236	245
3	2	1:24.925	28.188	174	21.627	219	35.110	233	242	20	1	1:27.282	28.466	175	22.069	217	36.747	60	245
4	2	1:24.989	28.508	173	22.170	219	34.311	233	242	21	1	7:57.903	7:01.227	173	22.266	215	34.410	232	
5	2	1:23.646	28.199	175	21.444	217	34.003	234	243	22	1	1:24.166	28.564	174	21.489	218	34.113	234	242
6	2	1:23.209	27.909	175	21.375	218	33.925	234	243	23	1	1:23.629	27.933	176	21.556	218	34.140	235	244
7	2	1:23.773	28.123	174	21.491	218	34.159	234	243	24	1	1:23.061	27.914	177	21.327	220	33.820	235	245
8	2	1:23.806	27.951	176	21.885	217	33.970	234	243	25	1	1:23.685	28.007	177	21.527	220	34.151	235	245
9	2	1:23.533	28.076	176	21.391	217	34.066	234	243	26	1	1:23.625	28.087	176	21.514	219	34.024	235	245
10	2	1:23.379	27.946	176	21.441	218	33.992	234	244	27	1	1:23.573	27.909	177	21.482	221	34.182	236	244
11	2	1:23.260	27.861	173	21.475	218	33.924	235	244	28	1	1:26.408	29.003	176	21.842	218	35.563	60	245
12	2	1:23.858	28.256	175	21.540	218	34.062	234	245	29	2	2:26.220	1:28.763	172	21.876	218	35.581	60	
13	2	1:23.789	28.140	175	21.674	217	33.975	234	244	30	1	2:26.602	1:28.322	174	22.185	217	36.095	60	
14	2	1:24.625	27.907	175	21.559	217	35.159	59	244	31	1	2:27.845	1:30.050	174	22.100	217	35.695	60	
15	1	2:25.539	1:28.945	172	22.221	216	34.373	235		32	1	3:47.021	2:48.675	172	22.139	216	36.207	60	
16	1	1:23.484	27.926	176	21.559	218	33.999	235	244	33	2	2:27.795	1:28.137	173	21.985	216	37.673	59	
17	1	1:23.122	27.735	177	21.398	219	33.989	235	244										



ADAC GT Masters

Sector List Free Practice 2

Provisional



Lausitzring, Length: 3478m

Air temperature: 27.35°C

Track temperature: 27.63°C

Weather condition: Dry

DMSB Reg. Nr.: R-11752/20

Friday, July 31, 2020 17:50:00

Lap	Id	Time	SE1	SP1	SE2	SP2	SE3	SP3	TSP	Lap	Id	Time	SE1	SP1	SE2	SP2	SE3	SP3	TSP
72 Schöll, AUT(#1) / Pepper, ZAF(#2)										theoretical besttime: 1:23.669									
1	2	30:08.180	29:01.626	132	27.428	196	39.126	204		11	2	2:30.823	1:31.168	169	23.708	215	35.947	235	
2	2	1:30.705	33.246	173	22.253	214	35.206	233	159	12	2	1:27.681	29.943	173	22.473	218	35.265	233	245
3	2	1:27.285	29.398	174	21.702	216	36.185	235	243	13	2	1:27.255	29.427	174	22.861	217	34.967	233	243
4	2	1:24.246	28.383	175	21.687	220	34.176	235	244	14	2	1:25.540	29.007	174	21.745	221	34.788	234	242
5	2	1:24.009	28.039	176	21.653	221	34.317	235	245	15	2	1:25.607	28.836	175	21.903	221	34.868	233	243
6	2	1:24.183	28.178	175	21.677	220	34.328	235	245	16	2	1:25.412	28.933	175	21.826	221	34.653	234	242
7	2	1:24.175	28.408	175	21.666	221	34.101	236	245	17	2	1:26.680	29.026	176	22.186	204	35.468	236	244
8	2	1:23.687	28.057	176	21.588	221	34.042	236	246	18	2	1:25.450	28.733	176	21.896	221	34.821	234	245
9	2	1:27.249	28.890	177	22.546	218	35.813	58	246	19	2	1:32.780	30.303	173	23.207	217	39.270	59	243
10	2	2:24.147	1:26.853	176	21.832	218	35.462	58		20	2	2:28.591	1:30.529	173	22.430	217	35.632	58	

77 Pommer, DEU(#1) / Schmidt, CHE(#2)										theoretical besttime: 1:22.327									
1	2	6:41.506	5:43.609	172	23.289	216	34.608	237		12	2	2:28.960	1:31.381	175	22.039	221	35.540	59	
2	2	1:29.240	28.989	180	22.153	187	38.098	238	245	13	2	2:24.770	1:28.806	181	21.826	221	34.138	238	
3	2	1:23.402	28.146	180	21.359	223	33.897	240	247	14	1	1:29.280	28.265	180	25.387	173	35.628	239	249
4	2	1:22.745	27.666	181	21.380	221	33.699	240	248	15	1	1:23.663	28.134	181	21.537	223	33.992	240	248
5	2	1:22.447	27.738	183	21.209	223	33.500	240	248	16	1	1:23.210	27.920	181	21.494	222	33.796	240	248
6	2	1:22.584	27.618	182	21.347	222	33.619	239	249	17	1	1:23.382	27.957	181	21.498	223	33.927	240	249
7	2	1:23.965	28.796	182	21.411	221	33.758	240	248	18	1	1:23.171	27.798	182	21.635	223	33.738	240	249
8	2	1:24.770	27.757	181	21.411	223	35.602	59	249	19	1	1:31.682	27.994	181	27.714	149	35.974	240	249
9	2	19:12.944	18:14.220	160	22.754	196	35.970	54		20	1	1:23.216	28.009	181	21.320	224	33.887	240	248
10	2	4:07.661	3:08.040	173	23.269	215	36.352	59		21	1	1:24.714	27.896	182	21.440	224	35.378	59	249
11	2	2:27.579	1:30.184	180	21.771	220	35.624	59											

82 Zimmermann, DEU(#1) / Schothorst, NLD(#2)										theoretical besttime: 1:22.091									
1	1	10:19.952	9:13.070	150	26.062	202	40.820	231		12	1	1:24.378	27.671	176	21.421	221	35.286	237	245
2	1	1:33.076	32.754	166	23.310	132	37.012	234	240	13	1	1:24.599	27.640	177	21.312	220	35.647	237	247
3	1	1:22.830	27.754	176	21.447	218	33.629	236	243	14	2	1:42.989	32.857	116	27.414	154	42.718	56	246
4	1	1:26.320	27.460	177	21.378	219	37.482	236	246	15	2	4:15.403	3:16.692	171	22.923	213	35.788	232	
5	1	1:22.127	27.361	177	21.101	219	33.665	236	245	16	2	1:26.002	29.352	173	22.098	216	34.552	235	242
6	1	1:24.453	27.954	174	21.962	217	34.537	237	246	17	2	1:27.191	28.581	174	22.068	217	36.542	56	244
7	1	1:26.061	27.450	176	21.399	219	37.212	56	247	18	2	2:36.929	1:35.663	136	23.645	215	37.621	56	
8	1	2:55.105	1:59.384	175	21.660	219	34.061	235		19	1	2:31.160	1:32.151	172	22.573	215	36.436	56	
9	1	1:22.861	27.767	177	21.402	220	33.692	236	244	20	2	2:26.713	1:29.205	174	22.109	217	35.399	56	
10	1	1:23.876	27.852	175	21.538	219	34.486	236	246	21	1	2:31.804	1:31.795	172	22.476	215	37.533	53	
11	1	1:22.712	27.513	176	21.349	221	33.850	237	245										

92 Ammermüller, DEU(#1) / Engelhart, DEU(#2)										theoretical besttime: 1:22.047									
1	2	1:42.796	45.783	171	22.445	215	34.568	236		15	2	1:28.252	27.782	177	21.314	221	39.156	237	246
2	2	1:24.184	28.197	177	21.861	214	34.126	236	244	16	2	1:24.390	27.935	177	21.296	220	35.159	58	244
3	2	1:22.740	27.862	176	21.091	221	33.787	236	244	17	1	2:23.152	1:26.620	176	21.640	218	34.892	58	
4	2	1:22.248	27.604	177	21.041	221	33.603	237	245	18	1	2:24.481	1:27.588	176	21.558	218	35.335	58	
5	2	1:22.182	27.640	177	21.095	222	33.447	238	245	19	2	2:22.961	1:26.557	176	21.462	219	34.942	57	
6	2	1:24.201	28.314	177	22.006	219	33.881	240	247	20	1	2:24.467	1:27.558	175	21.609	218	35.300	58	
7	2	1:22.950	27.856	177	21.257	219	33.837	238	247	21	2	2:22.518	1:27.034	176	21.488	220	33.996	237	
8	2	1:22.554	27.559	178	21.162	221	33.833	237	246	22	2	1:22.881	27.710	178	21.385	220	33.786	238	245
9	2	1:23.936	27.831	177	21.576	220	34.529	239	246	23	2	1:23.372	28.178	175	21.333	221	33.861	237	245
10	2	1:24.261	27.659	177	21.304	221	35.298	58	247	24	1	1:23.009	27.807	176	21.416	221	33.786	236	245
11	2	5:06.559	4:10.956	175	21.333	217	34.270	236		25	1	1:23.575	27.785	177	21.354	221	34.436	236	244
12	2	1:23.037	28.017	177	21.253	220	33.767	238	244	26	1	1:23.690	28.241	177	21.455	221	33.994	236	245
13	2	1:24.420	27.782	177	21.236	220	35.402	238	246	27	1	1:24.219	27.857	178	21.502	220	34.860	58	244
14	2	1:23.535	27.783	177	21.303	220	34.449	237	246										

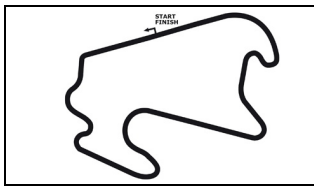
99 Renauer, DEU(#1) / Müller, DEU(#2)										theoretical besttime: 1:22.038									
1	2	3:58.847	3:01.825	173	22.368	217	34.654	236		19	2	1:25.106	29.462	176	21.657	220	33.987	238	248
2	2	1:23.959	28.258	178	21.525	221	34.176	237	244	20	2	1:23.200	28.064	179	21.406	221	33.730	237	246
3	2	1:23.098	27.814	178	21.306	222	33.978	238	245	21	2	1:22.953	27.818	179	21.319	220	33.816	238	245
4	2	1:22.408	27.652	178	21.197	224	33.559	238	247	22	2	1:23.309	28.167	178	21.446	220	33.696	238	246
5	2	1:22.907	28.087	177	21.284	221	33.536	238	247	23	2	1:24.557	29.109	178	21.551	221	33.897	239	247
6	2	1:22.156	27.479	179	21.249	221	33.428	238	247	24	2	1:24.971	28.734	179	21.459	221	34.778	58	247
7	2	1:22.717	27.918	179	21.295	221	33.504	238	246	25	2	4:27.642	3:32.061	178	21.475	221	34.106	238	

ver: 1.0

www.adac.de/motorsport

Page 8/9 printed: 31.7.2020 18:51





ADAC GT Masters

Sector List Free Practice 2

Provisional



Lausitzring, Length: 3478m

Air temperature: 27.35°C

Track temperature: 27.63°C

Weather condition: Dry

DMSB Reg. Nr.: R-11752/20

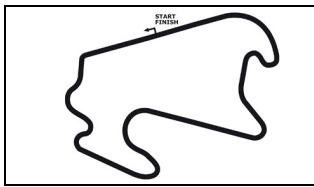
Friday, July 31, 2020 17:50:00

Lap	Id	Time	SE1	SP1	SE2	SP2	SE3	SP3	TSP	Lap	Id	Time	SE1	SP1	SE2	SP2	SE3	SP3	TSP
8	2	1:22.578	27.778	179	21.232	221	33.568	238	247	26	2	1:23.262	28.101	180	21.333	221	33.828	239	248
9	2	1:22.199	27.487	179	21.196	221	33.516	238	246	27	2	1:23.239	28.051	178	21.443	222	33.745	239	247
10	2	1:22.461	27.414	179	21.260	221	33.787	238	247	28	2	1:23.961	27.915	178	21.499	221	34.547	240	248
11	2	1:22.721	27.773	177	21.289	221	33.659	239	247	29	2	1:26.280	28.063	180	21.322	221	36.895	58	249
12	2	1:22.820	27.799	178	21.336	221	33.685	238	247	30	2	2:29.020	1:32.320	143	22.423	220	34.277	238	
13	2	1:23.184	27.919	178	21.398	221	33.867	238	247	31	2	1:25.908	28.312	177	21.767	220	35.829	56	246
14	2	1:22.886	27.714	178	21.392	221	33.780	239	247	32	2	2:26.785	1:29.618	171	21.887	220	35.280	56	
15	2	1:23.025	27.914	178	21.263	221	33.848	239	247	33	1	2:23.711	1:26.952	178	21.645	220	35.114	58	
16	2	1:24.198	27.792	178	21.473	221	34.933	56	248	34	1	2:24.770	1:27.948	177	21.903	220	34.919	237	
17	1	2:22.198	1:26.562	178	21.650	221	33.986	239		35	1	1:27.228	29.211	177	21.802	220	36.215	57	245
18	1	1:23.559	28.021	180	21.540	220	33.998	239	248										

117 Ragginger, AUT(#1) / Siedler, AUT(#2)

theoretical besttime: 1:23.474

1	2	28:44.588	27:36.403	130	27.695	153	40.490	209		8	2	1:23.989	28.312	178	21.695	220	33.982	238	247
2	2	1:34.827	33.087	164	23.956	181	37.784	193	212	9	2	1:23.474	27.996	178	21.508	220	33.970	237	247
3	2	1:30.429	31.313	175	23.322	204	35.794	234	191	10	2	1:25.860	28.254	178	21.652	221	35.954	56	246
4	2	1:26.210	29.133	177	22.223	217	34.854	236	243	11	1	2:23.898	1:27.432	177	22.194	217	34.272	237	
5	2	1:31.879	29.768	159	23.374	184	38.737	58	245	12	1	1:24.398	28.433	178	21.703	220	34.262	237	246
6	2	14:58.824	14:01.607	173	22.446	215	34.771	235		13	1	1:25.017	28.933	176	21.926	221	34.158	237	247
7	2	1:24.395	28.167	177	21.851	219	34.377	237	244										



ADAC GT Masters

Top speed list Free Practice 2

Provisional



Lausitzring, Length: 3478m

Air temperature: 27.35°C

Track temperature: 27.63°C

Weather condition: Dry

DMSB Reg. Nr.: R-11752/20

Friday, July 31, 2020 17:50:00

#	Name (NAT)	Team	Car name	Speed	Lap	Race time
10	Nick Yelloly (GBR)	Schubert Motorsport (DEU)	BMW M6 GT3	252.25	28	48:48.312
14	Nicolai Sylvest (DNK)	MRS GT-Racing (DEU)	BMW M6 GT3	251.07	15	28:47.749
9	Joel Eriksson (SWE)	Schubert Motorsport (DEU)	BMW M6 GT3	250.48	9	20:41.102
77	Markus Pommer (DEU)	Callaway Competition (DEU)	Corvette C7 GT3-R	249.90	19	54:16.984
99	Sven Müller (DEU)	Precote Herberth Motorsport (DEU)	Porsche 911 GT3 R	249.32	29	45:31.831
33	Frank Stippler (DEU)	Team ISR (CZE)	Audi R8 LMS GT3	248.75	34	47:38.423
25	Mike Beckhusen (DEU)	BWT Mücke Motorsport (DEU)	Audi R8 LMS GT3	248.17	7	9:22.012
26	Ricardo Feller (CHE)	BWT Mücke Motorsport (DEU)	Audi R8 LMS GT3	248.17	9	12:25.233
17	Simona De Silvestro (CHE)	KÜS TEAM75 Bernhard (DEU)	Porsche 911 GT3 R	248.17	18	24:57.302
36	Philipp Frommenwiler (CHE)	Schütz Motorsport (DEU)	Mercedes-AMG GT3	247.60	12	15:58.221
117	Norbert Siedler (AUT)	SpaceDriveRacing operated by KÜS Team75 Bernhard (DEU)	Porsche 911 GT3 R (GEN1)	247.60	8	51:12.875
92	Christian Engelhart (DEU)	SSR Performance (DEU)	Porsche 911 GT3 R	247.03	6	7:15.873
47	Maximilian Götz (DEU)	MANNFILTER - Team HTP-WINWARD (DEU)	Mercedes-AMG GT3	247.03	12	17:29.099
82	Tim Zimmermann (DEU)	GRT GRASSER RACING TEAM (AUT)	Lamborghini Huracan GT3 EVO	247.03	7	17:30.486
20	Mick Wishofer (AUT)	Team Zakspeed BKK Mobil Oil Racing (DEU)	Mercedes-AMG GT3	247.03	7	24:40.878
22	Luca Stolz (DEU)	Toksport WRT (DEU)	Mercedes-AMG GT3 EVO	247.03	20	35:05.532
7	Sebastian Asch (DEU)	Precote Herberth Motorsport (DEU)	Porsche 911 GT3 R	246.46	6	7:13.160
31	Patric Niederhauser (CHE)	RUTRONIK-RACING (DEU)	Audi R8 LMS GT3	246.46	7	11:17.927
4	Rahel Frey (CHE)	Aust Motorsport (DEU)	Audi R8 LMS GT3	246.46	9	18:27.449
29	Kim-Luis Schramm (DEU)	Montaplast by Land Motorsport (DEU)	Audi R8 LMS GT3	246.46	16	22:17.272
28	Christopher Haase (DEU)	Montaplast by Land Motorsport (DEU)	Audi R8 LMS GT3	246.46	14	23:15.290
63	Franck Perera (FRA)	GRT GRASSER RACING TEAM (AUT)	Lamborghini Huracan GT3 EVO	246.46	18	30:49.877
48	Philip Ellis (GBR)	KNAUS - Team HTP-WINWARD (DEU)	Mercedes-AMG GT3	246.46	20	33:43.143
72	Jordan Lee Pepper (ZAF)	T3-HRT-Motorsport (DEU)	Bentley Continental GT3	246.46	8	38:44.512
32	Dries Vanthoor (BEL)	TEAM WRT (BEL)	Audi R8 LMS GT3	245.90	6	9:00.089
8	Dennis Marschall (DEU)	RUTRONIK-RACING (DEU)	Audi R8 LMS GT3	245.90	8	16:10.810
71	Maximilian Paul (DEU)	T3-HRT-Motorsport (DEU)	Audi R8 LMS GT3	245.90	20	28:02.923
3	Maximilian Hackländer (DEU)	Aust Motorsport (DEU)	Audi R8 LMS GT3	245.90	24	55:56.176
11	Pierre Kaffer (DEU)	EFP Car Collection by TECE (DEU)	Audi R8 LMS GT3	245.90	33	57:17.351
30	Rolf Ineichen (CHE)	TEAM WRT (BEL)	Audi R8 LMS GT3	245.34	12	22:15.365
18	David Jahn (DEU)	KÜS TEAM75 Bernhard (DEU)	Porsche 911 GT3 R	245.34	14	23:31.740
21	Daniel Keilwitz (DEU)	Team Zakspeed BKK Mobil Oil Racing (DEU)	Mercedes-AMG GT3	245.34	17	46:13.115
19	Niels Lagrange (BEL)	GRT GRASSER RACING TEAM (AUT)	Lamborghini Huracan GT3 EVO	244.22	12	16:02.637