

Provisional

Result List

Stewards / Race Management

STEWARD	Achim Loth
STEWARD	Dennis Broedel
STEWARD	Wieland Unnasch
RACE DIRECTOR	Niels Wittich
CLERK OF THE COURSE	Janko Garbsch
TECHNICAL DELEGATE	Erik Wilhelmi
CHIEF TIMEKEEPER	Steffen Ruhl

Weather Start/Finish

AIR	29.6°C
TRACK	28.3°C
CONDITIONS	Dry
PRESSURE	1005 hPa
AIR	32.2°C
TRACK	28.3°C
CONDITIONS	Dry
PRESSURE	1005 hPa

Track Information

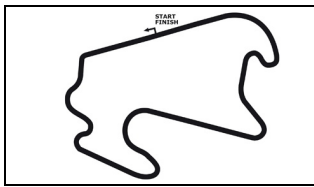
GREEN FLAG	17:05:00
CHEQUERED FLAG	17:35:01
SAFETY CAR PHASE	0
FULL COURSE YELLOW PHASE	0
TRACK NAME	Lausitzring
TRACK LENGTH	3478m
TURN COUNT	12
FASTEST LAP:	#52. CRA - 1:22.331

STARTED: 11 CLASSIFIED: 11 NOT CLASSIFIED: 0 DISQUALIFIED: 0

Nr.	Drivers	Team	Lap	Best Time	Gap	Diff	Kph	Day Time
Cl.	Car	Competitor						
1	52 J.Crawford(USA) ADAC Formel 4	(T) Van Amersfoort Racing(NLD) Van Amersfoort Racing	15	1:22.331			152.0	17:33:01
2	4 V.Bernier(FRA) ADAC Formel 4	(T) R-ace GP R-ACE GP	17	1:22.682	0.351	0.351	151.4	17:35:13
3	29 J.Dürksen(DEU) ADAC Formel 4	(T) ADAC Berlin-Brandenburg e.V.(DEU) ADAC Berlin-Brandenburg e.V.	15	1:22.695	0.364	0.013	151.4	17:36:00
4	87 O.Bearman(GBR) R ADAC Formel 4	US Racing(DEU) US Racing	14	1:22.849	0.518	0.154	151.1	17:35:29
5	17 J.Edgar(GBR) ADAC Formel 4	(T) Van Amersfoort Racing(NLD) Van Amersfoort Racing	14	1:22.937	0.606	0.088	150.9	17:31:44
6	5 A.Lobanenکو(RUS) R ADAC Formel 4	(T) R-ace GP R-ACE GP	17	1:22.944	0.613	0.007	150.9	17:35:02
7	95 V.Lomko(RUS) R ADAC Formel 4	(T) US Racing(DEU) US Racing	15	1:23.003	0.672	0.059	150.8	17:36:21
8	77 T.Tramnitz(DEU) R ADAC Formel 4	US Racing(DEU) US Racing	13	1:23.180	0.849	0.177	150.5	17:32:24
9	6 K.Smal(RUS) R ADAC Formel 4	R-ace GP R-ACE GP	17	1:23.204	0.873	0.024	150.4	17:36:05
10	58 E.Seppänen(FIN) ADAC Formel 4	(T) US Racing(DEU) US Racing	14	1:23.349	1.018	0.145	150.2	17:35:36
11	7 J.Knopp(CZE) R ADAC Formel 4	(T) ADAC Berlin-Brandenburg e.V.(DEU) ADAC Berlin-Brandenburg e.V.	10	1:24.340	2.009	0.991	148.4	17:31:07

Subject to final scrutineering!

Publication time:	Clerk of the Course: Janko Garbsch	Timekeeper: Steffen Ruhl
-------------------	------------------------------------	--------------------------



ADAC Formel 4

Sector List Free Practice 1



Provisional

DMSB Reg. Nr.: R-11752/20

Lausitzring, Length: 3478m
Air temperature: 32.6°C
Track temperature: 28.43°C
Weather condition: Dry

Friday, July 31, 2020 17:05:00

Lap Id	Time	SE1	SP1	SE2	SP2	SE3	SP3	TSP	Lap Id	Time	SE1	SP1	SE2	SP2	SE3	SP3	TSP		
4 Bernier, FRA(#1)									theoretical besttime: 1:22.676										
1	0	1:53.041	44.272	133	26.934	156	41.835	169	10	0	1:22.997	27.447	166	21.160	203	34.390	209	216	
2	0	1:40.293	33.805	135	27.992	149	38.496	205	170	11	0	2:21.740	36.054	74	44.058	78	1:01.628	53	215
3	0	1:26.834	29.470	164	22.184	199	35.180	208	211	12	0	5:44.772	4:33.447	120	29.388	144	41.937	167	
4	0	1:25.522	28.303	166	22.161	200	35.058	208	215	13	0	1:33.426	32.725	137	25.123	177	35.578	209	166
5	0	1:24.039	27.931	165	21.435	201	34.673	208	214	14	0	1:23.026	27.539	167	21.052	204	34.435	210	214
6	0	1:24.485	28.249	162	21.578	201	34.658	209	214	15	0	1:23.623	28.200	168	21.095	205	34.328	209	216
7	0	1:23.527	27.633	166	21.279	202	34.615	210	215	16	0	1:22.876	27.415	167	21.047	204	34.414	209	215
8	0	1:36.208	35.963	113	25.158	198	35.087	209	215	17	0	1:22.682	27.301	167	21.052	203	34.329	210	215
9	0	1:23.285	27.499	166	21.264	201	34.522	209	215										

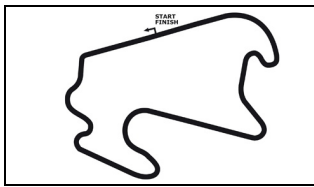
5 Lobanenko, RUS(#1)									theoretical besttime: 1:22.897										
1	0	1:53.376	44.684	144	26.820	158	41.872	165	10	0	1:24.904	27.620	167	21.254	202	36.030	209	217	
2	0	1:36.433	33.852	132	24.953	170	37.628	207	169	11	0	2:17.124	33.515	101	41.374	78	1:02.235	51	216
3	0	1:29.080	30.989	163	22.392	201	35.699	208	214	12	0	5:40.384	4:32.431	117	29.366	146	38.587	208	
4	0	1:29.589	29.041	161	23.309	149	37.239	210	216	13	0	1:23.959	28.031	166	21.151	201	34.777	210	215
5	0	1:24.645	28.116	166	21.643	201	34.886	210	217	14	0	1:25.209	27.670	167	22.777	202	34.762	210	216
6	0	1:24.086	27.793	166	21.531	202	34.762	210	217	15	0	1:23.185	27.595	167	21.055	204	34.535	210	216
7	0	1:25.129	28.815	163	21.550	203	34.764	211	217	16	0	1:23.102	27.557	167	21.064	203	34.481	210	215
8	0	1:35.036	32.310	118	26.226	161	36.500	210	217	17	0	1:22.944	27.375	167	21.041	203	34.528	210	216
9	0	1:23.826	27.845	165	21.279	201	34.702	210	217										

6 Smal, RUS(#1)									theoretical besttime: 1:23.085										
1	0	2:01.352	52.764	112	28.842	140	39.746	180	10	0	1:25.166	27.800	167	21.729	203	35.637	210	216	
2	0	1:33.623	32.041	117	23.688	184	37.894	208	187	11	0	2:22.337	40.488	77	41.841	72	1:00.008	48	217
3	0	1:26.550	29.339	164	21.982	201	35.229	209	214	12	0	6:28.571	5:23.227	110	26.561	138	38.783	185	
4	0	1:24.736	28.106	166	21.616	201	35.014	210	216	13	0	1:28.345	30.071	127	22.979	187	35.295	209	192
5	0	1:24.352	28.165	165	21.432	203	34.755	211	218	14	0	1:23.464	27.778	167	21.158	204	34.528	209	215
6	0	1:24.135	27.864	166	21.503	204	34.768	212	218	15	0	1:23.215	27.548	167	21.184	204	34.483	209	215
7	0	1:35.653	31.914	136	27.074	128	36.665	210	219	16	0	1:24.946	27.571	167	21.054	205	36.321	208	216
8	0	1:30.453	29.740	165	22.856	140	37.857	210	217	17	0	1:23.204	27.576	167	21.130	204	34.498	210	215
9	0	1:24.280	28.121	166	21.402	201	34.757	209	216										

7 Knopp, CZE(#1)									theoretical besttime: 1:24.107										
1	0	2:03.330	51.431	88	29.123	145	42.776	177	8	0	1:25.297	28.498	165	21.702	201	35.097	209	215	
2	0	1:42.046	31.912	136	24.112	151	46.022	54	168	9	0	1:24.414	27.871	166	21.457	203	35.086	210	216
3	0	7:37.167	6:30.067	161	23.044	195	44.056	48	10	0	1:24.340	28.003	166	21.367	204	34.970	210	217	
4	0	1:58.429	58.542	160	23.268	191	36.619	209	11	0	1:28.394	28.241	165	23.906	135	36.247	210	217	
5	0	1:25.702	28.722	166	21.751	202	35.229	209	216	12	0	1:24.341	27.891	167	21.537	203	34.913	209	216
6	0	2:10.766	28.954	141	31.872	87	1:09.940	41	216	13	0	1:24.422	27.827	166	21.474	205	35.121	210	216
7	0	4:55.238	3:56.906	144	22.617	199	35.715	208											

17 Edgar, GBR(#1)									theoretical besttime: 1:22.655										
1	0	1:52.459	42.126	137	25.860	166	44.473	52	10	0	5:30.283	4:32.830	148	22.206	201	35.247	209		
2	0	3:21.834	2:17.817	140	24.976	147	39.041	155	11	0	1:23.909	27.764	161	21.480	203	34.665	211	216	
3	0	1:29.131	30.788	146	22.799	167	35.544	210	156	12	0	1:23.444	27.573	167	21.263	204	34.608	212	218
4	0	1:24.933	28.324	165	21.636	202	34.973	210	216	13	0	1:23.207	27.314	168	21.434	205	34.459	211	218
5	0	1:33.902	36.575	162	22.379	200	34.948	211	217	14	0	1:22.937	27.408	168	21.109	205	34.420	211	218
6	0	1:24.282	27.960	167	21.466	204	34.856	212	218	15	0	1:27.539	27.228	168	21.150	205	39.161	210	218
7	0	1:24.328	27.628	167	21.856	203	34.844	212	219	16	0	1:26.337	27.550	168	21.634	119	37.153	212	217
8	0	1:23.374	27.397	167	21.336	204	34.641	210	219	17	0	1:22.996	27.326	168	21.007	205	34.663	212	219
9	0	1:45.947	40.053	162	23.947	197	41.947	52	218										

29 Dürksen, DEU(#1)									theoretical besttime: 1:22.690										
1	0	2:02.948	53.927	115	28.231	141	40.790	181	9	0	1:23.260	27.660	168	21.051	205	34.549	211	215	
2	0	1:39.819	30.948	130	24.056	154	44.815	53	184	10	0	1:26.156	29.865	166	21.502	203	34.789	211	217
3	0	5:51.508	4:46.813	135	22.437	198	42.258	52	11	0	1:28.207	27.650	167	21.025	206	39.532	210	217	
4	0	1:54.241	56.578	148	22.266	187	35.397	212	12	0	1:23.036	27.627	169	20.999	206	34.410	211	215	
5	0	1:24.302	28.219	166	21.275	203	34.808	212	218	13	0	1:29.163	27.460	167	22.702	159	39.001	210	217
6	0	1:23.202	27.564	168	21.034	203	34.604	210	218	14	0	1:26.718	27.852	160	22.971	135	35.895	210	216
7	0	1:33.612	28.170	165	21.301	203	44.141	53	217	15	0	1:22.695	27.333	169	21.004	205	34.358	211	217



ADAC Formel 4

Sector List Free Practice 1



Provisional

Lausitzring, Length: 3478m
 Air temperature: 32.6°C
 Track temperature: 28.43°C
 Weather condition: Dry

DMSB Reg. Nr.: R-11752/20

Friday, July 31, 2020 17:05:00

Lap	Id	Time	SE1	SP1	SE2	SP2	SE3	SP3	TSP	Lap	Id	Time	SE1	SP1	SE2	SP2	SE3	SP3	TSP
8	0	5:10.353	4:11.338	153	23.001	182	36.014	209											

52 Crawford, USA(#1)

theoretical besttime: 1:22.142

1	0	2:09.645	55.339	124	27.246	184	47.060	54		9	0	2:20.430	28.970	164	40.777	60	1:10.683	54	219
2	0	3:44.436	2:39.824	131	25.470	162	39.142	173		10	0	4:08.379	3:10.746	142	22.305	197	35.328	209	
3	0	1:32.196	31.990	137	22.741	197	37.465	197	174	11	0	1:23.077	27.568	168	21.008	204	34.501	210	216
4	0	1:27.306	29.357	160	22.228	197	35.721	210	204	12	0	1:33.046	31.960	149	25.828	193	35.258	211	217
5	0	1:24.762	28.260	166	21.413	203	35.089	211	217	13	0	1:22.706	27.247	168	21.135	205	34.324	211	218
6	0	1:23.841	27.853	167	21.203	202	34.785	212	217	14	0	1:22.620	27.337	168	20.976	205	34.307	211	217
7	0	1:23.007	27.580	167	21.128	204	34.299	212	219	15	0	1:22.331	27.283	168	20.846	206	34.202	211	217
8	0	1:22.679	27.352	168	21.036	203	34.291	211	218	16	0	1:59.753	27.094	169	38.520	55	54.139	53	217

58 Seppänen, FIN(#1)

theoretical besttime: 1:23.260

1	0	1:36.682	31.495	157	24.160	193	41.027	51		8	0	3:55.302	2:09.037	79	45.846	75	1:00.419	52	214
2	0	4:21.767	3:13.161	159	23.542	192	45.064	54		9	0	5:49.121	4:52.251	162	21.908	200	34.962	208	
3	0	2:13.909	1:15.703	163	22.509	198	35.697	207		10	0	1:24.336	27.715	166	21.807	198	34.814	207	214
4	0	1:25.828	28.607	163	22.154	199	35.067	207	214	11	0	1:23.596	27.608	167	21.350	202	34.638	207	213
5	0	1:25.340	28.384	166	21.875	199	35.081	208	213	12	0	1:23.936	27.819	166	21.475	203	34.642	207	213
6	0	1:24.317	28.011	165	21.490	200	34.816	208	214	13	0	1:23.356	27.522	166	21.229	203	34.605	209	213
7	0	1:24.243	27.735	165	21.609	200	34.899	207	214	14	0	1:23.349	27.574	167	21.266	202	34.509	210	215

77 Tramnitz, DEU(#1)

theoretical besttime: 1:22.941

1	0	1:45.115	32.525	158	24.066	188	48.524	51		9	0	5:15.839	4:18.159	165	22.007	200	35.673	208	
2	0	4:41.653	3:30.285	163	22.450	190	48.918	51		10	0	1:25.360	29.189	166	21.323	201	34.848	209	214
3	0	2:21.638	1:24.726	165	21.835	198	35.077	207		11	0	1:24.523	27.641	166	22.146	200	34.736	208	215
4	0	1:24.991	28.440	166	21.639	199	34.912	208	213	12	0	1:23.298	27.621	167	21.099	203	34.578	209	214
5	0	1:25.006	28.550	165	21.554	199	34.902	209	214	13	0	1:23.180	27.403	167	20.960	203	34.817	209	215
6	0	1:23.780	27.642	166	21.296	200	34.842	208	215	14	0	1:45.494	31.605	105	29.921	86	43.968	209	215
7	0	1:23.674	27.666	166	21.205	201	34.803	207	215	15	0	1:23.391	27.676	168	21.128	203	34.587	210	216
8	0	2:05.321	28.065	165	33.876	58	1:03.380	50	214										

87 Bearman, GBR(#1)

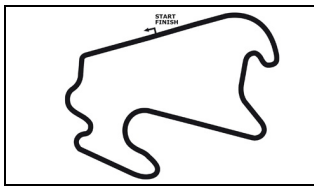
theoretical besttime: 1:22.849

1	0	1:47.125	36.069	156	24.106	177	46.950	50		8	0	1:42.929	28.234	164	25.925	119	48.770	55	214
2	0	4:29.083	3:17.396	159	23.378	165	48.309	50		9	0	7:26.508	6:30.312	162	21.425	200	34.771	207	
3	0	2:17.426	1:20.684	163	21.650	200	35.092	208		10	0	1:23.672	28.006	166	21.190	202	34.476	208	214
4	0	1:25.946	29.632	163	21.512	202	34.802	208	215	11	0	1:23.401	27.673	167	21.167	202	34.561	208	214
5	0	1:25.772	29.547	164	21.461	201	34.764	208	215	12	0	1:23.255	27.774	166	21.094	203	34.387	207	214
6	0	1:24.305	27.970	164	21.703	199	34.632	208	215	13	0	1:32.122	27.907	166	26.032	142	38.183	207	214
7	0	1:24.003	27.964	165	21.435	201	34.604	206	215	14	0	1:22.849	27.507	166	21.044	203	34.298	209	214

95 Lomko, RUS(#1)

theoretical besttime: 1:22.946

1	0	1:49.700	38.691	125	25.120	162	45.889	52		9	0	7:06.418	6:06.652	161	23.925	186	35.841	208	
2	0	4:21.891	3:13.307	128	24.557	174	44.027	56		10	0	1:24.555	28.433	166	21.196	201	34.926	208	214
3	0	2:12.129	1:13.417	160	22.539	197	36.173	207		11	0	1:23.594	27.795	168	21.109	203	34.690	208	213
4	0	1:26.413	29.240	165	21.856	201	35.317	208	213	12	0	1:23.210	27.596	167	20.982	203	34.632	208	214
5	0	1:25.156	28.506	166	21.545	200	35.105	209	213	13	0	1:23.172	27.445	168	21.091	204	34.636	208	214
6	0	1:24.223	27.923	166	21.296	201	35.004	209	215	14	0	1:23.271	27.433	167	21.105	203	34.733	209	214
7	0	1:23.959	27.869	167	21.214	201	34.876	208	214	15	0	1:23.003	27.490	168	20.955	203	34.558	210	214
8	0	1:50.106	29.342	162	27.622	136	53.142	54	214										



ADAC Formel 4

Top speed list Free Practice 1



Provisional

DMSB Reg. Nr.: R-11752/20

Lausitzring, Length: 3478m
Air temperature: 32.6°C
Track temperature: 28.43°C
Weather condition: Dry

Friday, July 31, 2020 17:05:00

#	Name (NAT)	Team	Car name	Speed	Lap	Race time
17	Jonny Edgar (GBR)	Van Amersfoort Racing (NLD)	ADAC Formel 4	219.75	8	12:32.806
6	Kirill Smal (RUS)	R-ace GP	ADAC Formel 4	219.30	7	9:16.686
52	Jak Crawford (USA)	Van Amersfoort Racing (NLD)	ADAC Formel 4	219.30	7	11:44.127
29	Joshua Dürksen (DEU)	ADAC Berlin-Brandenburg e.V. (DEU)	ADAC Formel 4	218.85	5	11:30.455
5	Artem Lobanenko (RUS)	R-ace GP	ADAC Formel 4	217.53	5	6:30.431
7	Josef Knopp (CZE)	ADAC Berlin-Brandenburg e.V. (DEU)	ADAC Formel 4	217.09	10	24:44.347
4	Victor Bernier (FRA)	R-ace GP	ADAC Formel 4	216.21	10	13:39.200
77	Tim Tramnitz (DEU)	US Racing (DEU)	ADAC Formel 4	216.21	15	29:10.838
87	Oliver Bearman (GBR)	US Racing (DEU)	ADAC Formel 4	215.78	6	11:27.322
95	Vlad Lomko (RUS)	US Racing (DEU)	ADAC Formel 4	215.35	6	11:17.261
58	Elias Seppänen (FIN)	US Racing (DEU)	ADAC Formel 4	215.35	14	29:13.705