

### Provisional

### Result List

#### Stewards / Race Management

STEWARD	Matthias Heinz
STEWARD	Dennis Broedel
STEWARD	Florian Koziol
RACE DIRECTOR	Christian Vormann
CLERK OF THE COURSE	Janko Garbsch
TECHNICAL DELEGATE	Adrian Sengpiel
CHIEF TIMEKEEPER	Steffen Ruhl

#### Weather Start/Finish

AIR	29.5°C
TRACK	28.1°C
CONDITIONS	Dry
PRESSURE	1005 hPa
AIR	30.2°C
TRACK	28.0°C
CONDITIONS	Dry
PRESSURE	1005 hPa

#### Track Information

GREEN FLAG	16:05:00
CHEQUERED FLAG	16:50:01
SAFETY CAR PHASE	0
FULL COURSE YELLOW PHASE	0
TRACK NAME	Lausitzring
TRACK LENGTH	3478m
TURN COUNT	12
FASTEST LAP:	#2. PRO - 1:28.786

STARTED: 11 CLASSIFIED: 10 NOT CLASSIFIED: 1 DISQUALIFIED: 0

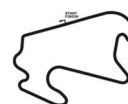
Nr.	Drivers	Team	Lap	Best Time	Gap	Diff	Kph	Day Time
Cl.	Car	Competitor						
1	2 H.Proczyk(AUT) Hyundai i30 N TCR	HP Racing International(DEU) HP Racing International	6	1:28.786			141.0	16:17:05
2	7 M.Halder(DEU) Honda Civic Type-R TCR	Profi Car Honda ADAC Sachsen(DEU) ADAC Sachsen e.V.	9	1:29.220	0.434	0.434	140.3	16:26:15
3	88 D.Fugel(DEU) Honda Civic Type-R TCR	Profi Car Honda ADAC Sachsen(DEU) ADAC Sachsen e.V.	3	1:29.580	0.794	0.360	139.7	16:10:19
4	53 M.Halder(DEU) Honda Civic TCR	Profi Car Team Halder(DEU) Profi Car Team Halder	9	1:30.309	1.523	0.729	138.6	16:23:26
5	97 N.Gruber(AUT) J Hyundai i30 N TCR	Hyundai Team Engstler(DEU) Engstler Motorsport	6	1:30.467	1.681	0.158	138.4	16:17:41
6	98 J.Seyffert(DEU) Hyundai i30 N TCR	HP Racing International(DEU) HP Racing International	5	1:30.597	1.811	0.130	138.2	16:17:42
7	8 R.Kircher(DEU) J VW Golf GTI TCR	VOLKSWAGEN Team Oettinger(DEU) OETTINGER Sportsystems	9	1:30.624	1.838	0.027	138.1	16:25:03
8	51 H.Salminen(FIN) VW Golf GTI TCR	Positione Motorsport(FIN) Positione Motorsport	12	1:30.932	2.146	0.308	137.6	16:31:15
9	55 M.Fugel(DEU) J Honda Civic Type-R TCR	Profi Car Team Halder(DEU) ADAC Sachsen e.V.	10	1:31.278	2.492	0.346	137.1	16:42:57
10	92 D.Tovilavicius(LTU) VW Golf GTI TCR	SKUBA RACING Team(LTU) SKUBA RACING Team	17	1:31.461	2.675	0.183	136.8	16:40:10

#### Not classified

13 A.Buri(FIN) Hyundai i30 N TCR	Hyundai Team Engstler(DEU) Engstler Motorsport
-------------------------------------	---

Subject to final scrutineering!

Publication time:	Clerk of the Course: Janko Garbsch	Timekeeper: Steffen Ruhl
-------------------	------------------------------------	--------------------------



**Provisional**

**Class Result List**

Stewards / Race Management

STEWARD	Matthias Heinz
STEWARD	Dennis Broedel
STEWARD	Florian Koziol
RACE DIRECTOR	Christian Vormann
CLERK OF THE COURSE	Janko Garbsch
TECHNICAL DELEGATE	Adrian Sengpiel
CHIEF TIMEKEEPER	Steffen Ruhl

Weather Start/Finish

AIR	29.5°C
TRACK	28.1°C
CONDITIONS	Dry
PRESSURE	1005 hPa
AIR	30.2°C
TRACK	28.0°C
CONDITIONS	Dry
PRESSURE	1005 hPa

Track Information

GREEN FLAG	16:05:00
CHEQUERED FLAG	16:50:01
SAFETY CAR PHASE	0
FULL COURSE YELLOW PHASE	0
TRACK NAME	Lausitzring
TRACK LENGTH	3478m
TURN COUNT	12
FASTEST LAP:	#2. PRO - 1:28.786

STARTED: 11 CLASSIFIED: 10 NOT CLASSIFIED: 1 DISQUALIFIED: 0

Nr.	Drivers	Team	Lap	Best Time	Gap	Diff	Kph	Day Time
	Car	Competitor						

**CLASS: Junior**

Started: 3

Classified: 3

Not Classified: 0

1	97	<b>N.Gruber(AUT)</b> Hyundai i30 N TCR	<b>Hyundai Team Engstler(DEU)</b> Engstler Motorsport	6	1:30.467			138.4	16:17:41
2	8	<b>R.Kircher(DEU)</b> VW Golf GTI TCR	<b>VOLKSWAGEN Team Oettinger(DEU)</b> OETTINGER Sportsystems	9	1:30.624	0.157	0.157	138.1	16:25:03
3	55	<b>M.Fugel(DEU)</b> Honda Civic Type-R TCR	<b>Profi Car Team Halder(DEU)</b> ADAC Sachsen e.V.	10	1:31.278	0.811	0.654	137.1	16:42:57

Subject to final scrutineering!

Publication time:	Clerk of the Course: Janko Garbsch	Timekeeper: Steffen Ruhl
-------------------	------------------------------------	--------------------------



# ADAC TCR Germany

## Sector List Test Session 3



Provisional

**DMSB** Reg. Nr.: R-11752/20

Lausitzring, Length: 3478m  
Air temperature: 30.39°C  
Track temperature: 28.26°C  
Weather condition: Dry

Friday, July 31, 2020 16:05:00

Lap Id	Time	SE1	SP1	SE2	SP2	SE3	SP3	TSP	Lap Id	Time	SE1	SP1	SE2	SP2	SE3	SP3	TSP
<b>2</b>	Proczyk, AUT(#1)								<b>theoretical besttime: 1:28.786</b>								
1 0	2:29.406	1:22.237	156	26.047	184	41.122	212		11 0	1:30.956	30.217	161	23.480	200	37.259	215	223
2 0	1:31.539	30.700	160	23.704	198	37.135	214	220	12 0	1:35.288	30.256	161	25.075	196	39.957	214	<b>224</b>
3 0	1:30.676	30.231	161	23.637	199	36.808	213	222	13 0	1:30.503	29.991	161	23.398	200	37.114	214	222
4 0	1:37.391	31.207	160	23.620	197	42.564	48	221	14 0	1:30.841	30.240	159	23.514	200	37.087	213	223
5 0	3:26.958	2:23.072	157	25.404	190	38.482	213		15 0	1:31.480	30.373	160	23.620	200	37.487	214	222
6 0	<b>1:28.786</b>	<b>29.384</b>	162	<b>22.954</b>	198	<b>36.448</b>	214	222	16 0	1:30.981	30.169	161	23.410	201	37.402	214	222
7 0	1:33.189	29.857	161	23.588	198	39.744	49	222	17 0	1:31.013	30.179	161	23.528	200	37.306	213	222
8 0	6:36.329	5:35.021	159	23.930	196	37.378	212		18 0	1:30.961	30.331	161	23.384	200	37.246	215	222
9 0	1:30.307	30.102	<b>162</b>	23.328	199	36.877	214	221	19 0	1:37.697	30.977	160	24.533	194	42.187	49	223
10 0	1:30.183	29.917	161	23.355	199	36.911	214	222									

<b>7</b>	Halder, DEU(#1)								<b>theoretical besttime: 1:29.220</b>								
1 0	6:31.452					6:31.452			7 0	1:35.522	31.080	159	24.254	180	40.188	58	219
2 0	1:57.735	48.888	139	25.326	170	43.521	192		8 0	3:29.931	2:27.934	148	25.059	184	36.938	212	
3 0	1:37.654	32.928	149	25.329	177	39.397	202	190	9 0	<b>1:29.220</b>	<b>29.555</b>	<b>160</b>	<b>23.079</b>	<b>199</b>	<b>36.586</b>	<b>213</b>	220
4 0	1:32.292	31.149	156	23.784	196	37.359	211	211	10 0	1:40.498	29.647	160	29.465	119	41.386	213	<b>221</b>
5 0	1:30.850	30.258	159	23.540	197	37.052	212	219	11 0	1:38.034	29.594	160	23.387	169	45.053	58	221
6 0	1:30.844	30.157	160	23.410	197	37.277	211	219									

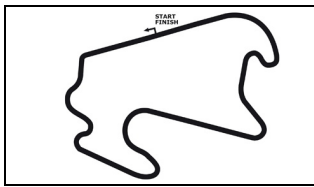
<b>8</b>	Kircher, DEU(#1)								<b>theoretical besttime: 1:30.351</b>								
1 0	3:05.762	1:56.484	125	29.204	167	40.074	209		9 0	<b>1:30.624</b>	30.094	160	23.739	191	36.791	214	222
2 0	1:34.568	33.116	158	24.260	196	37.192	210	217	10 0	1:38.745	31.651	160	23.998	191	43.096	59	<b>222</b>
3 0	1:32.447	30.449	160	24.642	195	37.356	212	219	11 0	4:26.000	3:17.108	110	30.560	148	38.332	211	
4 0	1:31.299	30.252	<b>161</b>	23.637	<b>197</b>	37.410	213	220	12 0	1:31.335	30.333	159	24.277	188	<b>36.725</b>	<b>212</b>	220
5 0	1:31.429	30.404	160	<b>23.587</b>	197	37.438	213	220	13 0	1:42.909	30.103	160	24.885	146	47.921	57	221
6 0	1:40.095	30.348	160	24.628	156	45.119	60	222	14 0	7:58.144	6:29.789	104	35.773	102	52.582	48	
7 0	6:06.569	4:54.124	74	33.063	150	39.382	210		15 0	4:18.103	3:11.987	150	28.026	171	38.090	212	
8 0	1:30.682	<b>30.039</b>	160	23.812	190	36.831	213	219	16 0	1:37.640	30.268	160	24.362	187	43.010	55	221

<b>13</b>	Buri, FIN(#1)								<b>theoretical besttime: 1:31.677</b>								
1 0	2:01.287	58.924	153	24.784	197	<b>37.579</b>	<b>212</b>		2 0	1:34.783	<b>30.302</b>	<b>160</b>	<b>23.796</b>	<b>200</b>	40.685	57	<b>220</b>

<b>51</b>	Salminen, FIN(#1)								<b>theoretical besttime: 1:30.755</b>								
1 0	2:05.242	46.967	156	25.687	142	52.588	52		10 0	1:32.453	31.486	159	23.690	199	37.277	211	214
2 0	4:18.120	3:05.019	143	25.256	167	47.845	46		11 0	1:31.776	30.308	159	23.413	198	38.055	211	220
3 0	4:00.048	2:55.731	155	25.581	174	38.736	209		12 0	<b>1:30.932</b>	<b>30.265</b>	<b>160</b>	<b>23.361</b>	<b>198</b>	37.306	212	220
4 0	1:33.089	31.534	160	24.094	196	37.461	<b>212</b>	217	13 0	1:38.807	30.455	158	23.831	197	44.521	55	220
5 0	1:31.175	30.619	<b>160</b>	23.427	198	<b>37.129</b>	212	<b>220</b>	14 0	6:49.992	5:48.296	159	23.912	195	37.784	211	
6 0	1:31.446	30.494	159	23.475	197	37.477	210	220	15 0	1:40.415	30.589	159	23.535	196	46.291	45	219
7 0	1:31.740	30.492	160	23.672	<b>199</b>	37.576	211	219	16 0	8:27.190	7:20.873	111	26.340	188	39.977	210	
8 0	1:39.272	31.076	159	23.974	198	44.222	47	218	17 0	1:34.760	31.673	158	23.933	196	39.154	180	218
9 0	3:30.158	2:26.241	151	24.854	190	39.063	208										

<b>53</b>	Halder, DEU(#1)								<b>theoretical besttime: 1:30.284</b>								
1 0	2:16.796					2:16.796			7 0	1:34.875	30.504	159	23.892	196	40.479	58	220
2 0	2:04.061	49.678	124	28.155	149	46.228	58		8 0	3:34.289	2:30.196	91	26.072	188	38.021	210	
3 0	2:50.253	1:45.393	135	25.748	186	39.112	210		9 0	<b>1:30.309</b>	29.962	161	<b>23.399</b>	<b>198</b>	<b>36.948</b>	<b>211</b>	218
4 0	1:32.200	30.938	159	23.805	196	37.457	210	218	10 0	1:30.348	<b>29.937</b>	<b>160</b>	23.430	198	36.981	212	219
5 0	1:31.587	30.392	159	23.732	197	37.463	212	218	11 0	1:30.641	29.952	160	23.483	198	37.206	212	<b>220</b>
6 0	1:31.757	30.405	158	23.993	196	37.359	212	220	12 0	1:39.042	32.520	149	24.949	170	41.573	58	220

<b>55</b>	Fugel, DEU(#1)								<b>theoretical besttime: 1:31.125</b>								
1 0	2:03.037	37.971	105	33.031	113	52.035	55		7 0	8:59.711	7:57.590	155	24.372	193	37.749	208	
2 0	2:23.100	1:12.342	122	28.709	107	42.049	187		8 0	1:31.571	30.710	158	<b>23.552</b>	<b>195</b>	<b>37.309</b>	<b>209</b>	216
3 0	1:43.047	33.750	136	27.718	160	41.579	165	195	9 0	1:31.467	30.291	158	23.567	195	37.609	209	217
4 0	1:48.322	36.079	120	29.068	126	43.175	202	169	10 0	<b>1:31.278</b>	<b>30.264</b>	<b>157</b>	23.616	195	37.398	210	217
5 0	1:50.483	32.286	117	29.078	133	49.119	55	211	11 0	1:41.428	34.685	145	24.482	196	42.261	58	<b>218</b>
6 0	14:34.749	13:24.580	120	27.074	158	43.095	59										



# ADAC TCR Germany

## Sector List Test Session 3

Provisional



Lausitzring, Length: 3478m  
 Air temperature: 30.39°C  
 Track temperature: 28.26°C  
 Weather condition: Dry

**DMSB** Reg. Nr.: R-11752/20

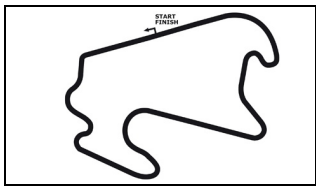
Friday, July 31, 2020 16:05:00

Lap	Id	Time	SE1	SP1	SE2	SP2	SE3	SP3	TSP	Lap	Id	Time	SE1	SP1	SE2	SP2	SE3	SP3	TSP
<b>88</b>	Fugel, DEU(#1)									<b>theoretical besttime: 1:29.580</b>									
1	0	2:19.001	1:10.592	91	30.421	132	37.988	211		4	0	1:46.619	34.606	119	28.492	148	43.521	58	221
2	0	1:30.208	29.883	159	23.512	199	36.813	213	219	5	0	4:45.403	3:44.454	161	23.860	197	37.089	214	
3	<b>0</b>	<b>1:29.580</b>	<b>29.552</b>	160	<b>23.290</b>	<b>200</b>	<b>36.738</b>	213	222	6	<b>0</b>	2:11.051	31.115	108	39.349	96	1:00.587	47	<b>222</b>

Lap	Id	Time	SE1	SP1	SE2	SP2	SE3	SP3	TSP	Lap	Id	Time	SE1	SP1	SE2	SP2	SE3	SP3	TSP
<b>92</b>	Tovilavicius, LTU(#1)									<b>theoretical besttime: 1:31.461</b>									
1	1	2:10.431	59.713	131	28.929	185	41.789	206		13	1	1:33.646	31.285	158	24.359	194	38.002	210	218
2	1	1:34.885	31.919	158	24.445	195	38.521	208	214	14	1	1:33.157	30.918	158	23.973	195	38.266	210	218
3	1	1:33.906	31.069	158	24.048	195	38.789	199	216	15	1	1:35.066	31.289	158	24.409	193	39.368	56	218
4	1	1:34.007	32.129	157	23.964	196	37.914	210	210	16	1	3:29.656	2:23.249	141	27.261	194	39.146	209	
5	1	1:32.968	31.025	159	23.919	<b>197</b>	38.024	211	218	17	1	<b>1:31.461</b>	<b>30.365</b>	<b>159</b>	<b>23.568</b>	<b>196</b>	<b>37.528</b>	<b>210</b>	217
6	1	1:34.398	30.898	158	24.217	194	39.283	56	219	18	1	1:32.647	31.017	158	23.958	195	37.672	210	218
7	1	5:20.123	4:17.193	158	24.590	195	38.340	208		19	1	1:35.068	30.594	158	24.476	195	39.998	58	218
8	1	1:33.813	31.376	156	24.277	195	38.160	209	217	20	1	3:23.102	2:11.784	115	31.281	90	40.037	211	
9	1	1:34.234	30.798	159	24.937	196	38.499	209	217	21	1	1:32.434	30.849	158	23.844	196	37.741	210	<b>220</b>
10	1	1:33.451	30.989	158	23.978	195	38.484	210	218	22	1	1:33.133	31.463	157	23.888	195	37.782	210	218
11	1	1:41.769	32.679	148	25.388	194	43.702	58	218	23	1	1:32.703	30.932	158	23.814	195	37.957	211	218
12	1	3:43.414	2:40.805	158	24.245	194	38.364	210											

Lap	Id	Time	SE1	SP1	SE2	SP2	SE3	SP3	TSP	Lap	Id	Time	SE1	SP1	SE2	SP2	SE3	SP3	TSP
<b>97</b>	Gruber, AUT(#1)									<b>theoretical besttime: 1:30.298</b>									
1	0	2:06.606	48.762	158	24.610	145	53.234	54		14	0	1:33.065	30.489	160	24.689	199	37.887	216	223
2	0	4:31.182	3:25.076	150	27.641	133	38.465	212		15	0	1:32.361	30.538	159	23.998	199	37.825	215	<b>225</b>
3	0	1:30.593	30.170	<b>161</b>	23.386	199	37.037	214	220	16	0	1:32.043	30.590	160	24.048	197	37.405	214	223
4	0	1:30.755	<b>29.916</b>	161	<b>23.359</b>	199	37.480	214	222	17	0	1:31.703	30.395	159	23.782	200	37.526	214	223
5	0	1:30.915	30.455	160	23.372	197	37.088	213	222	18	0	1:32.069	30.503	159	23.942	198	37.624	215	223
6	<b>0</b>	<b>1:30.467</b>	29.977	160	23.383	198	37.107	213	222	19	<b>0</b>	1:32.748	30.912	158	24.111	198	37.725	215	223
7	0	1:31.214	30.059	160	23.965	198	37.190	213	222	20	0	1:32.740	30.897	159	24.089	198	37.754	214	222
8	0	1:31.087	30.220	160	23.516	198	37.351	213	222	21	0	1:32.727	30.887	160	23.936	198	37.904	214	223
9	0	1:31.056	30.391	159	23.642	199	<b>37.023</b>	213	221	22	0	1:33.751	30.882	158	24.458	197	38.411	214	223
10	0	1:31.066	30.152	161	23.549	199	37.365	215	222	23	0	1:35.305	31.128	158	24.521	195	39.656	213	222
11	0	1:31.643	30.517	159	23.613	199	37.513	214	222	24	0	1:43.878	34.115	143	26.795	164	42.968	58	219
12	0	1:31.568	30.500	159	23.714	198	37.354	215	223	25			2:35.062	150	26.097	177			
13	0	1:31.619	30.350	159	23.908	197	37.361	214	224										

Lap	Id	Time	SE1	SP1	SE2	SP2	SE3	SP3	TSP	Lap	Id	Time	SE1	SP1	SE2	SP2	SE3	SP3	TSP
<b>98</b>	Seiffert, DEU(#1)									<b>theoretical besttime: 1:30.435</b>									
1	0	3:13.156	2:01.550	146	28.151	153	43.455	58		12	0	1:31.363	30.291	162	23.639	201	37.433	217	<b>226</b>
2	0	4:14.199	2:52.740	115	31.221	98	50.238	51		13	0	1:31.631	30.431	160	23.886	200	37.314	216	226
3	0	2:11.363	1:09.359	160	24.194	200	37.810	215		14	0	1:31.190	30.210	162	23.677	201	37.303	216	225
4	0	1:32.641	31.847	163	23.720	200	37.074	216	223	15	0	1:31.332	30.580	161	23.533	201	37.219	216	225
5	<b>0</b>	<b>1:30.597</b>	30.232	162	<b>23.398</b>	201	<b>36.967</b>	216	224	16	<b>0</b>	1:31.643	30.373	161	24.000	201	37.270	215	225
6	0	1:31.045	30.163	<b>163</b>	23.715	201	37.167	216	225	17	0	1:31.426	30.327	161	23.705	201	37.394	214	223
7	0	1:31.194	<b>30.070</b>	162	23.602	201	37.522	215	225	18	0	1:31.626	30.567	161	23.691	201	37.368	215	223
8	0	1:31.287	30.376	162	23.703	<b>202</b>	37.208	216	223	19	0	1:31.451	30.390	162	23.711	202	37.350	214	223
9	0	1:31.007	30.307	163	23.581	201	37.119	216	225	20	0	1:31.323	30.387	162	23.625	201	37.311	216	223
10	0	1:30.972	30.183	163	23.564	201	37.225	217	225	21	0	1:31.947	30.484	162	23.975	200	37.488	216	224
11	0	1:31.347	30.325	161	23.699	202	37.323	<b>217</b>	225	22	0	1:34.297	30.761	161	24.170	201	39.366	59	224



# ADAC TCR Germany

## Top speed list Test Session 3

Provisional



Lausitzring, Length: 3478m

Air temperature: 30.39°C

Track temperature: 28.26°C

Weather condition: Dry

**DMSB** Reg. Nr.: R-11752/20

Friday, July 31, 2020 16:05:00

#	Name (NAT)	Team	Car name	Speed	Lap	Race time
98	Jan Seyffert (DEU)	HP Racing International (DEU)	Hyundai i30 N TCR	226.70	12	21:50.689
97	Nico Gruber (AUT)	Hyundai Team Engstler (DEU)	Hyundai i30 N TCR	225.28	15	24:54.729
2	Harald Proczyk (AUT)	HP Racing International (DEU)	Hyundai i30 N TCR	224.81	12	24:47.619
88	Dominik Fugel (DEU)	Profi Car Honda ADAC Sachsen (DEU)	Honda Civic Type-R TCR	222.94	6	11:52.724
8	Rene Kircher (DEU)	VOLKSWAGEN Team Oettinger (DEU)	VW Golf GTI TCR	222.94	10	20:05.385
7	Mike Halder (DEU)	Profi Car Honda ADAC Sachsen (DEU)	Honda Civic Type-R TCR	221.11	10	21:17.422
13	Antti Buri (FIN)	Hyundai Team Engstler (DEU)	Hyundai i30 N TCR	220.65	2	2:03.216
51	Harri Salminen (FIN)	Positione Motorsport (FIN)	VW Golf GTI TCR	220.65	5	11:58.428
53	Michelle Halder (DEU)	Profi Car Team Halder (DEU)	Honda Civic TCR	220.65	11	19:58.405
92	Dziugas Tovilavicius (LTU)	SKUBA RACING Team (LTU)	VW Golf GTI TCR	220.20	21	41:43.137
55	Marcel Fugel (DEU)	Profi Car Team Halder (DEU)	Honda Civic Type-R TCR	218.85	11	37:58.711